



CONGESTION MANAGEMENT PROCESS

Annual Report Card

February 2019



PALM BEACH
Transportation
Planning Agency



PALM BEACH TPA CONGESTION MANAGEMENT PROCESS ANNUAL REPORT CARD 2018 DRAFT

INDICATORS


- PROGRESSED
- NEEDS IMPROVEMENT
- NO CHANGE

2040 LRTP GOALS & OBJECTIVES

GOAL 1

VEHICULAR TRANSPORTATION


Provide an efficient and reliable vehicular transportation system



GOAL 2

MASS TRANSIT

Prioritize an efficient and interconnected mass transit system



GOAL 3

NON-MOTORIZED

Prioritize a safe and convenient non-motorized transportation network



GOAL 4

FREIGHT MOVEMENT

Maximize the efficient movement of freight through the region



GOAL 5

SOCIAL & ENVIRONMENTAL

Preserve and enhance social and environmental resources






GOAL 1: VEHICULAR TRANSPORTATION



Measure	Current Values		Future Targets	
	2017	2018	2025	2040
# of Congested Intersections	46	53	30	25
% of Connected Traffic Signals	81%	74.4%	85%	90%
% of Arterials with TV Coverage	55%	55%	65%	75%
% of Signals with Detection	92%	92%	85%	95%



GOAL 2: MASS TRANSIT



Measure	Current Values		Future Targets	
	2016	2018	2025	2040
% of Transit Mode Choice	1.97%	2%	3%	5%
Passenger Trips per Revenue Mile Tri-Rail Service	1.23	1.21	1.5	2.0
Passenger Trips per Revenue Mile Palm Tran Fixed Route Service	1.48	1.23	2.0	2.5



GOAL 3: NON-MOTORIZED



Measure	Current Values		Future Targets	
	2016 / 2017	2018	2025	2040
% of Pedestrian Mode Choice	1.49%	2.5%	3.5%	5%
% of Bicycle Mode Choice	0.67%	0.62%	1.5%	3%
Buffered Bicycle Lanes Centerline Mileage	8	12.4	50	100
10+ ft Shared Use Pathways Centerline Mileage	50	72	75	125
Designated Bicycle Lanes Centerline Mileage	180	200	250	500



GOAL 4: FREIGHT MOVEMENT



Measure	Current Values		Future Targets	
	2015 / 2016	2018	2025	2040
% of SIS Facilities, SIS Connectors and Non-SIS Designated Truck Routes that exceed Capacity	8.4%	9.8%	2.5%	1.5%
Increase Annual Freight Tonnage Port of Palm Beach	\$2.52M	\$2.48M	\$2.5M	\$3.0M
Increase Annual Freight Tonnage Palm Beach International Airport	\$23.6K	\$25.8K	\$25K	\$35K



GOAL 5: SOCIAL & ENVIRONMENTAL



Measure	Current Values		Future Targets	
	2017 / 2016	2018	2025	2040
Per Capita Daily Fuel Use (Gallons/Person)	1.272	1.289	1.25	1.0
Per Capita Daily Vehicle Miles Traveled (VMT/Person)	27.8	28.4	21	20