



Safety Performance Measures

February 2018 | TPA Governing Board

Performance-Based Planning

- Use system information to make investment and policy decisions to achieve national performance goals
- Moving ahead for progress in the 21st Century (MAP-21) requires state DOTs and MPOs to:
 1. Monitor required performance measures
 2. Establish targets
 3. Report progress

Performance Measure Target Due Dates

Performance Measure	Due Date
▶ Safety	Feb 27, 2018
System Performance	Nov 16, 2018
Bridge Condition	Nov 16, 2018
Pavement Condition	Nov 16, 2018
Asset Management Plan	N/A
Freight Plan	N/A
Planning Requirements	May 27, 2018

PALM BEACH TPA VISION

A **safe**, efficient,
and connected
multimodal
transportation
system.



Required Safety Performance Measures

1. Number of fatalities
2. Rate of fatalities per 100 million VMT
3. Number of serious injuries
4. Rate of serious injuries per 100 million VMT
5. Number of non-motorized fatalities and serious injuries

VMT = Vehicle Miles Traveled

Proposed Safety Performance Targets



FDOT - Vision Zero:

Zero fatalities and serious injuries



TPA Staff Recommendation:

Vision Zero - zero fatalities & serious injuries

Targets for 2018, adopt annually for upcoming year

Committee Recommendations

TAC & BTPAC:

Unanimously recommended support of Vision Zero

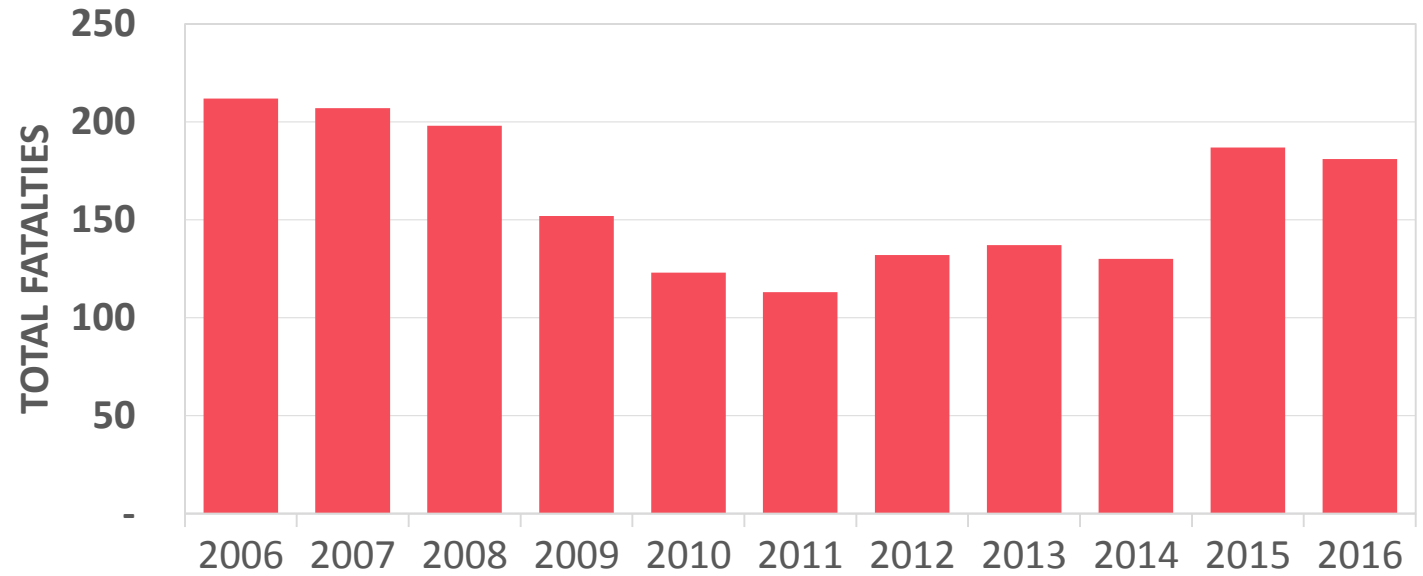
CAC:

Unanimously recommended support of Vision Zero

Request that the Board direct staff to create a Vision Zero action plan by February 2019, and evaluate current and future TIP projects to determine safety effectiveness.

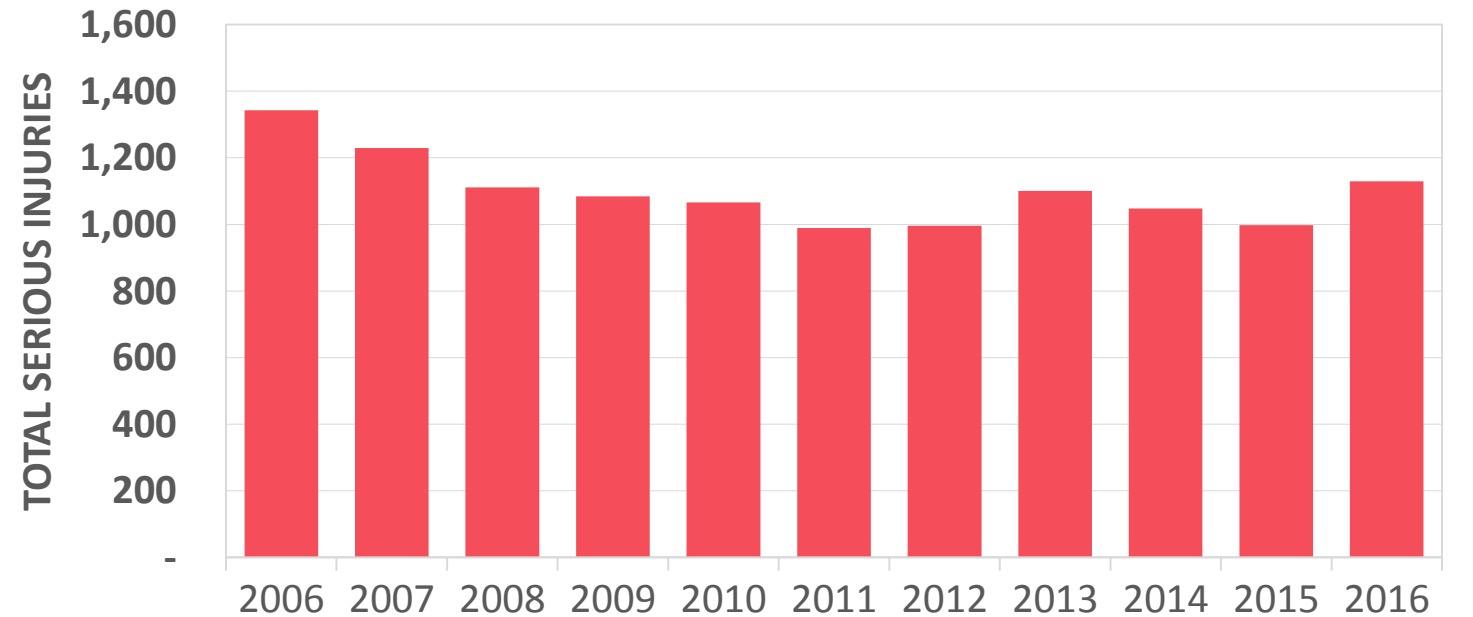
Number of fatalities

- 2016 Value: 181
- 2018 Target: 0



Number of serious injuries

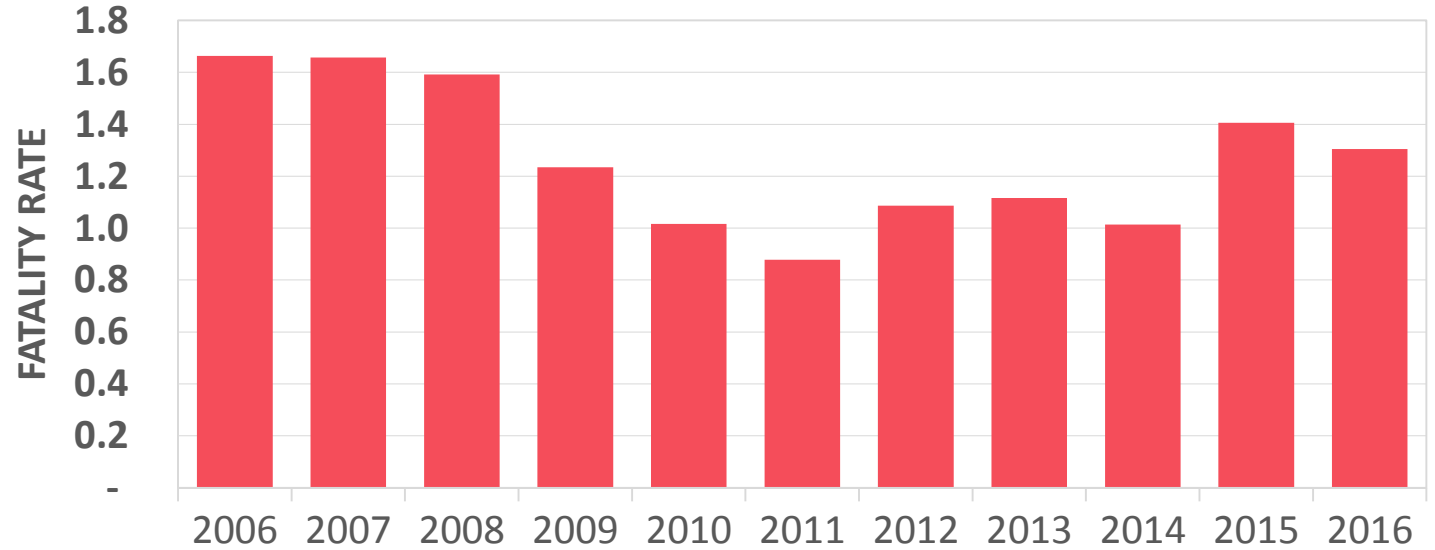
- 2016 Value: 1,129
- Target 2018: 0



**2017 not available until April*

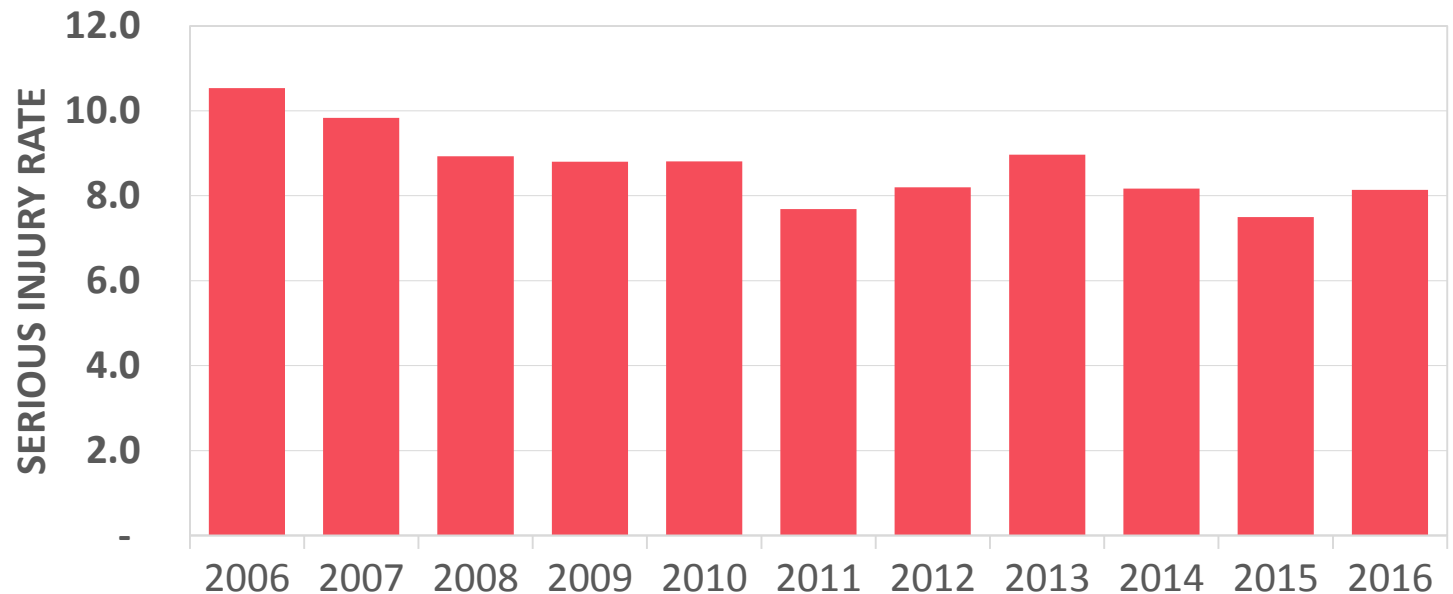
Rate of fatalities per 100 million VMT

- 2016 Value: 1.3
- 2018 Target: 0



Rate of serious injuries Per 100 million VMT

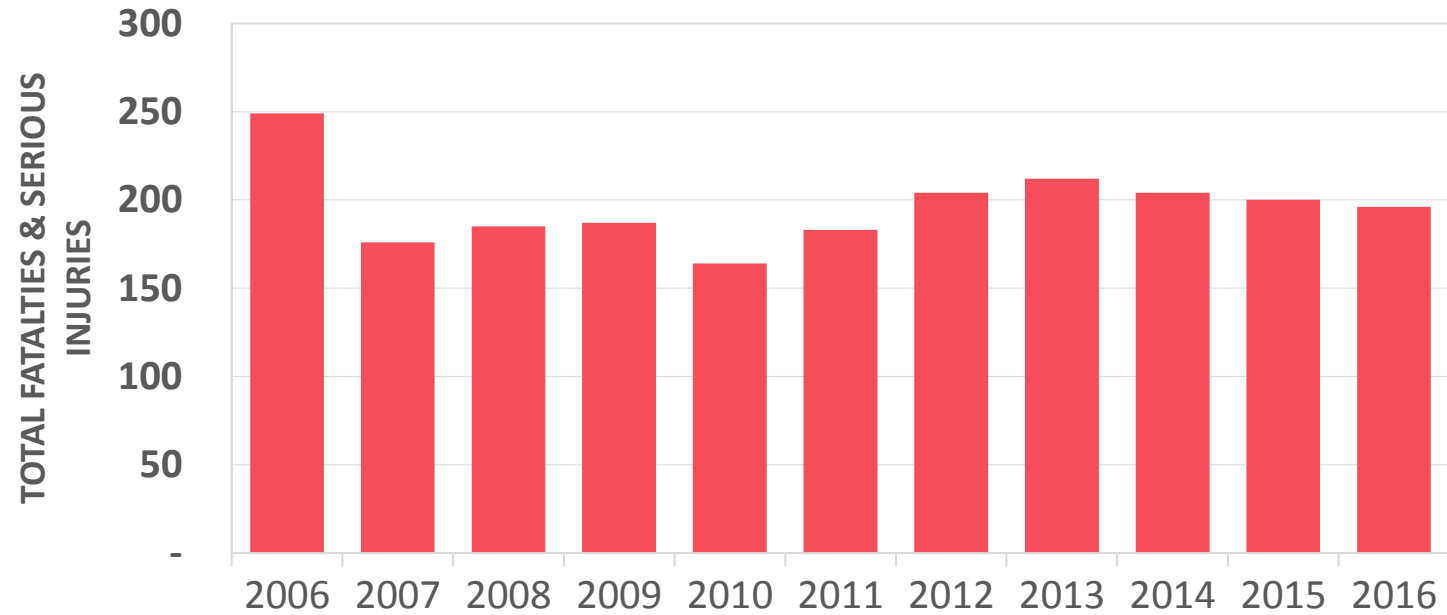
- 2016 Value: 8.1
- 2018 Target: 0



**2017 not available until April*

Number of non-motorized fatalities & serious injuries

- 2016 Value: 196
- 2018 Target: 0



Non-motorized fatalities & serious injuries made up > 15% of total for 2016

**2017 not available until April*

What else can we do?

NOW

- Leverage road maintenance projects
 - Stripe enhanced crosswalks, designate bike lanes, mark conflict areas
 - Construct missing sidewalks and bicycle facilities, relocate bus stops
 - Improve street lighting
- Implement Complete Streets
 - Applications for TPA Funding Programs are due March 2, 2018

FUTURE

- Adopt a Vision Zero Action Plan by Feb 2019
- Evaluate safety impacts of recent and programmed projects
- Support innovative technology
- Create a priority list for safety projects

2018 Target Setting



FDOT - Vision Zero:

Zero fatalities and serious injuries



TPA Staff and Committees Recommend:

Vision Zero - zero fatalities & serious injuries