

Transportation **I**mprovement **P**rogram **FY 2016-2020**

Adopted June 2015

www.PalmBeachMPO.org/TIP


2300 North Jog Road ■ 4th Floor ■ West Palm Beach, FL 33411 ■ 561-684-4170

Public participation is solicited without regard to race, color, national origin, age, sex, religion, disability or family status. Persons who require special accommodations under the American with Disabilities Act or translation services for a meeting, free of charge, or for complaints, questions or concerns about civil rights, please contact Malissa Booth at 561-684-4143 or email MBooth@PalmBeachMPO.org. Hearing impaired individuals are requested to telephone the Florida Relay System at #711.

TRANSPORTATION IMPROVEMENT PROGRAM

FY 2016-2020

This Transportation Improvement Program was developed consistent with federal and state requirements. State and federally funded projects were approved by the Palm Beach MPO on June 18, 2015.

A handwritten signature in blue ink, appearing to read "Susan Haynie", is positioned above a horizontal line.

Mayor Susan Haynie

MPO Chair

The preparation of this report was financed in part through grants from the Federal Highway Administration and Federal Transit Administration, U.S. Department of Transportation; the Florida Department of Transportation; and participating local governments. The contents of this report do not necessarily reflect the official views or policy of the U. S. Department of Transportation.

**2016-2020
TRANSPORTATION IMPROVEMENT PROGRAM
PALM BEACH**

TABLE OF CONTENTS

Executive Summary.....	4
Funding Summary	11
Map of Major Projects.....	12
Project Listing by Type	
SIS Capacity	16
Major MPO Projects	27
Local Initiative Program.....	31
Transportation Alternative Program	36
Major Maintenance.....	41
Minor Projects	47
O&M - Roadways	61
O&M - Transit.....	105
Airports.....	109
Railroads	119
Seaports.....	122
Other Federal & State Projects	124
Glossary	Appendix A
MPO Priority Projects	Appendix B
Annual Listing of Obligated Projects.....	Appendix C
TIP Amendments & Modifications.....	Appendix D

EXECUTIVE SUMMARY

Overview

The Transportation Improvement Program (TIP) is a staged program encompassing a five-year period consisting of all regionally significant transportation improvements to all modes of travel in Palm Beach County. The TIP is developed through a continuous, cooperative and comprehensive effort involving the Florida Department of Transportation, the Board of County Commissioners, the Port of Palm Beach, South Florida Regional Transportation Authority and municipalities within the County. Consultation is also carried out with the Miami-Dade and Broward MPO's during the TIP process.

The TIP identifies transportation improvements funded by Federal, State and local sources in order to assist local governments within the Palm Beach MPO area with their transportation planning efforts. The TIP is based on the Florida Department of Transportation's FY 16-20 Work Program for Palm Beach County, and generally moves forward the projects in the time frame from previous TIPs. Please note that the identified projects may experience unforeseen complications and that the DOT work program and the TIP may be amended throughout the year to accommodate this.

To provide for continuity and ease of use, the projects contained in the TIP have been aggregated by type and listed in sections. The TIP provides funding for the following twelve project types:

	PROJECT TYPE	FUNDING	PERCENT OF TOTAL
1.	SIS Capacity	\$ 483,160,069	28.9%
2.	MPO Major Projects	\$ 138,610,376	8.3%
3.	Local Initiative Program	\$ 11,092,504	0.7%
4.	Transportation Alternative Program	\$ 11,261,071	0.7%
5.	Major Maintenance	\$ 151,127,274	9.0%
6.	Minor Projects	\$ 117,023,429	7.0%
7.	O&M – Roadways	\$ 253,778,250	15.2%
8.	O&M – Transit	\$ 313,628,404	18.7%
9.	Airports	\$ 82,433,917	4.9%
10.	Railroads	\$ 38,079,681	2.3%
11.	Seaports	\$ 7,019,000	0.4%
12.	Other Federal & State Projects	\$ 66,446,015	4.0%
TOTAL TIP FY 2016-2020		\$ 1,673,657,989	100%

Time Frame

This document includes a five-year implementation schedule for Fiscal Year 2016 through Fiscal Year 2020 following the federal fiscal calendar which begins on July 1st and ends on June 30th (i.e. Fiscal Year 2016 addresses the dates of July 1, 2015 to June 30, 2016). However, projects utilizing state funds and some projects utilizing local funds are based on a fiscal year beginning October 1st and ending September 30th.

Prioritization

In order to be included in the TIP, a project must be consistent with the MPO adopted long-range transportation plan (LRTP). The adopted LRTP was prepared using estimates of available revenues and project and program costs and is presumed to be cost feasible. The LRTP is referenced in local comprehensive plans and seeks consistency with these plans to the maximum extent feasible. The MPO adopted a list of Priority Projects from the Plan in September and transmitted them to the FDOT for use in preparing the tentative Work Program – these are included in Appendix C and highlighted in the summary of projects section. FDOT then developed the Draft Tentative Work Program and provided the schedule of projects for creation of the TIP. The prioritization of projects in each category is explained in greater detail below.

- SIS Capacity These strategic intermodal system projects are prioritized by FDOT to support regional mobility.
- Major MPO Projects The MPO Board annually prioritizes major highway, transit and freight projects from the list of cost feasible projects in the LRTP based on the Goals, Objectives and Values in the LRTP and the annual analysis of congestion through the congestion management process.
- Local Initiative Program These lower cost, non-regionally significant projects are submitted to the MPO annually by local agencies and prioritized using a project scoring system based on the Goals, Objectives and Values in the LRTP.
- Transportation Alternatives Program These active transportation projects are submitted to the MPO annually by local agencies and prioritized through the Bicycle Greenway Pedestrian Advisory Committee (BGPAC).
- Major Maintenance These projects are proposed by the maintaining agencies based on the condition of the transportation infrastructure. They are larger projects representing an opportunity to enhance existing facilities through scope modifications or additions.
- Minor Projects These projects are advanced by agencies other than the MPO, typically with outside discretionary funding sources (e.g. local gas taxes, local impact fees, county incentive grant funds, highway safety program funds, etc.)
- O&M - Roadways These projects are proposed by the maintaining agencies based on the condition of the transportation infrastructure and the need to operate it efficiently.
- O&M – Transit These projects are proposed by the transit agencies to continue to operate existing services.
- Airports, Railroads and Seaport These projects are identified by the facility owner/operators consistent with their respective master plans.
- Other Federal & State Projects Projects shown in this section include final funding, often for administrative tasks, to complete earlier projects shown in other sections.

Summary of Projects

The following tables highlight the status of MPO Priority Projects, projects scheduled for construction in FY 2016, and some of the more significant changes between the adopted FY 15-19 TIP and the FY 16-20 TIP

Table 1: Major MPO Projects

Rank	Proj. No.	Project	Location	Improvement	Cost to Implement	< FY 16	Funding in TIP (1000s)						Funding Needed
							FY 16	FY 17	FY 18	FY 19	FY 20		
1	2296643	SR 7	60th St to Northlake Blvd.	Construct new 4 lane road	\$51,514	\$340	ENV \$8,209	ROW \$389	ROW \$127	ROW \$218	CST \$42,231	N/A	
2	2296644	SR 7	Okeechobee Blvd. to 60th St	Widen from 2 to 4 lanes	\$25,514		CST \$25,514					N/A	
3	4279381	SR 7	Broward Co Line to Glades Rd	Construct TSM improvements: buffered bike lanes, shared use pathways, transit shelters	\$15,534	\$2,594				CST \$12,939		N/A	
4	2331662	Glades Rd	SR 7 to Federal Highway	Construct TSM improvements: Additional westbound lane from Airport Rd. to I-95, other turn lane	\$5,676	\$3,927		CST \$1,749				N/A	
5	4353431	FEC Railroad Crossings	West Palm Beach to Boca Raton	Capital for Safety/Quiet Zone infrastructure on FEC corridor	\$8,600	\$544	RRU \$5,400					\$2,700	
6	4297671	Tri Rail Support Facility	Northern Layover Facility	Construct new facility to enhance existing system, support Jupiter extension	\$40,200	\$8,100		CAP \$13,066	CAP \$7,000	CAP \$12,034		N/A	
7	4170317	Tri Rail - New Service Extension	West Palm Beach to Jupiter	Extend commuter rail service onto the FEC corridor via the Northwood Crossover and construct 3 new stations – 45th Street, PGA Blvd, and Toney Penna Dr.	\$75,000	\$1,172	PDE \$1,350					\$72,478	
8b	4347342	Palm Tran - Support Facility	West Palm Beach Maintenance Facility	Fund construction of expansions to existing maintenance facilities	\$3,200				CAP \$150			\$1,000 in FY 20, Delete FY 18	
8a	4347352	Palm Tran - Support Facility	Delray Beach Maintenance Facility	Fund construction of expansions to existing maintenance facilities	\$5,400				CAP \$150			\$1,500 in FY 17, Delete FY 18	
9	4304581	Tri Rail	East side of Military Trail south of Glades Road	Construct second Tri Rail station in Boca Raton on CSX/SFR corridor	\$18,500			CAP \$1,500	CAP \$17,000			N/A	
10	2296584	Atlantic Ave	SR 7 to west of Lyons Road	Widen from 2 to 4 lanes	\$16,900			PE \$1,710				\$15,190	

Table 2: Local Initiative Program

Rank	Proj. No.	Project	Location	Improvement	Cost to Implement	< FY 16	Funding in TIP (1000s)					Funding Needed
							FY 16	FY 17	FY 18	FY 19	FY 20	
1	435158.1	Southern Blvd.	At Sansbury's Way Intersection	Add EB right, second WB left and widen C-51 canal bridge	\$4,445	\$885			RRU CST \$3,560			N/A
2	435159.1	SE Avenue G	Main St. to SE 9th St/ Gove Elementary School	Construct sidewalk on the S side of SE Ave G	\$926	\$175						\$751
3	229896.3	SR 710 Beautification	W of Australian Ave to Dixie Hwy	Install median irrigation and landscaping	\$1,253			PE \$105	CST \$1,148			N/A
4	435160.1	Palmetto Park Rd	SR 7 to NW 2nd Ave	Construct 10-ft+ multi-use pathway on the south side of roadway	\$2,895	\$165						\$2,730
5	432883.2	PGA Blvd	Mirasol/Ave of Champions to US 1	Install Adaptive Traffic Control System	\$2,098		PE \$175	DSB \$1,923				N/A
6	431761.1	Palm Tran	Systemwide Fare Collection	Implement Easy Card interface, Mobile ticketing	\$1,320	\$500	CAP \$820					N/A
7	428400.1	US 1	CR A1A to Beach Road	Add premium bike/ped facilities to bridge rehab project	N/A	Bridge rehab not possible. Bridge will be replaced in FY 21-22. New bridge will include bike/ped facilities. Project will be removed from priority list in 2015.						
8	435385.1	Camino Real	East of Dixie Hwy	Install bus shelter at Palm Tran/BCT joint bus stop	\$50	\$50						N/A
9	431762.1	Palm Tran	Route 43 (Wellington to WPB)	Install transit signal priority system	\$1,250	\$1,250						N/A
10	431763.1	Palm Tran	Route 62 (Wellington to Lake Worth)	Install transit signal priority system	\$1,250	\$1,250						N/A
11	432883.3	W Indiantown Road	Island Way to US 1	Intall Adaptive Signal Technology	\$2,800			PE \$260				\$2,540
12	436890.1	SR 15/ US 441	Shirley Dr to E 5th St	Install 10-ft+ shared use pathway on south/west side of corridor, street lighting, and traffic signals (if warranted) at SR 729/State Market Road and at Barfield Hwy	\$7,000			PE \$160				\$6,840
13	229744.4	US 1	11th Street to Silver Beach Blvd.	Install decorative street lights on east side of corridor	\$1,410				PE \$260			\$1,150
14	N/A	Australian Ave.	1st Street to Blue Heron Blvd.	Mill and resurface concurrent with FM-229896.1 and PBC projects 2013102 and 2012101. Install decorative street lighting on both sides of the corridor and median landscaping	TBD		Maintenance of facility was not necessary. City will submit revised application for just street lighting and median landscaping.					TBD

Table 2: Local Initiative Program (Continued)

Rank	Proj. No.	Project	Location	Improvement	Cost to Implement	< FY 16	Funding in TIP (1000s)					Funding Needed
							FY 16	FY 17	FY 18	FY 19	FY 20	
15	436893.1	Congress Ave.	Columbia Medical Plaza to Blue Heron Blvd.	Install decorative street lighting, irrigation and median landscaping	\$2,797			PE \$510				\$2,287
16	436894.1	Bridge/ Culvert Replacement	Drexel Rd (L-2 Canal), Florida Mango Rd (L-2, L-5 and L-6 Canals), Kirk Rd (L-5 and L-7 Canals), Sherwood Forest Blvd (L-8 Canal), Davis Rd (L-6 Canal)	Replace bridges and introduce bike/ped facilities where missing. Bridge design must maximize vertical clearance to promote waterway navigation.	\$4,800			PE \$260				\$4,540
17	434427.1	SR. 80	at CR 880 Intersection	Install street lighting	\$60				CST \$60			
18	436895.1	W Indiantown Road	67th Road to Alt A1A	Install patterned pavement crosswalk improvements at signalized intersections	\$1,560			PE \$260				\$1,300
19	436896.1	Lowson Blvd/ SW 10th St	Military Trail to SE 6th Ave	Install bike lanes and sidewalks	\$4,792				PE \$5		CST \$4,787	
20	N/A	Lake Worth Trolley	Palm Beach State College to Lake Worth Beach	Evaluate trolley service feasibility, identify best route and shelter locations, and purchase 4 vehicles and construct 2 shelters	\$1,021							\$1,021
21	436897.1	Fiber Optic Cable Installation	Seminole Pratt - SR 80 to Northlake Blvd, Lyons Rd - Lantana Rd to Boynton Beach Blvd, Lawrence Rd - Hypoluxo Rd to Boynton Beach, Military Trail - Linton Blvd to Glades/Butts Rd	Install fiber optic communication cable to connect additional traffic signals to ITS network	\$2,168				PE \$260			\$1,908

Table 2: Local Initiative Program (Continued)

Rank	Proj. No.	Project	Location	Improvement	Cost to Implement	< FY 16	Funding in TIP (1000s)					Funding Needed
							FY 16	FY 17	FY 18	FY 19	FY 20	
22	436899.1	Hamlin Blvd	190th St to 180th Ave N	Construct a 6-ft pathway on the north side of the corridor with a pedestrian crossing at the main entrance to County Pines Park	\$960				PE \$160			\$800
23	N/A	Swinton Ave	S 10th St to NE 22nd St	Install designated bike lanes	\$2,801							\$2,801
24	N/A	Homewood Blvd	Old Germantown Rd to Lowson Blvd	Install bike lanes and sidewalks	\$1,379							\$1,379
25	N/A	Various	25 busiest mast arm traffic signals with loop detection	Replace inductive loops with video camera detection	\$2,783							\$2,783
26	N/A	Clint Moore Road	Congress Ave to NW 2nd Ave.	Construct 8-ft+ shared use pathway on the south side of the corridor	\$650							\$650

Table 3: FY 2016 Construction/Implementation Projects

Proj. No.	Project	Location	Improvement
2298961	Beeline Hwy / SR-710	W of Australian Ave to Old Dixie Hwy	Widen from 2 to 4 lanes
4356154	Florida Turnpike	Glades Rd	Add second NB off-ramp lane, second SB right turn lane, second WB right turn lane
4293341	Florida Turnpike	PGA Blvd	Add second EB left, second WB right turn lanes
4347231	I-95	Blue Heron Interchange	Add Turn Lanes
4353861	US-27	SR 80 Intersection	Add WB hot right, second SB left turn lane
2296644	SR-7	Okeechobee Blvd to 60 th St	Widen from 2 to 4 lanes
4317611	Palm Tran Easy Card	Systemwide implementation	Outfit buses to accept easy card for fare payment
2003501	Camino Real Rd./Boca Club	over Intracoastal Waterway	Bridge Rehabilitation
4339141	Florida Turnpike	Okeechobee Blvd and PGA Blvd	Interchange Landscaping
4260531	Hooker Hwy / SR-80	SR-715 to SR-15/US-441	Resurfacing
4339091	I-95	Indiantown Rd /SR 706 Interchange	Landscaping
2013531	Palmetto Park Rd.	over L.W.D.D. E-4 Canal (El Rio Canal)	Bridge Replacement
4190131	Southern Blvd / SR-80	Intracoastal Waterway Bridges	Replace both bridges, construct temporary bridge
4323501	Quadrille/ US-1 / SR-5	Clematis St to Dixie Hwy	Resurfacing
4297381	Dixie Hwy	12 th Ave South	Add left turn phase and upgrade lighting

Table 3: FY 2016 Construction/Implementation Projects (Continued)

Proj. No.	Project	Location	Improvement
4351221	Forest Hill Blvd. / SR-882	At Kirk Road	Extend EB single left, construct 2 nd WB left
2012503	Glades Road	At Butts Road	Intersection Improvement (PBC Project)
4363182	Glades Road	Golf Course Rd to Powerline/Jog	Install adaptive traffic control system
2009602	Haverhill Rd.	Lantana Rd. to S of LWDD L-14	Widen from 2 to 4 lanes
2010503	Haverhill Rd.	S. of LWDD L-14 to Lake Worth Rd.	Widen from 2 to 4 lanes
2012505	Lake Worth Rd	At Jog Road	Intersection Improvement (PBC Project)
2013500	Linton Blvd	At Jog Road	Intersection Improvement (PBC Project)
4340071	Military Trail	Shiloh Dr to SR 710	Street Lighting

Table 4: Proposed Deletions

Proj. No.	Project	Improvement	Justification
4284001	US-1	Bridge Rehabilitation - CR A1A To Beach Road	Rehab Deleted; Bridge To Be Replaced
1998506	Jog Road	New Road - Roebuck Rd TO 45 TH Street	Project Deleted By County

Table 5: Proposed Modifications to Existing Projects

Proj. No.	Project	Improvement	Modification
4190131	SR-80/Southern Blvd Intracoastal Waterway Bridges	Bridge Replacement	Cost Increase By \$32M
4349482	Northwood Crossover	FEC To CSX Phase 2 Rail Connection	Cost Increase By \$6M
4347221	I-95 At Atlantic Ave	Interchange Improvement	Cost Increase By \$3.8M
4279381	SR 7	Broward County Line to Glades Road	Cost Increase By \$3.6M
4287221	Bacom PT Road	Canal St To SR 15	Cost Increase By \$2.8M
4353841	I-95 AT Linton Blvd	Interchange Improvement	Cost Increase By \$2.6M
4193452	SR 80/Southern Blvd	W Of Lion Country Safari To Forest Hill/Crestwood	Cost Increase By \$2.5M
2296643	SR-7	New Road - 60 TH St To Northlake	Project Delayed From FY 16 To FY 20
2296644	SR-7	Widen 2L To 4L – Okeechobee Blvd To 60 TH St	Project Advanced From FY 17 To FY 16, Cost Decreased By \$7.6M

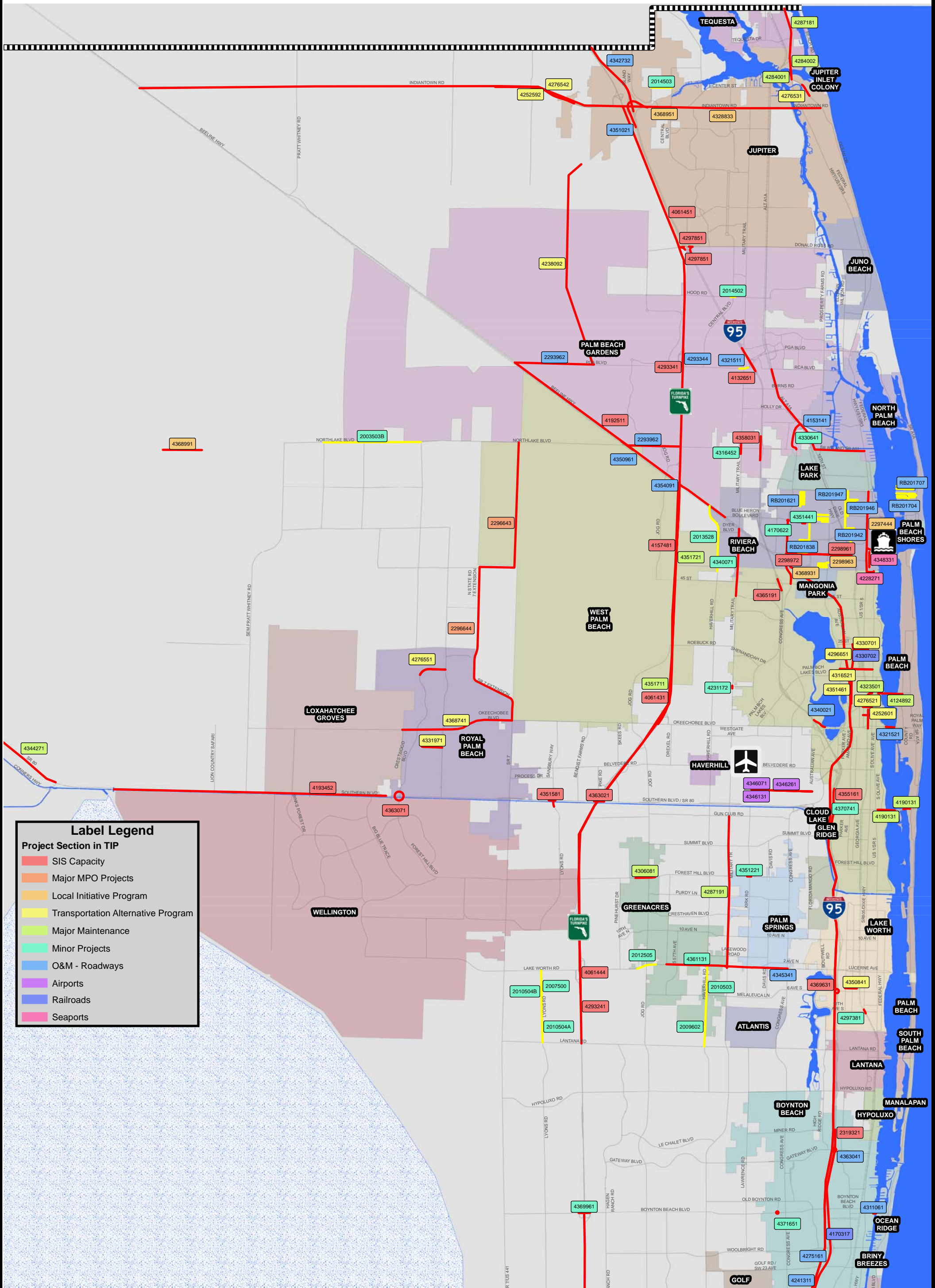
Palm Beach MPO Transportation Improvement Program - FY 2016 - 2020

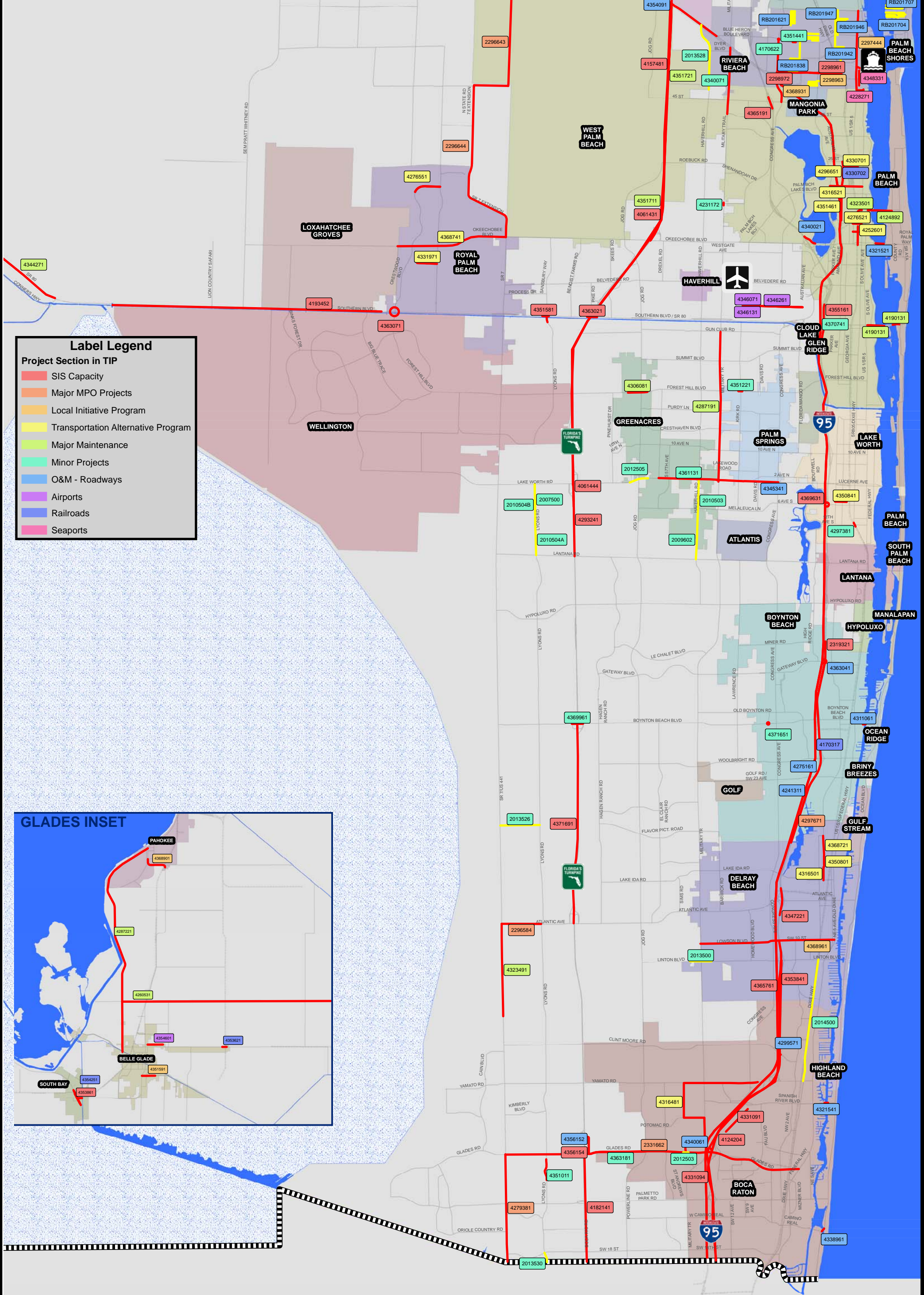
Fund Code/ Name		2016	2017	2018	2019	2020	Total
Federal							
ACNP	ADVANCE CONSTRUCTION NHPP	24,880,885	8,783,971	23,822,680	56,937,177	35,728,957	150,153,670
ACSA	ADVANCE CONSTRUCTION (SA)	8,457	0	0	0	0	8,457
ACSB	ADVANCE CONSTRUCTION (SABR)	44,136,654	0	0	0	0	44,136,654
CM	CONGESTION MITIGATION - AQ	0	1,625,476	0	0	0	1,625,476
DU	STATE PRIMARY/FEDERAL REIMB	729,303	745,962	770,430	816,798	758,210	3,820,703
EB	EQUITY BONUS	15,080	0	0	0	0	15,080
FAA	FEDERAL AVIATION ADMIN	11,076,320	600,000	5,244,879	2,925,000	3,375,000	23,221,199
FTA	FEDERAL TRANSIT ADMINISTRATION	30,700,000	29,000,000	29,000,000	16,000,000	16,000,000	120,700,000
HSP	SAFETY (HIWAY SAFETY PROGRAM)	329,178	1,670,210	0	338,933	0	2,338,321
NHRE	NAT HWY PERFORM - RESURFACING	0	2,508,496	0	0	0	2,508,496
PL	METRO PLAN (85% FA; 15% OTHER)	1,077,086	1,077,086	1,077,086	0	0	3,231,258
SA	STP, ANY AREA	9,526,205	4,177,511	14,585,550	2,516,478	680,400	31,486,144
SE	STP, ENHANCEMENT	2,962	0	0	0	0	2,962
SL	STP, AREAS <= 200K	827,784	0	0	0	0	827,784
SU	STP, URBAN AREAS > 200K	29,383,151	16,213,207	16,212,483	16,210,794	16,209,355	94,228,990
TALT	TRANSPORTATION ALTS- ANY AREA	1,183,267	208,853	1,502,361	0	0	2,894,481
TALU	TRANSPORTATION ALTS- >200K	1,619,271	1,614,871	1,614,798	0	0	4,848,940
<i>Federal Subtotal</i>		<i>155,495,603</i>	<i>68,225,643</i>	<i>93,830,267</i>	<i>95,745,180</i>	<i>72,751,922</i>	<i>486,048,615</i>
Local							
B	BOND	0	0	50,000,000	0	0	50,000,000
GT	LOCAL OPTION GAS TAX	55,505,500	46,903,000	48,888,000	40,278,000	1,825,000	193,399,500
IF	IMPACT FEE	10,610,000	39,815,000	12,155,000	150,000	0	62,730,000
IF/GT	IMPACT FEE & GAS TAX	9,700,000	10,500,000	0	0	0	20,200,000
LF	LOCAL FUNDS	23,621,310	23,062,164	29,444,951	28,528,140	12,927,905	117,584,470
LFP	LOCAL FUNDS FOR PARTICIPATING	351,000	1,017,205	0	0	0	1,368,205
<i>Local Subtotal</i>		<i>99,787,810</i>	<i>121,297,369</i>	<i>140,487,951</i>	<i>68,956,140</i>	<i>14,752,905</i>	<i>445,282,175</i>
State							
BNBR	AMENDMENT 4 BONDS (BRIDGES)	39,401,979	0	0	0	0	39,401,979
BNIR	INTRASTATE R/W & BRIDGE BONDS	90,000	0	0	0	0	90,000
BRRP	STATE BRIDGE REPAIR & REHAB	324,698	5,724,954	3,620,914	2,218,817	0	11,889,383
CIGP	COUNTY INCENTIVE GRANT PROGRAM	1,365,909	350,000	2,500,000	0	800,590	5,016,499
D	UNRESTRICTED STATE PRIMARY	11,723,922	12,090,779	11,991,401	12,541,401	12,846,401	61,193,904
DDR	DISTRICT DEDICATED REVENUE	28,838,874	24,768,623	26,162,531	32,016,390	62,804,176	174,590,594
DIH	STATE IN-HOUSE PRODUCT SUPPORT	1,085,351	641,409	1,085,349	795,115	403,782	4,011,006
DIS	STRATEGIC INTERMODAL SYSTEM	0	0	0	3,000,000	0	3,000,000
DITS	STATEWIDE ITS - STATE 100%.	682,050	0	0	0	0	682,050
DPTO	STATE - PTO	8,721,008	2,740,890	10,722,789	7,293,772	1,535,633	31,014,092
DS	STATE PRIMARY HIGHWAYS & PTO	21,840,964	11,884,809	30,242,334	17,598,445	14,722,160	96,288,712
FCO	PRIMARY/FIXED CAPITAL OUTLAY	20,000	0	0	0	0	20,000
GMR	GROWTH MANAGEMENT FOR SIS	1,350,000	3,941,983	5,900,000	0	0	11,191,983
PKYI	TURNPIKE IMPROVEMENT	44,724,250	2,992,548	42,294,825	70,335,000	71,020,696	231,367,319
PKYR	TURNPIKE RENEWAL & REPLACEMENT	1,520,361	17,980,452	9,448,269	256,033	0	29,205,115
PORT	SEAPORTS	509,500	0	0	0	0	509,500
TDTF	TRANS DISADV - TRUST FUND	2,360,095	2,360,095	2,360,095	0	0	7,080,285
TRIP	TRANS REGIONAL INCENTIVE PROGM	2,109,728	1,145,547	26,894,111	2,872,049	2,753,343	35,774,778
<i>State Subtotal</i>		<i>166,668,689</i>	<i>86,622,089</i>	<i>173,222,618</i>	<i>148,927,022</i>	<i>166,886,781</i>	<i>742,327,199</i>
Grand Total		421,952,102	276,145,101	407,540,836	313,628,342	254,391,608	1,673,657,989

2016-2020 Transportation Improvement Program (TIP)



- Federal/State Projects
- Local Projects





Label Legend

Project Section in TIP

SIS Capacity

Major MPO Projects

Local Initiative Program

Transportation Alternative Program

Major Maintenance

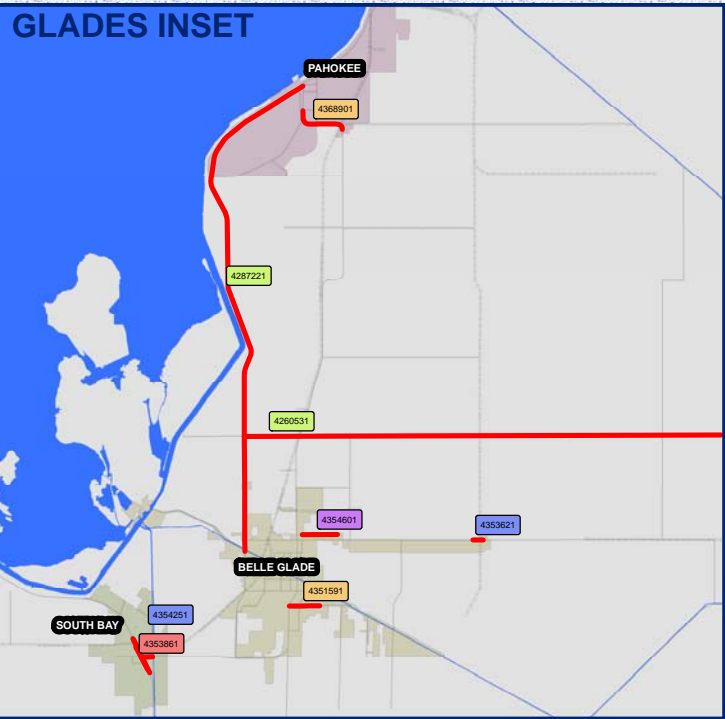
Minor Projects

O&M - Roadways

Airports

Railroads

Seaports



2016-2020 Transportation Improvement Program (TIP)

- Federal/State Projects
- Local Projects



Public Involvement Process

The Palm Beach MPO adopted the FY 2016-2020 TIP at a public meeting of the MPO Board on June 18, 2015. The following opportunities for public review and comment were offered for more than 30 days prior to the public meeting:

- Website - The Draft FY 2016-2020 TIP document in PDF form, Notice of the Public Meeting and an online public comment form were posted to www.PalmBeachMPO.org.
- Newspaper advertising - Provided notice of the Public Meeting and advised of the various opportunities for viewing the Draft TIP document and for asking questions and offering public comments as follows: Palm Beach Post - Published in the Sunday Local section on 5/24/15 and 6/7/15. El Latino Semanal - Spanish language ads were published in the free weekly editions of 5/29/15 and 6/12/15.
- MPO Office and 18 Palm Beach County libraries and 11 Municipal Libraries – Distribute a printed notice with instructions to access the online Draft FY 2016-2020 TIP document for public review and comment.
- MPO Committees - On June 3 and 4, 2014, the Draft TIP was recommended for approval by the MPO's Technical Advisory Committee (TAC), Citizens Advisory Committee (CAC) and Bicycle Greenway Pedestrian Advisory Committee (BGPAC). The TAC is comprised of planning and engineering staff from municipal, county and state agencies and organizations to provide input on the technical aspects of the program. The CAC is comprised of representatives from the community with interests in transportation and planning in accordance with the requirements of TEA-21 and Chapter 339.175, F.S., to provide a citizen viewpoint on transportation projects and impacts. The BGPAC is comprised of representatives from the community with interests in active transportation.
- MPO Board meeting – Public comments were heard at the publicly noticed MPO Board meeting on June 18, 2015.

Funding

A typical project includes a Project Development and Environment (PD&E) phase, a Design (PE) phase, a Right of Way (ROW) phase and a Construction (CST) phase. Costs on the TIP pages will have historical costs, five years of the current TIP and projected future costs to complete the project consistent with the CF Plan. For some ongoing programs, such as resurfacing, safety or operational project, there may not be a total cost provided but rather additional details on that program.

The Transportation Improvement Program (TIP) is financially constrained for each year. Federally funded projects identified in the TIP can be implemented using current proposed revenue sources based on the Florida Department of Transportation Tentative Work Program and locally dedicated transportation revenues. All Projects funded by the Florida Department of Transportation (FDOT) with federal or non-federal dollars are included in a balanced 36-month forecast of cash and expenditures and a five-year finance plan supporting the FDOT Work Program. All local government projects (non-federally funded) that are included in the TIP are part of member local government's capital improvement programs. The following table provides a summary of federal, state and local funding codes as well as the dollar amounts allocated to projects within each funding code by fiscal year. Note that all project costs are shown in year of expenditure dollars, meaning the costs reflect the adjusted value of the work at the time the funds will be expended on the project.

Understanding the TIP

The following informational guide has been developed to assist the reader in understanding the layout and content of the TIP report.

1 I-95/SR-9/AUX LANES	2 FROM FROM S. OF GLADES RD TO TO N. OF YAMATO	3 FM# 4124202	4 Length: 3.870 mi	5 *SIS*	6 *RSP*
7 Type of Work: INTERCHANGE RAMP (NEW)	9 Lanes (Existing/Improve/Add): 8/ 8/ 2			8 Lead Agency: FDOT	
11		10 LRTP#: CH6-P7			
12	CST (5NA) DS	0	0	6,458,591	0 0 6,458,591
	CST (5NA) DIH	0	0	1,029,218	0 0 1,029,218
	CST (5NA) SU	0	0	14,411,537	0 0 14,411,537
	CST (5NA) DDR	0	0	15,453,404	0 0 15,453,404
	Total	0	0	37,352,750	0 0 37,352,750
13	Prior Years Cost 2,630,742	14	Future Years Cost	15	Total Project Cost 39,983,492

1. Project Name.
2. Project Limits or Description.
3. FDOT Financial Management Number.
4. Length of the project in miles.
5. Identifies whether the project is part of the Strategic Intermodal System.
6. Identifies whether the project is a Regionally Significant Project.
7. Shows the Type of Work accomplished by the project.
8. Identifies the lead agency for the project.
9. Identifies the number of existing lanes, the number of lanes to be improved and the number of lanes to be added by the project.
10. Identifies how the project is referenced in the Long Range Transportation Plan (LRTP). Portions of the LRTP have been included as Appendix E to facilitate connecting the TIP projects with the LRTP.
11. Provides any explanatory notes for the project.
12. Identifies each phase, unique fund code and funding amount by fiscal year. The phase code explanations are shown in the glossary on page G1. The names of the various fund codes and funding totals for each code are shown on page 11.
13. Identifies any funds already encumbered/expended for the project in previous years.
14. Identifies any funds expected to be necessary for the project in future years beyond the five year period addressed in the TIP.
15. Identifies the total project cost including prior years, the current TIP and future years.

Section 1 - SIS Capacity

Phase	Fund Source	2016	2017	2018	2019	2020	Total
BEELINE HWY/SR-710 FROM W OF AUSTRALIAN AVE TO OLD DIXIE HWY - Proj# 2298961					Length: 0.819 MI	*SIS*	*RSP*
Type of Work: ADD LANES & RECONSTRUCT					Lead Agency: FDOT		
Lanes (Existing/Improve/Addl): 2/ 2/ 2					LRTP#: S8-P110		
Notes: WIDEN & RECONST 2L TO 4L/INCLUDES WORK ON DIXIE 200 METERS S OF NEW CONNECTOR TO 13TH ST./ PD&E UNDER 4118041 COST TO BE DEVELOPED/10MPO							
PRIORITY#01 PROJECT "C" SPANISH RIVER BRIDGE PROJECTS PER MPO REQUEST 9/02							
ROW	BNIR	90,000	0	0	0	0	90,000
RRU	DS	1,504,643	0	0	0	0	1,504,643
CST	DS	42,500	0	0	0	0	42,500
ROW	SA	19,746	55,465	0	0	0	75,211
CST	SA	513,500	0	0	0	0	513,500
CST	ACNP	23,780,885	0	0	0	0	23,780,885
ROW	ACNP	0	444,022	710,000	0	0	1,154,022
ROW	DS	0	867,048	0	0	0	867,048
Total		25,951,274	1,366,535	710,000	0	0	28,027,809
Prior Years Cost		45,633,540	Future Years Cost		Total Project Cost		73,661,349
FLORIDA TURNPIKE ALL ELEC TOLLING FROM I-595 TO S. OF LANTANA TOLL PLAZA - Proj# 4293391					Length: .000 MI	*SIS*	*RSP*
Type of Work: TOLL COLLECTION					Lead Agency: TURNPIKE		
Notes: AET PHASE 5A, TURNPIKE MAINLINE, TOLLING IMP, ALL ELECTRONIC							
I-595 TO SOUTH OF LANTANA TOLL PLAZA							
CST	PKYI	0	0	36,513,000	0	9,893,000	46,406,000
Total		0	0	36,513,000	0	9,893,000	46,406,000
Prior Years Cost			Future Years Cost		Total Project Cost		46,406,000
FLORIDA TURNPIKE ALL ELEC TOLLING TOLLING IMPROVEMENT - Proj# 4317371					Length: .000 MI	*SIS*	*RSP*
Type of Work: TOLL COLLECTION					Lead Agency: FDOT		
Notes: AET PHASE 8, TURNPIKE MAINLINE TICKET SYSTEM FROM LANTANA TOLL PLAZA TO THREE LAKES PLAZA IN OSCEOLA COUNTY.							
PE	PKYI	0	0	2,000,000	390,000	0	2,390,000
DSB	PKYI	0	0	0	68,175,000	23,701,000	91,876,000
Total		0	0	2,000,000	68,565,000	23,701,000	94,266,000
Prior Years Cost			Future Years Cost		Total Project Cost		94,266,000

Phase	Fund Source	2016	2017	2018	2019	2020	Total
FLORIDA TURNPIKE AT GLADES RD INTERSECTION IMPROVEMENTS - Proj# 4356154					Length: .400 MI	*SIS*	
Type of Work: INTERSECTION IMPROVEMENT					Lead Agency: FDOT		
					LRTP#: S8-P110-115		
Notes: 2ND SB RIGHT TURN LANE AND 2ND WB RIGHT TURN LANE.							
CST	PKYI	3,039,048	0	0	0	0	3,039,048
ENV	PKYI	60,000	0	0	0	0	60,000
Total		3,099,048	0	0	0	0	3,099,048
Prior Years Cost		1,500	Future Years Cost		Total Project Cost		3,100,548
FLORIDA TURNPIKE AT GLADES RD NB EXIT RAMP IMPROVEMENTS (MP 75) - Proj# 4356151					Length: .100 MI	*SIS*	
Type of Work: INTERCHANGE JUSTIFICA/MODIFICA					Lead Agency: FDOT		
					LRTP#: S8-P110-115		
Notes: CONSTRUCT 2ND NB OFF RAMP LANE.							
CST	PKYI	6,379,628	0	0	0	0	6,379,628
Total		6,379,628	0	0	0	0	6,379,628
Prior Years Cost		1,500	Future Years Cost		Total Project Cost		6,381,128
FLORIDA TURNPIKE AT LAKE WORTH RD (SR802 / SR91) INTCHG MODIFICATION (MP 93) - Proj# 4061444					Length: 3.396 MI	*SIS*	*RSP*
Type of Work: INTERCHANGE IMPROVEMENT					Lead Agency: FDOT		
Lanes (Existing/Improve/Addl): 2/ 0/ 0							
RPY	PKYI	0	0	1,499,999	0	1,499,998	2,999,997
Total		0	0	1,499,999	0	1,499,998	2,999,997
Prior Years Cost		46,866,349	Future Years Cost		Total Project Cost		49,866,346
FLORIDA TURNPIKE AUXILIARY LANES FROM LANTANA PLAZA TO LAKE WORTH RD 4L TO 6L (MP 88-93) - Proj# 4293241					Length: 4.683 MI	*SIS*	*RSP*
Type of Work: ADD AUXILIARY LANE(S)					Lead Agency: FDOT		
Lanes (Existing/Improve/Addl): 3/ 0/ 0					LRTP#: S8-P110-115		
PE	PKYI	0	0	0	0	961,200	961,200
Total		0	0	0	0	961,200	961,200
Prior Years Cost			Future Years Cost		Total Project Cost		961,200

Phase	Fund Source	2016	2017	2018	2019	2020	Total
FLORIDA TURNPIKE PALM BEACH GARDENS/PGA BLVD INTERCHANGE RAMP IMPROVEMENTS - Proj# 4293341					Length: 0.500 MI	*SIS*	
Type of Work: INTERCHANGE IMPROVEMENT					Lead Agency: FDOT		
Lanes (Existing/Improve/Addl): 4/ 0/ 0					LRTP#: S8-P110-115		
Notes: ADD 2ND EB LEFT AND 2ND WB RIGHT.							
CST	PKYI	1,419,000	0	0	0	0	1,419,000
	Total	1,419,000	0	0	0	0	1,419,000
Prior Years Cost		384,310	Future Years Cost		Total Project Cost		1,803,310
FLORIDA TURNPIKE WIDENING BROWARD/PALM BEACH CL TO GLADES RD (MP 73 TO 75) (6 TO 8LANES) - Proj# 4182141					Length: 2.800 MI	*SIS*	*RSP*
Type of Work: ADD LANES & RECONSTRUCT					Lead Agency: FDOT		
					LRTP#: S8-P110-115		
PE	PKYI	6,500,000	0	0	0	0	6,500,000
	Total	6,500,000	0	0	0	0	6,500,000
Prior Years Cost		175	Future Years Cost		225,756,574	Total Project Cost	232,256,749
FLORIDA TURNPIKE WIDENING FROM ATLANTIC AVE TO BOYNTON BEACH (MP82.4-87.3) (6TO8 LNS) - Proj# 4371691					Length: 4.760 MI	*SIS*	*RSP*
Type of Work: ADD LANES & RECONSTRUCT					Lead Agency: FDOT		
					LRTP#: S8-P110-115		
PE	PKYI	8,000,000	0	0	0	0	8,000,000
	Total	8,000,000	0	0	0	0	8,000,000
Prior Years Cost		1,500	Future Years Cost		161,686,027	Total Project Cost	169,687,527
FLORIDA TURNPIKE WIDENING FROM GLADES TO ATLANTIC (MP76.4-82.4) (6 TO 8 LNS) - Proj# 4171321					Length: 6.500 MI	*SIS*	*RSP*
Type of Work: ADD LANES & RECONSTRUCT					Lead Agency: FDOT		
					LRTP#: S8-P110-115		
PE	PKYI	8,000,000	0	0	0	0	8,000,000
	Total	8,000,000	0	0	0	0	8,000,000
Prior Years Cost		8,143	Future Years Cost		200,200,000	Total Project Cost	208,208,143
FLORIDA TURNPIKE WIDENING FROM LAKE WORTH RD TO OKEECHOBEE (MP 93 - 99) (4 TO 8 LANES) - Proj# 4061431					Length: 5.851 MI	*SIS*	*RSP*
Type of Work: ADD LANES & RECONSTRUCT					Lead Agency: FDOT		
					LRTP#: S8-P110-115		
PE	PKYI	9,650,000	0	0	0	0	9,650,000
	Total	9,650,000	0	0	0	0	9,650,000
Prior Years Cost		8,949,414	Future Years Cost		308,800,247	Total Project Cost	327,399,661

Phase	Fund Source	2016	2017	2018	2019	2020	Total
FLORIDA TURNPIKE WIDENING FROM OKEECHOBEE BLVD TO PGA BLVD (MP 99-109) (4TO6) - Proj# 4157481					Length: 9.170 MI	*SIS*	
Type of Work: ADD LANES & RECONSTRUCT					Lead Agency: FDOT		
New Project?: Yes					LRTP#: S8-P110-115		
		Lanes (Existing/Improve/Addl): 4/ 0/ 2					
ENV	PKYI	0	0	0	1,000,000	0	1,000,000
PE	PKYI	0	0	0	0	31,205,498	31,205,498
Total		0	0	0	1,000,000	31,205,498	32,205,498
<i>Prior Years Cost</i>			<i>Future Years Cost</i>	451,805,387	<i>Total Project Cost</i>		484,010,885
FLORIDA TURNPIKE WIDENING FROM PGA BLVD TO INDIANTOWN RD (MP 109 - 116) (4 TO 6 LANES) - Proj# 4061451					Length: 6.842 MI	*SIS*	*RSP*
Type of Work: ADD LANES & RECONSTRUCT					Lead Agency: FDOT		
					LRTP#: S8-P110-115		
PDE	PKYI	0	0	0	0	990,000	990,000
Total		0	0	0	0	990,000	990,000
<i>Prior Years Cost</i>			<i>Future Years Cost</i>	99,824,068	<i>Total Project Cost</i>		100,814,068
I-95 AT 6TH AVENUE SOUTH - Proj# 4369631					Length: 2.505 MI	*SIS*	*RSP*
Type of Work: INTERCHANGE JUSTIFICA/MODIFICA					Lead Agency: FDOT		
					LRTP#: S8-P110-115		
Description: SOME WORK IS OFF-SHS ON 6TH AVENUE EAST AND WEST OF I-95.							
PDE	DS	750,000	0	0	0	0	750,000
PDE	DIH	50,000	0	0	0	0	50,000
PE	DIH	0	0	50,000	0	0	50,000
PE	DS	0	0	750,000	0	0	750,000
ENV	DS	0	0	20,000	0	0	20,000
Total		800,000	0	820,000	0	0	1,620,000
<i>Prior Years Cost</i>			<i>Future Years Cost</i>	67,900,000	<i>Total Project Cost</i>		69,520,000

Phase	Fund Source	2016	2017	2018	2019	2020	Total
I-95 AT ATLANTIC AVE/SR-806 INTERCHANGE - Proj# 4347221					Length: 2.865 MI	*SIS*	*RSP*
Type of Work: INTERCHANGE - ADD LANES					Lead Agency: FDOT		
New Project?: Yes					LRTP#: S8-P110		
Lanes (Existing/Improve/Addl): 3/ 0/ 3							
Description: NEW SIS/NHS CONNECTOR PROJECT. FROM I-95 PALM BEACH COUNTY INTERCHANGE MASTER PLAN #432785-1-22-01.							
ROW	DS	389,000	2,700,000	0	0	0	3,089,000
ROW	DIH	40,000	70,000	0	0	0	110,000
RRU	DDR	0	0	450,000	0	0	450,000
CST	DS	0	0	100,069	0	0	100,069
CST	SA	0	0	323,700	0	0	323,700
RRU	ACNP	0	0	1,443,048	0	0	1,443,048
CST	ACNP	0	0	6,552,081	0	0	6,552,081
Total		429,000	2,770,000	8,868,898	0	0	12,067,898
Prior Years Cost		1,260,183	Future Years Cost		Total Project Cost		13,328,081
I-95 AT CENTRAL BLVD/PGA BLVD - Proj# 4132651					Length: 0.010 MI	*SIS*	*RSP*
Type of Work: INTERCHANGE JUSTIFICA/MODIFICA					Lead Agency: FDOT		
Notes: INTERCHANGE MODIFICATION					LRTP#: S8-P110		
PE	DIH	25,000	0	0	0	0	25,000
PE	DS	2,500,000	0	0	0	0	2,500,000
Total		2,525,000	0	0	0	0	2,525,000
Prior Years Cost		1,468,546	Future Years Cost		Total Project Cost		90,693,546
I-95 AT GATEWAY BLVD. INTERCHANGE - Proj# 2319321					Length: 2.946 MI	*SIS*	*RSP*
Type of Work: INTERCHANGE IMPROVEMENT					Lead Agency: FDOT		
New Project?: Yes					LRTP#: S8-P110-115		
Lanes (Existing/Improve/Addl): 10/ 10/ 0							
PE	ACNP	0	0	0	0	6,000,000	6,000,000
RRU	ACNP	0	0	0	0	50,000	50,000
Total		0	0	0	0	6,050,000	6,050,000
Prior Years Cost		1,010,000	Future Years Cost		Total Project Cost		90,540,523

Phase	Fund Source	2016	2017	2018	2019	2020	Total
I-95 AT GLADES RD/SR 808 - Proj# 4124204					Length: 3.605 MI	*SIS*	
Type of Work: INTERCHANGE IMPROVEMENT					Lead Agency: FDOT		
New Project?: Yes							
Lanes (Existing/Improve/Addl): 6/ 0/ 0							
Notes: PROJECT INCLUDES AUXILARY LANES ON GLADES ROAD BETWEEN EXECUTIVE CENTER DR AND NW 13TH ST / FAU BLVD; I-95 AT GLADES RD. INTERCHANGE IMPROVEMENTS, INCLUDING WIDENING GLADES RD FROM 6 LANES TO 8 LANES 2011 MPO PRIORITY #2. RFP PACKAGE BEING PREPARED UNDER 412420-2							
RRU	DDR	0	50,000	0	0	0	50,000
ROW	DS	0	346,500	0	0	0	346,500
ROW	DIH	0	20,000	0	0	0	20,000
Total		0	416,500	0	0	0	416,500
Prior Years Cost		4,571,000	Future Years Cost	49,834,493	Total Project Cost		54,821,993
I-95 AT LINTON BOULEVARD INTERCHANGE - Proj# 4353841					Length: 1.140 MI	*SIS*	*RSP*
Type of Work: INTERCHANGE IMPROVEMENT					Lead Agency: FDOT		
New Project?: Yes					LRT#P: S8-P110		
Lanes (Existing/Improve/Addl): 3/ 0/ 0							
Notes: ADD EB AUX LANE TO EB LINTON BLVD FROM W OF CONGRESS AVE TO SB ON-RAMP. ADD WB AUX LANE TO WB LINTON BLVD FROM E OF WATERFORD TO NB ON-RAMP. ADD SB RTL AND EB RTL @ CONGRESS AV & LINTON. REALIGN NB & SB RAMP TERMINI INTERSECTIONS. ADD ADDITIONAL RAMP LANE ON I-95 SB							
PE	DDR	931,507	0	0	0	0	931,507
ROW	ACNP	0	4,810,410	0	0	0	4,810,410
ROW	SA	0	180,000	0	0	0	180,000
ROW	SU	0	1,486,430	0	0	0	1,486,430
ROW	DS	0	733,000	0	0	0	733,000
RRU	SU	0	0	500,000	0	0	500,000
RRU	SA	0	0	0	500,000	0	500,000
CST	SU	0	0	0	4,176,738	0	4,176,738
CST	SA	0	0	0	2,016,478	0	2,016,478
CST	ACNP	0	0	0	6,600,000	0	6,600,000
Total		931,507	7,209,840	500,000	13,293,216	0	21,934,563
Prior Years Cost		1,727,780	Future Years Cost		Total Project Cost		23,662,343
I-95 AT SPANISH RIVER - Proj# 4124203					Length: 3.800 MI	*SIS*	*RSP*
Type of Work: INTERCHANGE (NEW)					Lead Agency: FDOT		
Lanes (Existing/Improve/Addl): 8/ 0/ 0							
Notes: 2011 MPO PRIORITY #2 IMD FUNDS SEE SEG 1 FOR COMMENTS NEW INTERCHANGE AT SPANISH RIVER BL/FAU & ADD AUXILARY LANES							
ROW	SA	150,000	165,100	0	0	0	315,100
ROW	DDR	0	25,649	50,000	0	0	75,649
Total		150,000	190,749	50,000	0	0	390,749
Prior Years Cost		84,224,244	Future Years Cost		Total Project Cost		84,614,993

Phase	Fund Source	2016	2017	2018	2019	2020	Total
I-95 FROM BROWARD COUNTY LINE TO LINTON BLVD. - Proj# 4331091					Length: 8.800 MI	*SIS*	
Type of Work: ADD MANAGED LANES					Lead Agency: FDOT		
Lanes (Existing/Improve/Addl): 8/ 0/ 0							
Notes: CORRIDOR CONSULTANT FOR DESIGN OF I-95 EXPRESS LANES IN PALM BEACH COUNTY (3B) 32-02 - REVENUE STUDY BY THE TURNPIKE 32-03 - SURVEY WORK FOR RFP DEVELOPMENT							
PE	DS	500,000	500,000	0	0	0	1,000,000
PE	ACNP	0	0	0	500,000	0	500,000
CST	ACNP	0	0	0	1,347,500	1,000,000	2,347,500
Total		500,000	500,000	0	1,847,500	1,000,000	3,847,500
Prior Years Cost		4,157,470	Future Years Cost	1,000,000	Total Project Cost		9,004,970
I-95 FROM BROWARD/PALM BEACH CL TO LINTON BLVD. - Proj# 4331094					Length: 8.100 MI	*SIS*	*RSP*
Type of Work: MANAGED LANES					Lead Agency: FDOT		
Description: CDC ON SEGMENT 433109-1 ; PALM BEACH COUNTY (3B)					L RTP#: S8-P110-115		
RRU	DDR	0	0	350,000	2,925,000	0	3,275,000
PE	DDR	0	0	700,000	0	0	700,000
DSB	DIH	0	0	0	606,000	0	606,000
DSB	ACNP	0	0	0	48,464,677	21,550,559	70,015,236
DSB	DS	0	0	0	8,750,795	2,728,321	11,479,116
DSB	DDR	0	0	0	9,776,433	29,208,692	38,985,125
RRU	ACNP	0	0	0	25,000	0	25,000
Total		0	0	1,050,000	70,547,905	53,487,572	125,085,477
Prior Years Cost			Future Years Cost	34,511,912	Total Project Cost		159,597,389
I-95 FROM S OF 45TH STREET TO N OF 45TH ST - Proj# 4365191					Length: 1.482 MI	*SIS*	*RSP*
Type of Work: PD&E/EMO STUDY					Lead Agency: FDOT		
Description: STUDY INCLUDES TWO INTERCHANGES AT PALM BEACH LAKES BLVD (OFF SYSTEM) AND 45TH STREET (OFF SYSTEM) **SEE WP45 FOR ADDITIONAL PROJECT COMMENTS**					L RTP#: S8-P110-115		
PDE	SA	1,550,000	0	0	0	0	1,550,000
Total		1,550,000	0	0	0	0	1,550,000
Prior Years Cost			Future Years Cost	20,914,742	Total Project Cost		22,464,742

Phase	Fund Source	2016	2017	2018	2019	2020	Total	
I-95 FROM S. OF LINTON BLVD. TO MARTIN COUNTY LINE - Proj# 4365761					Length: 38.081 MI	*SIS*	*RSP*	
Type of Work: CORRIDOR/SUBAREA PLANNING					Lead Agency: FDOT			
Description: I-95 MANAGED LANES MASTER PLAN FROM LINTON BLVD. TO INDIANTOWN ROAD					LRTP#: S8-P110-115			
PDE	DDR	1,650,000	0	0	0	0	1,650,000	
PDE	DIH	10,000	0	0	0	0	10,000	
Total		1,660,000	0	0	0	0	1,660,000	
Prior Years Cost		Future Years Cost			Total Project Cost		1,660,000	
SR-80/SOUTHERN BLVD AT FOREST HILL BLVD - Proj# 4363071					Length: .519 MI	*SIS*		
Type of Work: INTERSECTION IMPROVEMENT					Lead Agency: FDOT			
Description: FROM 660 FT WEST OF FOREST HILL BLVD. TO 1400 FT EAST OF FOREST HILL BLVD. CONSTRUCT A THIRD LEFT TURN LANE ON SR-80 WB APPROACH;N THE SOUTH LEG OF THE INTERSECTION WIDEN BRIDGE 934213 OVER C-51 CANAL, CHANNELIZE NB RIGHT TURN LANE; ON THE EAST LEG OF THE INTERSECTION CONSTRUCT AN					LRTP#: S8-P110-115			
PE	ACNP	600,000	0	0	0	0	600,000	
ENV	ACNP	50,000	0	0	0	0	50,000	
CST	SA	0	0	0	0	453,600	453,600	
RRU	ACNP	0	0	0	0	222,000	222,000	
CST	ACNP	0	0	0	0	4,832,551	4,832,551	
Total		650,000	0	0	0	5,508,151	6,158,151	
Prior Years Cost		Future Years Cost			Total Project Cost		6,158,151	
SR-80/SOUTHERN BLVD AT SANSBURY WAY/LYONS RD. - Proj# 4351581					Length: .327 MI	*Non-SIS*	*RSP*	
Type of Work: INTERSECTION IMPROVEMENT					Lead Agency: FDOT			
New Project?: Yes		Lanes (Existing/Improve/Addl): 8/ 0/ 0			LRTP#: S8-P110-115			
Notes: 2013 MPO PRIORITY #5								
RRU	SU	0	0	322,647	0	0	322,647	
CST	SU	0	0	3,075,915	0	0	3,075,915	
CST	SA	0	0	161,850	0	0	161,850	
Total		0	0	3,560,412	0	0	3,560,412	
Prior Years Cost		884,855	Future Years Cost			Total Project Cost		4,445,267

Phase	Fund Source	2016	2017	2018	2019	2020	Total
SR-80/SOUTHERN BLVD FROM US-27 TO I-95 - Proj# 4351621					Length: 44.903 MI	*SIS*	*RSP*
Type of Work: CORRIDOR/SUBAREA PLANNING					Lead Agency: FDOT		
New Project?: Yes					LRTP#: S8-P110-115		
Lanes (Existing/Improve/Addl): 6/ 0/ 0							
Notes: SR-80 SIS HIGHWAY CORRIDOR ACTION PLAN UPDATE, INCLUDES URBAN AND RURAL SECTIONS.							
PLN	DS	750,000	0	0	0	0	750,000
PLN	D	13,000	0	0	0	0	13,000
Total		763,000	0	0	0	0	763,000
Prior Years Cost		Future Years Cost		Total Project Cost		763,000	
SR-80/SOUTHERN BLVD FROM W OF LION COUNTRY SAFARI TO CRESTWOOD / FOREST HILL BLVD - Proj# 4193452					Length: 6.040 MI	*SIS*	*RSP*
Type of Work: ADD LANES & RECONSTRUCT					Lead Agency: FDOT		
Lanes (Existing/Improve/Addl): 4/ 4/ 2							
Notes: 2013 MPO PRIORITY #1							
ROW	SU	718,532	0	967,792	0	0	1,686,324
ROW	DS	1,474,468	357,771	0	0	0	1,832,239
CST	DS	0	0	28,714,517	0	0	28,714,517
CST	DIH	0	0	202,821	0	0	202,821
CST	SU	0	0	1,994,253	0	0	1,994,253
CST	DDR	0	0	3,939,906	0	0	3,939,906
CST	ACNP	0	0	6,000,000	0	0	6,000,000
Total		2,193,000	357,771	41,819,289	0	0	44,370,060
Prior Years Cost		5,155,815	Future Years Cost		Total Project Cost		49,525,875
SR-80/SOUTHERN BLVD. FROM WEST OF PIKE ROAD TO E. OF NB TURNPIKE RAMPS - Proj# 4363021					Length: .358 MI	*SIS*	*RSP*
Type of Work: ADD TURN LANE(S)					Lead Agency: FDOT		
					LRTP#: S8-P110-115		
Description: PROJECT FROM SIS/CONCEPT DEVELOPMENT UNIT: ADD WESTBOUND RIGHT-TURN LANE AT THE INTERSECTION OF SR-80 AT PIKE RD. ADD WESTBOUND RIGHT-TURN AT THE INTERSECTION OF SR-80 AT THE NORTHBOUND TURNPIKE RAMPS. CONVERT SOUTHBOUND APPROACH/PIKE RD TO DUAL LEFT-TURN AND RIGHT-TURN							
PE	ACNP	210,000	0	0	0	0	210,000
ENV	ACNP	20,000	0	0	0	0	20,000
CST	SA	0	0	0	0	113,400	113,400
CST	DDR	0	0	0	0	26,290	26,290
RRU	ACNP	0	0	0	0	10,000	10,000
CST	ACNP	0	0	0	0	806,320	806,320
Total		230,000	0	0	0	956,010	1,186,010
Prior Years Cost		Future Years Cost		Total Project Cost		1,186,010	

Phase	Fund Source	2016	2017	2018	2019	2020	Total
US-27/SR-25 INTERSECTION WITH SR-80 - Proj# 4353861					Length: .925 MI	*SIS*	*RSP*
Type of Work: INTERSECTION IMPROVEMENT					Lead Agency: FDOT		
New Project?: Yes					LRTP#: S8-P112		
Lanes (Existing/Improve/Addl): 4/ 4/ 0							
Notes: INTERSECTION IMPROVEMENT TO ADD A RECEIVING LANE ON US-27 NB FOR WB RIGHT TURN LANE TO MERGE INTO AND REMOVE YIELD CONTROL FOR WB RIGHT TURN LANE. ADD A SECOND SB LEFT TURN LANE FOR ADDITIONAL STORAGE CAPACITY. C201=MITIGATION, C202=CONTAMINATION ASSESSMENT							
RRU	DS	345,500	0	0	0	0	345,500
CST	DS	704,528	0	0	0	0	704,528
CST	DIH	20,540	0	0	0	0	20,540
Total		1,070,568	0	0	0	0	1,070,568
Prior Years Cost		164,878	Future Years Cost		Total Project Cost		1,235,446

Section 2 - Major MPO Projects

Phase	Fund Source	2016	2017	2018	2019	2020	Total
ATLANTIC AVE/SR-806 FROM SR-7/US-441 TO WEST OF LYONS ROAD - Proj# 2296584					Length: 1.000 MI	*Non-SIS*	*RSP*
Type of Work: ADD LANES & RECONSTRUCT					Lead Agency: FDOT		
Description: PD&E UNDER 229658-1; WIDEN 2L TO 4L 2014 MPO #10					L RTP#: S8-P110-115		
PE	DIH	0	10,000	0	0	0	10,000
PE	DS	0	1,700,000	0	0	0	1,700,000
Total		0	1,710,000	0	0	0	1,710,000
<i>Prior Years Cost</i>			<i>Future Years Cost</i>	15,189,406	<i>Total Project Cost</i>		16,899,406
GLADES ROAD/SR-808 FROM SR-7/US-441 TO SR-5/US-1 - Proj# 2331662					Length: 7.615 MI	*Non-SIS*	
Type of Work: ADD LANES & RECONSTRUCT					Lead Agency: FDOT		
Lanes (Existing/Improve/Addl): 6/ 6/ 2							
Notes: ADD 4TH WB THRU LANE FROM E. OF AIRPORT RD TO I-95 NB, OTHER TURN LANE EXTENSIONS							
CST	DIH	0	47,385	0	0	0	47,385
CST	DDR	0	1,701,191	0	0	0	1,701,191
Total		0	1,748,576	0	0	0	1,748,576
<i>Prior Years Cost</i>		3,927,361	<i>Future Years Cost</i>		<i>Total Project Cost</i>		5,675,937
NORTH PALM TRAN TRANSIT FACILITY EXPANSION - Proj# 4347342					Length: .000 MI	*Non-SIS*	
Type of Work: CAPITAL FOR FIXED ROUTE					Lead Agency: MANAGED BY PALM BEACH		
New Project?: Yes							
Description: SU (TRANSFER TO FTA)							
CAP	SU	0	0	150,000	0	0	150,000
Total		0	0	150,000	0	0	150,000
<i>Prior Years Cost</i>			<i>Future Years Cost</i>		<i>Total Project Cost</i>		150,000
SFRTA LAYOVER MAINTENANCE FACILITY - Proj# 4297671					Length: .000 MI	*Non-SIS*	
Type of Work: RAIL PRESERVATION PROJECT					Lead Agency: SFRTA		
Notes: SU (TRANSFER TO FTA);CHANGE CONTRACT CLASS 4 TO 2 2011-11-08 2013 MPO TRANSIT #2					L RTP#: S8-P111		
CAP	SU	0	13,065,944	0	12,034,056	0	25,100,000
CAP	SA	0	0	1,100,000	0	0	1,100,000
CAP	GMR	0	0	5,900,000	0	0	5,900,000
Total		0	13,065,944	7,000,000	12,034,056	0	32,100,000
<i>Prior Years Cost</i>		4,050,000	<i>Future Years Cost</i>		<i>Total Project Cost</i>		36,150,000

Phase	Fund Source	2016	2017	2018	2019	2020	Total
SFRTA/TRI-RAIL BOCA RATON NEW STATION - Proj# 4304581					Length: .000 MI	*Non-SIS*	*RSP*
Type of Work: RAIL REVENUE/OPERATIONA IMPR					Lead Agency: SFRTA		
Notes: CHANGE CONTRACT CLASS 4 TO 2 2011-11-08					L RTP#: S8-P111		
CAP	GMR	0	1,500,000	0	0	0	1,500,000
CAP	TRIP	0	0	8,500,000	0	0	8,500,000
CAP	SU	0	0	8,500,000	0	0	8,500,000
Total		0	1,500,000	17,000,000	0	0	18,500,000
<i>Prior Years Cost</i>			<i>Future Years Cost</i>		<i>Total Project Cost</i>		18,500,000
SFRTA/TRI-RAIL COASTAL LINK - FROM WEST PALM BEACH TO JUPITER - Proj# 4170317					Length: .000 MI	*Non-SIS*	
Type of Work: RAIL CAPACITY PROJECT					Lead Agency: FDOT		
Notes: SFECC CORRIDOR TRANSIT ALTERNATIVE ANALYSIS SFECC = SOUTH FLORIDA EAST COAST CORRIDOR							
PDE	GMR	1,350,000	0	0	0	0	1,350,000
Total		1,350,000	0	0	0	0	1,350,000
<i>Prior Years Cost</i>		1,172,244	<i>Future Years Cost</i>	88,753,000	<i>Total Project Cost</i>		91,275,244
SOUTH PALM TRAN TRANSIT FACILITY EXPANSION - Proj# 4347352					Length: .000 MI	*Non-SIS*	
Type of Work: CAPITAL FOR FIXED ROUTE					Lead Agency: MANAGED BY PALM BEACH		
New Project?: Yes							
Notes: SU (TRANSFER TO FTA); 2013 MPO TRANSIT #4							
CAP	SU	0	0	150,000	0	0	150,000
Total		0	0	150,000	0	0	150,000
<i>Prior Years Cost</i>			<i>Future Years Cost</i>		<i>Total Project Cost</i>		150,000

Phase	Fund Source	2016	2017	2018	2019	2020	Total
SR-7 FROM 60TH ST. TO NORTH LAKE BLVD. - Proj# 2296643					Length: 4.104 MI	*Non-SIS*	*RSP*
Type of Work: NEW ROAD CONSTRUCTION					Lead Agency: FDOT		
Lanes (Existing/Improve/Addl): 0/ 0/ 4							
Notes: (NORTH PROJECT) 2010 MPO PRIORITY #4							
ENV	SU	8,000,000	0	0	0	0	8,000,000
ROW	DDR	208,870	0	0	217,938	0	426,808
ROW	DS	0	389,025	0	0	0	389,025
ROW	SU	0	0	126,876	0	0	126,876
CST	DS	0	0	0	0	11,993,839	11,993,839
CST	DIH	0	0	0	0	249,762	249,762
CST	DDR	0	0	0	0	18,404,442	18,404,442
CST	SU	0	0	0	0	11,583,377	11,583,377
Total		8,208,870	389,025	126,876	217,938	42,231,420	51,174,129
Prior Years Cost		805,651	Future Years Cost		Total Project Cost		51,979,780
SR-7 FROM BROWARD/PALM BEACH CL TO GLADES ROAD/SR 808 - Proj# 4279381					Length: 2.751 MI	*Non-SIS*	
Type of Work: PD&E/EMO STUDY					Lead Agency: FDOT		
Lanes (Existing/Improve/Addl): 6/ 0/ 0							
Notes: TSM&O:BUFFERED BIKE LANES, SHARED USE PATHWAYS AND TURN LANE IMPROVEMENTS.							
CST	DS	0	0	0	8,847,650	0	8,847,650
CST	DIH	0	0	0	48,843	0	48,843
CST	DDR	0	0	0	4,042,689	0	4,042,689
Total		0	0	0	12,939,182	0	12,939,182
Prior Years Cost		2,594,360	Future Years Cost		Total Project Cost		15,533,542
SR-7 FROM OKEECHOBEE BLVD/SR-704 TO 60 STREET - Proj# 2296644					Length: 3.420 MI	*Non-SIS*	*RSP*
Type of Work: ADD LANES & RECONSTRUCT					Lead Agency: FDOT		
Lanes (Existing/Improve/Addl): 2/ 2/ 2							
Notes: SOUTH PROJECT 2010 MPO PRIORITY #4							
CST	DS	2,606,020	0	0	0	0	2,606,020
CST	DIH	371,190	0	0	0	0	371,190
CST	SU	14,210,448	0	0	0	0	14,210,448
CST	DDR	1,600,831	0	0	0	0	1,600,831
Total		18,788,489	0	0	0	0	18,788,489
Prior Years Cost			Future Years Cost		Total Project Cost		18,788,489

Section 3 - Local Initiative Program

Phase	Fund Source	2016	2017	2018	2019	2020	Total
ADAPTIVE TRAFFIC CONTROL SYSTEM - INDIANTOWN RD/SR-706 - Proj# 4328833					Length: 3.644 MI	*Non-SIS*	
Type of Work: ATMS - ARTERIAL TRAFFIC MGMT					Lead Agency: FDOT		
Description: LIMITS: ISLAND WAY TO US-1 2014 MPO PRIORITY #11-LI LIAISON: ACKERT					L RTP#: S8-P110-115		
PE	DIH	0	10,000	0	0	0	10,000
PE	DDR	0	250,000	0	0	0	250,000
Total		0	260,000	0	0	0	260,000
<i>Prior Years Cost</i>			<i>Future Years Cost</i>	2,540,000	<i>Total Project Cost</i>		2,800,000
ADAPTIVE TRAFFIC CONTROL SYSTEM - SR-786/PGA BLVD. - Proj# 4328832					Length: 4.756 MI	*Non-SIS*	
Type of Work: ITS COMMUNICATION SYSTEM					Lead Agency: FDOT		
New Project?: Yes							
Lanes (Existing/Improve/Addl): 4/ 4/ 0							
Notes: 2013 MPO #10 LIMITS: AVENUE OF CHAMPIONS TO US-1 LIAISON: ACKERT							
PE	DIH	25,000	0	0	0	0	25,000
PE	DS	150,000	15,000	0	0	0	165,000
DSB	DIH	0	10,530	0	0	0	10,530
DSB	DS	0	370,145	0	0	0	370,145
DSB	DDR	0	1,526,869	0	0	0	1,526,869
Total		175,000	1,922,544	0	0	0	2,097,544
<i>Prior Years Cost</i>			<i>Future Years Cost</i>		<i>Total Project Cost</i>		2,097,544
BCT/PALM TRAN INTERFACE W/ MDT/SFRTA EASY CARD - Proj# 4317611					Length: .000 MI	*Non-SIS*	
Type of Work: PURCHASE VEHICLES/EQUIPMENT					Lead Agency: BROWARD COUNTY		
Notes: SU (TRANSFER TO FTA); 2012 MPO PRIORITY #4					L RTP#: S8-P110-115		
CAP	SU	820,000	0	0	0	0	820,000
Total		820,000	0	0	0	0	820,000
<i>Prior Years Cost</i>		500,000	<i>Future Years Cost</i>		<i>Total Project Cost</i>		1,320,000

Phase	Fund Source	2016	2017	2018	2019	2020	Total
BEELINE HWY/SR-710 FROM W. OF AUSTRALIAN AVE TO OLD DIXIE HWY. - Proj# 2298963					Length: .819 MI	*Non-SIS*	
Type of Work: LANDSCAPING					Lead Agency: FDOT		
New Project?: Yes							
Lanes (Existing/Improve/Addl): 2/ 0/ 0							
Notes: PD&E, RIGHT-OF-WAY ACQUISITION, ROADWAY DESIGN & ROADWAY CONSTRUCTION DONE UNDER 229896-1. BOLD LANDSCAPE SEPARATED FROM ROADWAY CONSTRUCTION PER FDOT POLICY. 2013 MPO #7 (IRRIGATION) CHANGE TRANSPORTATION SYSTEM 05 TO 03 2013-07-23 CHANGE TRANSPORTATION SYSTEM 03 TO 05 2013-09-17							
PE	DIH	0	5,000	0	0	0	5,000
PE	DS	0	100,000	0	0	0	100,000
CST	DIH	0	0	26,975	0	0	26,975
CST	DDR	0	0	1,121,007	0	0	1,121,007
Total		0	105,000	1,147,982	0	0	1,252,982
<i>Prior Years Cost</i>			<i>Future Years Cost</i>		<i>Total Project Cost</i>		1,252,982
CONGRESS AVENUE FROM N. OF 45TH STREET TO BLUE HERON BOULEVARD - Proj# 4368931					Length: .000 MI	*Non-SIS*	
Type of Work: LIGHTING					Lead Agency: FDOT		
					L RTP#: S8-P110-115		
Description: 2014 MPO PRIORITY #15-LI INCLUDES LANDSCAPE							
PE	SA	0	510,000	0	0	0	510,000
Total		0	510,000	0	0	0	510,000
<i>Prior Years Cost</i>			<i>Future Years Cost</i>	2,300,000	<i>Total Project Cost</i>		2,810,000
CULVERT WIDENING AT VARIOUS LOCATIONS - Proj# 4368941					Length: .568 MI	*Non-SIS*	
Type of Work: REPLACE OR WIDEN BR CULVERT					Lead Agency: FDOT		
					L RTP#: S8-P110-115		
Description: 2014 MPO PRIORITY #16-LI DREXEL ROAD (L-2 CANAL), FLORIDA MANGO ROAD (L-2, L-5, L-6 CANALS), KIRK ROAD (L-5 & L-7 CANALS), SHERWOOD FOREST BLVD. (L-8 CANAL), AND DAVIS ROAD (L-6 CANAL)							
PE	SA	0	260,000	0	0	0	260,000
Total		0	260,000	0	0	0	260,000
<i>Prior Years Cost</i>			<i>Future Years Cost</i>	4,500,000	<i>Total Project Cost</i>		4,760,000
FIBER OPTIC COMMUNICATION CABLE, VARIOUS LOCATIONS - Proj# 4368971					Length: .000 MI	*Non-SIS*	
Type of Work: ATMS - ARTERIAL TRAFFIC MGMT					Lead Agency: FDOT		
					L RTP#: S8-P110-115		
Description: 2014 MPO PRIORITY #21-LI SEMINOLE PRATT FROM SR-80 TO NORTHLAKE BLVD.; LYONS ROAD FROM BOYNTON BEACH BLVD. TO LANTANA RD.; LAWRENCE RD. FROM BEACH TO HYPOLUXO RD.; MILITARY TRAIL FROM GLADES RD. TO LINTON BLVD.							
PE	SU	0	0	260,000	0	0	260,000
Total		0	0	260,000	0	0	260,000
<i>Prior Years Cost</i>			<i>Future Years Cost</i>	1,900,000	<i>Total Project Cost</i>		2,160,000

Phase	Fund Source	2016	2017	2018	2019	2020	Total
HAMLIN BOULEVARD FROM 190TH STREET TO 180TH AVENUE NORTH - Proj# 4368991					Length: .000 MI	*Non-SIS*	
Type of Work: BIKE LANE/SIDEWALK					Lead Agency: FDOT		
Description: 2014 MPO PRIORITY #22-LI					L RTP#: S8-P110-115		
PE	SU	0	0	160,000	0	0	160,000
Total		0	0	160,000	0	0	160,000
<i>Prior Years Cost</i>			<i>Future Years Cost</i>	800,000	<i>Total Project Cost</i>		960,000
INDIANTOWN ROAD/SR-706 FROM 67TH ROAD TO ALT A1A/SR-811 - Proj# 4368951					Length: 2.740 MI	*Non-SIS*	
Type of Work: PEDESTRIAN SAFETY IMPROVEMENT					Lead Agency: FDOT		
Description: 2014 MPO PRIORITY #18-LI PATTERNED PAVEMENT CROSSWALKS AT VARIOUS INTERSECTIONS					L RTP#: S8-P110-115		
PE	DIH	0	10,000	0	0	0	10,000
PE	DDR	0	250,000	0	0	0	250,000
Total		0	260,000	0	0	0	260,000
<i>Prior Years Cost</i>			<i>Future Years Cost</i>	1,300,000	<i>Total Project Cost</i>		1,560,000
LOWSON BOULEVARD/SW 10TH STREET FROM MILITARY TRAIL TO SE 6TH AVENUE - Proj# 4368961					Length: 2.689 MI	*Non-SIS*	
Type of Work: BIKE LANE/SIDEWALK					Lead Agency: FDOT		
Description: 2014 MPO PRIORITY #19-LI LAP BY CITY OF DELRAY BEACH					L RTP#: S8-P110-115		
PE	SU	0	0	5,000	0	0	5,000
CST	LF	0	0	0	0	161,000	161,000
CST	SU	0	0	0	0	4,625,978	4,625,978
Total		0	0	5,000	0	4,786,978	4,791,978
<i>Prior Years Cost</i>			<i>Future Years Cost</i>		<i>Total Project Cost</i>		4,791,978

Phase	Fund Source	2016	2017	2018	2019	2020	Total
SR-15/US-441/US-98 FROM SHIRLEY DRIVE TO E. 5TH STREET - Proj# 4368901					Length: 1.300 MI	*Non-SIS*	
Type of Work: MISCELLANEOUS CONSTRUCTION					Lead Agency: FDOT		
Description: 2014 MPO PRIORITY #12-LI EVALUATION OF SHARED USE PATH, STREET LIGHTING AND SIGNALIZATION					LRTP#: S8-P110-115		
PE	DIH	0	10,000	0	0	0	10,000
PE	DDR	0	150,000	0	0	0	150,000
	Total	0	160,000	0	0	0	160,000
<i>Prior Years Cost</i>			<i>Future Years Cost</i>	6,800,000	<i>Total Project Cost</i>		6,960,000
US-1 FROM 11TH STREET TO SILVER BEACH ROAD - Proj# 2297444					Length: .743 MI	*Non-SIS*	
Type of Work: LIGHTING					Lead Agency: FDOT		
Description: 2014 MPO PRIORITY #13-LI					LRTP#: S8-P110-115		
PE	DIH	0	0	10,000	0	0	10,000
PE	DDR	0	0	250,000	0	0	250,000
	Total	0	0	260,000	0	0	260,000
<i>Prior Years Cost</i>			<i>Future Years Cost</i>	1,150,000	<i>Total Project Cost</i>		1,410,000

Section 4 - Transportation Alternative Program

Phase	Fund Source	2016	2017	2018	2019	2020	Total
5TH AVENUE FROM SOUTH A STREET TO SOUTH F STREET - Proj# 4350841					Length: .000 MI	*Non-SIS*	
Type of Work: BIKE LANE/SIDEWALK					Lead Agency: FDOT		
New Project?: Yes					LRTP#: S8-P110-115		
Notes: TRANSPORTATION ALTERNATIVES MPO PRIORITY #1, LAP WITH CITY OF LAKE WORTH							
CST	TALT	0	20,800	0	0	0	20,800
CST	LFP	0	393,070	0	0	0	393,070
CST	TALU	0	745,044	0	0	0	745,044
Total		0	1,158,914	0	0	0	1,158,914
Prior Years Cost		5,000	Future Years Cost		Total Project Cost		1,163,914
EVERGLADES STREET OVER THE L-10 CANAL - Proj# 4331691					Length: .000 MI	*Non-SIS*	
Type of Work: PEDESTRIAN/WILDLIFE OVERPASS					Lead Agency: PALM BEACH COUNTY		
					LRTP#: S8-P110-115		
Notes: TRANSPORTATION ALTERNATIVES PROGRAM FOR FY 2012/2013 SPONSOR = PALM BEACH COUNTY - CRITICAL PROJECT MPO PRIORITY #1							
CST	TALT	7,000	0	0	0	0	7,000
CST	LFP	109,800	0	0	0	0	109,800
CST	TALU	629,000	0	0	0	0	629,000
Total		745,800	0	0	0	0	745,800
Prior Years Cost		14,000	Future Years Cost		Total Project Cost		759,800
FERN STREET FROM FLAGLER DRIVE TO TAMARIND AVENUE - Proj# 4334741					Length: .60 MI	*Non-SIS*	
Type of Work: LIGHTING					Lead Agency: CITY OF WEST PALM BEACH		
					LRTP#: S8-P110-115		
Notes: LAP W/CITY OF WEST PALM BEACH 2012 TRANSPORTATION ALTERNATIVES CYCLE							
CST	TALT	523,667	0	0	0	0	523,667
CST	LFP	129,800	0	0	0	0	129,800
CST	TALU	239,731	0	0	0	0	239,731
Total		893,198	0	0	0	0	893,198
Prior Years Cost		5,099	Future Years Cost		Total Project Cost		898,297

Phase	Fund Source	2016	2017	2018	2019	2020	Total
NE 2ND AVE FROM GEORGE BUSH BLVD TO NE 13 STREET - Proj# 4350801					Length: .297 MI	*Non-SIS*	
Type of Work: BIKE LANE/SIDEWALK					Lead Agency: FDOT		
New Project?: Yes					LRTP#: S8-P110-115		
Notes: MPO PRIORITY #4 TRANSPORTATION ALTERNATIVE LAP WITH CITY OF DELRAY BEACH							
	Lanes (Existing/Improve/Addl): 2/ 0/ 0						
CST	TALT	0	146,053	0	0	0	146,053
CST	LFP	0	452,700	0	0	0	452,700
CST	TALU	0	129,797	0	0	0	129,797
Total		0	728,550	0	0	0	728,550
Prior Years Cost		4,668	Future Years Cost		Total Project Cost		733,218
NE 2ND AVE FROM NE 13TH STREET TO NE 22ND STREET - Proj# 4368721					Length: .510 MI	*Non-SIS*	
Type of Work: BIKE LANE/SIDEWALK					Lead Agency: FDOT		
Description: 2014 MPO TAP PRIORITY #1 LAP WITH CITY OF DELRAY BEACH					LRTP#: S8-P110-115		
PE	TALT	5,000	0	0	0	0	5,000
CST	LF	0	0	885,927	0	0	885,927
CST	TALU	0	0	737,919	0	0	737,919
Total		5,000	0	1,623,846	0	0	1,628,846
Prior Years Cost			Future Years Cost		Total Project Cost		1,628,846
NORTH SHORE NEIGHBORHOOD MULTIPLE STREET SIDEWALK - Proj# 4369321					Length: 2.134 MI	*Non-SIS*	
Type of Work: SIDEWALK					Lead Agency: FDOT		
Description: 2014 MPO TAP PRIORITY #4 LAP WITH CITY OF WEST PALM BEACH (SEE SEGMENT COMMENTS FOR SPECIFIC LOCATIONS WP45)					LRTP#: S8-P110-115		
PE	TALT	5,000	0	0	0	0	5,000
CST	TALT	0	0	485,097	0	0	485,097
CST	LF	0	0	83,495	0	0	83,495
Total		5,000	0	568,592	0	0	573,592
Prior Years Cost			Future Years Cost		Total Project Cost		573,592

Phase	Fund Source	2016	2017	2018	2019	2020	Total
NW 7 & 8 ST;NW 9 CT FR NW 12 AVE TO NW 4 AVE (TUNISON PALMS) - Proj# 4331671					Length: 1.1 MI	*Non-SIS*	
Type of Work: SIDEWALK					Lead Agency: CITY OF BOCA RATON		
					LRTP#: S8-P110-115		
Notes: TRANSPORTATION ALTERNATIVES PROGRAM FOR FY 2012/2013 SPONSOR = CITY OF BOCA RATON MPO PRIORITY #3							
CST	TALT	6,600	0	0	0	0	6,600
CST	LFP	5,400	0	0	0	0	5,400
CST	TALU	745,540	0	0	0	0	745,540
Total		757,540	0	0	0	0	757,540
Prior Years Cost		5,000	Future Years Cost		Total Project Cost		762,540
OKEECHOBEE BLVD. FROM FOLSOM RD. TO SR-7 - Proj# 4368741					Length: 2.790 MI	*Non-SIS*	
Type of Work: LIGHTING					Lead Agency: FDOT		
					LRTP#: S8-P110-115		
Description: 2014 MPO TAP PRIORITY #5 LAP WITH THE VILLAGE OF ROYAL PALM BEACH INCLUDES PARTRIDGE LANE FROM SPARROW DRIVE TO OKEECHOBEE BLV							
PE	TALT	5,000	0	0	0	0	5,000
CST	TALT	0	0	609,824	0	0	609,824
CST	LF	0	0	792,269	0	0	792,269
CST	TALU	0	0	135,156	0	0	135,156
Total		5,000	0	1,537,249	0	0	1,542,249
Prior Years Cost			Future Years Cost		Total Project Cost		1,542,249
PALM BEACH COUNTY OVERHEAD FLASHING SCHOOL ZONE SIGNS - Proj# 4369301					Length: 1.436 MI	*Non-SIS*	
Type of Work: OVERHEAD SIGNING					Lead Agency: FDOT		
					LRTP#: S8-P110-115		
PE	TALT	5,000	0	0	0	0	5,000
CST	TALT	0	0	407,440	0	0	407,440
CST	LF	0	0	69,990	0	0	69,990
Total		5,000	0	477,430	0	0	482,430
Prior Years Cost			Future Years Cost		Total Project Cost		482,430
QUADRILLE BLVD FROM OKEECHOBEE BLVD/SR-704 TO DATURA STREET - Proj# 4252601					Length: 0.473 MI	*Non-SIS*	
Type of Work: LANDSCAPING					Lead Agency: FDOT		
Lanes (Existing/Improve/Addl): 4/ 0/ 0							
CST	SE	1,930	0	0	0	0	1,930
CST	SA	6,623	0	0	0	0	6,623
Total		8,553	0	0	0	0	8,553
Prior Years Cost		775,896	Future Years Cost		Total Project Cost		784,449

Phase	Fund Source	2016	2017	2018	2019	2020	Total
RIVERBEND PARK TO CYPRESS CREEK NATURAL AREA - Proj# 4252592					Length: 3.193 MI	*Non-SIS*	
Type of Work: BIKE PATH/TRAIL					Lead Agency: PALM BEACH COUNTY		
		Lanes (Existing/Improve/Addl): 4/ 0/ 0					
PE	SE	1,032	0	0	0	0	1,032
CST	TALU	5,000	0	0	0	0	5,000
Total		6,032	0	0	0	0	6,032
Prior Years Cost		627,489	Future Years Cost		Total Project Cost		633,521
RIVIERA BEACH PEDESTRIAN LIGHTING - Proj# 4368731					Length: .600 MI	*Non-SIS*	
Type of Work: LIGHTING					Lead Agency: FDOT		
Description: 2014 MPO TAP PRIORITY #3 LAP WITH CITY OF RIVIERA BEACH					LRTP#: S8-P110-115		
PE	TALT	5,000	0	0	0	0	5,000
CST	LF	0	0	308,179	0	0	308,179
CST	TALU	0	0	741,723	0	0	741,723
Total		5,000	0	1,049,902	0	0	1,054,902
Prior Years Cost			Future Years Cost		Total Project Cost		1,054,902
SPARROW RD FROM SWEET BAY LANE TO ROYAL PALM BEACH BLVD - Proj# 4331971					Length: .50 MI	*Non-SIS*	
Type of Work: PEDESTRIAN/WILDLIFE OVERPASS					Lead Agency: VILLAGE OF ROYAL PALM BEACH		
Notes: 2013 MPO TRANSPORTATION ALTERNATIVE PRIORITY #2 SPONSOR VILLAGE OF ROYAL PALM BEACH					LRTP#: S8-P110-115		
CST	TALT	621,000	0	0	0	0	621,000
CST	LFP	106,000	0	0	0	0	106,000
Total		727,000	0	0	0	0	727,000
Prior Years Cost		7,000	Future Years Cost		Total Project Cost		734,000
TAMARIND AVENUE FROM BANYAN BLVD. TO PALM BEACH LAKES BLVD - Proj# 4351461					Length: .686 MI	*Non-SIS*	
Type of Work: LIGHTING					Lead Agency: FDOT		
New Project?: Yes					LRTP#: S8-P110-115		
		Lanes (Existing/Improve/Addl): 3/ 3/ 0					
Notes: TRANSPORTATION ALTERNATIVE; MPO PRIORITY #2 2013 LAP W/ THE CITY OF WEST PALM BEACH							
CST	TALT	0	42,000	0	0	0	42,000
CST	LFP	0	171,435	0	0	0	171,435
CST	TALU	0	740,030	0	0	0	740,030
Total		0	953,465	0	0	0	953,465
Prior Years Cost		5,000	Future Years Cost		Total Project Cost		958,465

Section 5 - Major Maintenance

Phase	Fund Source	2016	2017	2018	2019	2020	Total
BACOM PT RD/SR-715/SW-NW 16TH ST FROM W. CANAL ST/SR-717 TO SR-15/US 441 - Proj# 4287221					Length: 9.980 MI	*Non-SIS*	*RSP*
Type of Work: RESURFACING					Lead Agency: FDOT		
Lanes (Existing/Improve/Addl): 2/ 2/ 0					LRTP#: S8-P110-115		
Notes: PH5202 - UWHC W/PALM BEACH COUNTY WATER UTILITY DEPT 52-02 LFA CHECK RECD \$10,285 2806635 DTD 12/03/2013							
CST	LF	10,284	0	0	0	0	10,284
CST	SL	827,784	0	0	0	0	827,784
CST	SA	6,147,209	0	0	0	0	6,147,209
CST	DDR	3,631,863	0	0	0	0	3,631,863
Total		10,617,140	0	0	0	0	10,617,140
Prior Years Cost		1,274,799	Future Years Cost		Total Project Cost		11,891,939
Camino Real Rd./Boca Club over Intracoastal Waterway - Proj# 2003501					Length: .000 MI	*Non-SIS*	
Type of Work: BRIDGE REHABILITATION					Lead Agency: PBC		
New Project?: Yes							
Notes: Approach Bridge Span Rehabilitation							
CST	GT	6,000,000	0	0	0	0	6,000,000
Total		6,000,000	0	0	0	0	6,000,000
Prior Years Cost			Future Years Cost		Total Project Cost		6,000,000
FOREST HILL BLVD/SR-822 E. OF OLIVE TREE BLVD RIVER BRIDGE CENTER - Proj# 4306081					Length: 0.500 MI	*Non-SIS*	*RSP*
Type of Work: RESURFACING					Lead Agency: FDOT		
Lanes (Existing/Improve/Addl): 6/ 6/ 0					LRTP#: S8-P110-115		
Notes: CHANGE TRANSPORTATION SYSTEM 05 TO 03 2013-07-23 CHANGE TRANSPORTATION SYSTEM 03 TO 05 2013-09-17							
CST	SU	160,944	0	0	0	0	160,944
CST	SA	541,938	0	0	0	0	541,938
CST	DDR	512,775	0	0	0	0	512,775
Total		1,215,657	0	0	0	0	1,215,657
Prior Years Cost		189,253	Future Years Cost		Total Project Cost		1,404,910

Phase	Fund Source	2016	2017	2018	2019	2020	Total
I-95 AT INDIANTOWN RD./SR 706 INTERCHANGE - Proj# 4339091					Length: .000 MI	*SIS*	*RSP*
Type of Work: LANDSCAPING					Lead Agency: FDOT		
Lanes (Existing/Improve/Addl): 5/ 0/ 5					LRTP#: S8-P110-115		
Notes: STANDALONE LANDSCAPING PROJECT							
CST	DIH	25,834	0	0	0	0	25,834
CST	DDR	2,482,024	0	0	0	0	2,482,024
Total		2,507,858	0	0	0	0	2,507,858
Prior Years Cost		254,043	Future Years Cost		Total Project Cost		2,761,901
I-95 FROM BROW/PALM BCH CO LIN TO LINTON BLVD. - Proj# 4331093					Length: 8.800 MI	*SIS*	*RSP*
Type of Work: LANDSCAPING					Lead Agency: FDOT		
New Project?: Yes							
Lanes (Existing/Improve/Addl): 8/ 0/ 0							
PE	DIH	0	0	0	0	10,000	10,000
PE	DDR	0	0	0	0	276,000	276,000
Total		0	0	0	0	286,000	286,000
Prior Years Cost			Future Years Cost		2,715,662	Total Project Cost	3,001,662
MILITARY TRAIL/SR-809 FROM LAKE WORTH RD TO S OF SR-80 - Proj# 4287191					Length: 3.861 MI	*Non-SIS*	*RSP*
Type of Work: RESURFACING					Lead Agency: FDOT		
Lanes (Existing/Improve/Addl): 6/ 6/ 0					LRTP#: S8-P110-115		
Notes: NPV=3315788 CHANGE TRANSPORTATION SYSTEM 05 TO 03 2013-07-23 CHANGE TRANSPORTATION SYSTEM 03 TO 05 2013-09-17 SAFETY ELEMENTS							
CST	DS	0	1,524,307	0	0	0	1,524,307
CST	SA	0	2,553,596	0	0	0	2,553,596
CST	NHRE	0	2,508,496	0	0	0	2,508,496
CST	HSP	0	1,388,680	0	0	0	1,388,680
Total		0	7,975,079	0	0	0	7,975,079
Prior Years Cost		1,587,027	Future Years Cost		Total Project Cost		9,562,106
Palmetto Park Rd. over L.W.D.D. E-4 Canal (El Rio Canal) - Proj# 2013531					Length: .000 MI	*Non-SIS*	
Type of Work: BRIDGE REPLACEMENT					Lead Agency: PBC		
New Project?: Yes							
Lanes (Existing/Improve/Addl): 4/ 4/ 0							
CST	GT	2,600,000	0	0	0	0	2,600,000
Total		2,600,000	0	0	0	0	2,600,000
Prior Years Cost		500,000	Future Years Cost		Total Project Cost		3,100,000

Phase	Fund Source	2016	2017	2018	2019	2020	Total
QUADRILLE/US-1 FROM CLEMATIS ST TO DIXIE HWY - Proj# 4323501					Length: .420 MI	*Non-SIS*	*RSP*
Type of Work: RESURFACING					Lead Agency: FDOT		
Lanes (Existing/Improve/Addl): 2/ 2/ 0					LRTP#: S8-P110-115		
Notes: CHANGE TRANSPORTATION SYSTEM 05 TO 03 2013-07-23 CHANGE TRANSPORTATION SYSTEM 03 TO 05 2013-09-17							
CST	DIH	20,540	0	0	0	0	20,540
CST	DDR	1,414,099	0	0	0	0	1,414,099
Total		1,434,639	0	0	0	0	1,434,639
Prior Years Cost		168,792	Future Years Cost		Total Project Cost		1,603,431
SR-7/US-441 FROM 2MI N OF CLINT MOORE TO WEST ATLANTIC AVE - Proj# 4323491					Length: 2.370 MI	*Non-SIS*	*RSP*
Type of Work: RESURFACING					Lead Agency: FDOT		
New Project?: Yes					LRTP#: S8-P110-115		
Lanes (Existing/Improve/Addl): 2/ 2/ 0							
Notes: CHANGE TRANSPORTATION SYSTEM 05 TO 03 2013-07-23 CHANGE TRANSPORTATION SYSTEM 03 TO 05 2013-09-17							
CST	DIH	0	31,590	0	0	0	31,590
CST	DDR	0	4,339,914	0	0	0	4,339,914
Total		0	4,371,504	0	0	0	4,371,504
Prior Years Cost		290,702	Future Years Cost		Total Project Cost		4,662,206
SR-80/SOUTHERN BLVD BRIDGES 930097 & 930098 - Proj# 4190131					Length: 0.590 MI	*Non-SIS*	*RSP*
Type of Work: BRIDGE REPLACEMENT					Lead Agency: FDOT		
Lanes (Existing/Improve/Addl): 2/ 2/ 0					LRTP#: S8-P110-115		
Notes: INCLUDES RELIEF BRIDGE OVER LAKE WORTH TIDE RELIEF 3202=SOIL & GW TESTING FOR R/W ACQUISTION 3203=ASBESTOS & LEAD PAINT TESTING ON BRIDGES							
ROW	BNBR	37,000	0	0	0	0	37,000
ROW	DS	205,000	0	0	0	0	205,000
CST	DS	3,858,693	0	0	0	0	3,858,693
CST	ACSB	44,136,654	0	0	0	0	44,136,654
CST	SA	513,500	0	0	0	0	513,500
CST	DDR	2,362,389	0	0	0	0	2,362,389
CST	BNBR	39,364,979	0	0	0	0	39,364,979
Total		90,478,215	0	0	0	0	90,478,215
Prior Years Cost		16,233,511	Future Years Cost		Total Project Cost		106,711,726

Phase	Fund Source	2016	2017	2018	2019	2020	Total
SR-80/SOUTHERN BLVD FROM WASHINGTON AVE TO A1A - Proj# 4190132					Length: .742 MI	*SIS*	
Type of Work: LANDSCAPING					Lead Agency: FDOT		
New Project?: Yes		Lanes (Existing/Improve/Addl): 2/ 0/ 0					
PE	DIH	0	0	0	5,000	0	5,000
PE	DDR	0	0	0	50,000	0	50,000
CST	DIH	0	0	0	0	11,340	11,340
CST	DDR	0	0	0	0	1,536,050	1,536,050
Total		0	0	0	55,000	1,547,390	1,602,390
Prior Years Cost		52,726	Future Years Cost		Total Project Cost		1,655,116
SR-80/US-98 FROM R/R TRACKS TO CR-880 - Proj# 4344271					Length: 14.807 MI	*Non-SIS*	
Type of Work: RESURFACING					Lead Agency: FDOT		
					LRTP#: S8-P110-115		
Description: 2014 MPO PRIORITY #17-LI FOR POSSIBLE LIGHTING AT CR-880 32-02 FOR LIGHTING ANALYSIS AT CR-880							
PE	DDR	100,000	0	0	0	0	100,000
CST	DIH	0	0	10,790	0	0	10,790
CST	SA	0	0	13,000,000	0	0	13,000,000
CST	DDR	0	0	3,690,619	0	0	3,690,619
Total		100,000	0	16,701,409	0	0	16,801,409
Prior Years Cost		305,000	Future Years Cost		Total Project Cost		17,106,409
SR-A1A FLAGLER MEMORIAL BRIDGE #930157 - Proj# 4124892					Length: 0.886 MI	*Non-SIS*	*RSP*
Type of Work: BRIDGE REPLACEMENT					Lead Agency: FDOT		
					LRTP#: S8-P110-115		
Notes: BRIDGE REPLACEMENT & RELATED ROADWAY IMPROVEMENTS ASSUMPTION- 21 FT LOW LEVEL BASCULE, OPTIONAL DESIGN SERVICES FOR PD&E CONSULTANT							
DSB	DS	102,700	0	0	0	0	102,700
DSB	DDR	102,700	0	0	0	0	102,700
ROW	DDR	950,000	0	0	0	0	950,000
Total		1,155,400	0	0	0	0	1,155,400
Prior Years Cost		139,723,137	Future Years Cost		Total Project Cost		140,878,537

Phase	Fund Source	2016	2017	2018	2019	2020	Total
US-1 FROM BEACH RD/CR-707 TO COUNTY LINE - Proj# 4287181					Length: 1.301 MI	*Non-SIS*	*RSP*
Type of Work: RESURFACING					Lead Agency: FDOT		
Lanes (Existing/Improve/Addl): 3/ 3/ 0					LRTP#: S8-P110-115		
Notes: CHANGE TRANSPORTATION SYSTEM 05 TO 03 2013-07-23 CHANGE TRANSPORTATION SYSTEM 03 TO 05 2013-09-17							
CST	DS	0	0	182,190	0	0	182,190
CST	DIH	0	0	67,932	0	0	67,932
CST	DDR	0	0	1,441,446	0	0	1,441,446
Total		0	0	1,691,568	0	0	1,691,568
Prior Years Cost		343,875	Future Years Cost		Total Project Cost		2,035,443
US-1 FROM CR-A1A TO BEACH ROAD - Proj# 4284001					Length: 0.560 MI	*Non-SIS*	*RSP*
Type of Work: BRIDGE REHABILITATION					Lead Agency: FDOT		
Lanes (Existing/Improve/Addl): 4/ 0/ 0					LRTP#: S8-P110-115		
CST	DIH	55,717	0	0	0	0	55,717
CST	BRRP	324,698	0	0	0	0	324,698
Total		380,415	0	0	0	0	380,415
Prior Years Cost		1,471,641	Future Years Cost		Total Project Cost		1,852,056
US-1 FROM CR-A1A TO BEACH ROAD - Proj# 4284002					Length: .560 MI	*Non-SIS*	*RSP*
Type of Work: PD&E/EMO STUDY					Lead Agency: FDOT		
Description: 2014 MPO #7-LI JUPITER BRIDGE REPLACEMENT #93005					LRTP#: S8-P110-115		
PDE	DS	2,000,000	0	0	0	0	2,000,000
PDE	DIH	10,000	0	0	0	0	10,000
Total		2,010,000	0	0	0	0	2,010,000
Prior Years Cost			Future Years Cost		Total Project Cost		2,010,000

Section 6 - Minor Projects

Phase	Fund Source	2016	2017	2018	2019	2020	Total	
10th Ave North Turn Lane Improvements - Proj# 301104						*Non-SIS*		
Type of Work:					Lead Agency: CITY OF GREENACRES			
Notes: Decorative Pavement								
CST	IF	0	0	205,000	0	0	205,000	
Total		0	0	205,000	0	0	205,000	
Prior Years Cost		Future Years Cost		Total Project Cost			205,000	
15TH AVE S AND S N ST - Proj# LW201510						*Non-SIS*		
Type of Work: NEW ROAD CONSTRUCTION					Lead Agency: CITY OF LAKE WORTH			
CST	LF	0	0	0	0	298,000	298,000	
Total		0	0	0	0	298,000	298,000	
Prior Years Cost		Future Years Cost		Total Project Cost			298,000	
ADA Transition Plan - Proj# 440062						*Non-SIS*		
Type of Work:					Lead Agency: CITY OF BOCA RATON			
CST	LF	100,000	100,000	100,000	100,000	100,000	500,000	
Total		100,000	100,000	100,000	100,000	100,000	500,000	
Prior Years Cost		150,000	Future Years Cost		Total Project Cost			650,000
Adaptive Traffic Control (FAU) - Proj# 440411						*Non-SIS*		
Type of Work: ATMS - ARTERIAL TRAFFIC MGMT					Lead Agency: CITY OF BOCA RATON			
CST	LF	400,000	200,000	0	0	0	600,000	
Total		400,000	200,000	0	0	0	600,000	
Prior Years Cost		400,000	Future Years Cost		Total Project Cost			1,000,000
BLUE HERON BLVD/SR-708 AT CONGRESS AVE PHASE II - Proj# 4170622					Length: .401 MI	*Non-SIS*	*RSP*	
Type of Work: ADD TURN LANE(S)					Lead Agency: Responsible Agency Not Available			
New Project?: Yes					LRTP#: S8-P110-115			
Description: PHASE 1 UNDER SEG#1/ SIS/ ADD'L SCOPE ADDED FUNDS FROM 417063-1 LAP WITH PALM BEACH CO ADD 2ND LEFT TURN LANE ON EB & WB APPROACHES AND 2ND RIGHT TURN LANE EB AND WB APPROACHES, SPLIT FROM FROM SEG#1 LOCAL GOV ADVANCEMENT ON PH38,PAYBACK ON PHA8 IN 2008								
ROW	DDR	136,790	0	0	0	0	136,790	
Total		136,790	0	0	0	0	136,790	
Prior Years Cost		4,884,876	Future Years Cost		Total Project Cost			5,021,666

Phase	Fund Source	2016	2017	2018	2019	2020	Total
BOYNTON BEACH BLVD/SR-804 AT WINCHESTER PARK BLVD - Proj# 4371651					Length: .001 MI	*Non-SIS*	
Type of Work: TRAFFIC SIGNAL UPDATE					Lead Agency: FDOT		
Description: REPLACE SIGNAL AT INTERSECTION WITH MAST ARMS					LRTP#: S8-P110-115		
ROW	DS	81,000	0	0	0	0	81,000
ROW	DIH	49,000	0	0	0	0	49,000
ROW	DDR	80,847	0	0	0	0	80,847
CST	DS	0	477,912	0	0	0	477,912
CST	DIH	0	10,000	0	0	0	10,000
Total		210,847	487,912	0	0	0	698,759
Prior Years Cost		161,988	Future Years Cost		Total Project Cost		860,747
BOYNTON BEACH BLVD/SR-804 FROM THE SB FTE EXIT TO THE NB FTE EXIT - Proj# 4369961					Length: .307 MI	*Non-SIS*	*RSP*
Type of Work: ADD LEFT TURN LANE(S)					Lead Agency: FDOT		
Description: ADD SECOND LEFT TURN LANE ON SR-804; LENGTHEN EXISTING WEST BOUND RIGHT TURN LANE; MILL AND RESURFACE 52: LFA WITH PALM BEACH COUNTY					LRTP#: S8-P110-115		
PE	DIH	0	0	10,000	0	0	10,000
PE	DDR	0	0	300,000	0	0	300,000
CST	LF	0	0	0	0	800,590	800,590
CST	DIH	0	0	0	0	22,680	22,680
CST	DDR	0	0	0	0	218,266	218,266
CST	CIGP	0	0	0	0	800,590	800,590
Total		0	0	310,000	0	1,842,126	2,152,126
Prior Years Cost			Future Years Cost		Total Project Cost		2,152,126
Bridge / Seawall Repairs - Proj# 420038					*Non-SIS*		
Type of Work: BRIDGE REPLACEMENT					Lead Agency: CITY OF BOCA RATON		
CST	GT	220,000	40,000	150,000	145,000	35,000	590,000
Total		220,000	40,000	150,000	145,000	35,000	590,000
Prior Years Cost		700,000	Future Years Cost		Total Project Cost		1,290,000

Phase	Fund Source	2016	2017	2018	2019	2020	Total
CONGRESS AVE EXT. FROM NORTHLAKE BLVD TO ALTERNATE A1A - Proj# 4330641					Length: .000 MI	*Non-SIS*	
Type of Work: NEW ROAD CONSTRUCTION					Lead Agency: PALM BEACH COUNTY		
Lanes (Existing/Improve/Addl): 0/ 3/ 3					LRTP#: S8-P110-115		
Notes: CIGP - COUNTY INCENTIVE GRANT PROGRAM, JPA W/PALM BCH COUNTY 50/50 SPLIT DESIGN AND CONSTRUCTION							
ROW	LF	1,365,909	0	0	0	0	1,365,909
ROW	CIGP	1,365,909	0	0	0	0	1,365,909
CST	LF	0	0	2,500,000	0	0	2,500,000
CST	CIGP	0	0	2,500,000	0	0	2,500,000
Total		2,731,818	0	5,000,000	0	0	7,731,818
Prior Years Cost		500,000	Future Years Cost		Total Project Cost		8,231,818
CSX Trail - Proj# 440110						*Non-SIS*	
Type of Work: BIKE LANE/SIDEWALK					Lead Agency: CITY OF BOCA RATON		
CST	GT	0	0	225,000	815,000	0	1,040,000
Total		0	0	225,000	815,000	0	1,040,000
Prior Years Cost			Future Years Cost		Total Project Cost		1,040,000
Church St. From Limestone Creek Rd. To W. of Central Blvd. - Proj# 2014503					Length: 0.5 MI	*Non-SIS*	
Type of Work: ADD LANES & RECONSTRUCT					Lead Agency: PBC		
New Project?: Yes							
Lanes (Existing/Improve/Addl): 2/ 3/ 1							
Notes: 0.5 mi, 3 L							
ENV	IF	50,000	0	0	0	0	50,000
CST	IF	0	0	250,000	0	0	250,000
Total		50,000	0	250,000	0	0	300,000
Prior Years Cost		100,000	Future Years Cost		Total Project Cost		400,000
FOREST HILL BLVD./SR-882 AT KIRK ROAD - Proj# 4351221					Length: .103 MI	*Non-SIS*	*RSP*
Type of Work: INTERSECTION IMPROVEMENT					Lead Agency: FDOT		
New Project?: Yes					LRTP#: S8-P110-115		
Lanes (Existing/Improve/Addl): 6/ 0/ 0							
Notes: NPV=7486758 INSTALL DUAL LEFT TURN LANES IN THE EAST/WEST DIRECTIONS & ASSOCIATED IMPROVEMENTS. MODIFY EAST/WEST LEFT TURN PHASE TO "PROTECTED ONLY." INSTALL ADDITIONAL SIGNAL HEADS FACING EAST/WEST THROUGH TRAFFIC AND BACK PLATES ON SIGNAL HEADS. INSTALL LIGHT FIXTURES ON EXISTING POLES ON N.							
CST	DS	1,563,722	0	0	0	0	1,563,722
CST	DIH	66,245	0	0	0	0	66,245
Total		1,629,967	0	0	0	0	1,629,967
Prior Years Cost		250,863	Future Years Cost		Total Project Cost		1,880,830

Phase	Fund Source	2016	2017	2018	2019	2020	Total
Flavor Pict Rd. From SR 7 To Lyons Rd. - Proj# 2013526					Length: 1 MI	*Non-SIS*	
Type of Work: NEW ROAD CONSTRUCTION					Lead Agency: PBC		
New Project?: Yes							
Notes: 1.0 mi, 2 L							
CST	IF	0	4,500,000	0	0	0	4,500,000
Total		0	4,500,000	0	0	0	4,500,000
Prior Years Cost		100,000	Future Years Cost		Total Project Cost		4,600,000
GLADES ROAD/SR-808 FROM GOLF COURSE RD TO POWERLINE/JOG RD - Proj# 4363182					Length: 2.037 MI	*Non-SIS*	
Type of Work: ATMS - ARTERIAL TRAFFIC MGMT					Lead Agency: FDOT		
					LRTP#: S8-P110-115		
Description: ADAPTIVE TRAFFIC CONTROL SYSTEM (ATCS) FOR A 6 INTERSECTION DEPLOYMENT ALONG GLADES RD. AT FLORIDA'S TURNPIKE. FDOT WILL BE PERFORMING THE DESIGN JPA WITH PALM BEACH COUNTY SEE SEGMENT COMMENT SCREEN (WP45) FOR SPECIFIC LOCATIONS.							
CAP	DS	242,100	0	0	0	0	242,100
Total		242,100	0	0	0	0	242,100
Prior Years Cost			Future Years Cost		Total Project Cost		242,100
GLADES ROAD/SR-808 FROM GOLF COURSE RD TO POWERLINE/JOG RD - Proj# 4363181					Length: 2.037 MI	*Non-SIS*	
Type of Work: ATMS - ARTERIAL TRAFFIC MGMT					Lead Agency: MANAGED BY PALM BEACH		
					LRTP#: S8-P110-115		
Description: ADAPTIVE TRAFFIC CONTROL SYSTEM (ATCS) FOR A 6 INTERSECTION DEPLOYMENT ALONG GLADES RD. AT FLORIDA'S TURNPIKE. FDOT WILL BE PERFORMING THE DESIGN JPA WITH PALM BEACH COUNTY SEE SEGMENT COMMENT SCREEN (WP45) FOR SPECIFIC LOCATIONS. SEE SEGMENT 2 FOR EQUIPMENT PURCHASE.							
CST	DS	50,000	0	0	0	0	50,000
Total		50,000	0	0	0	0	50,000
Prior Years Cost			Future Years Cost		Total Project Cost		50,000
Glades Rd. At Butts Rd. - Proj# 2012503					Length: .000 MI	*Non-SIS*	
Type of Work: INTERSECTION IMPROVEMENT					Lead Agency: PBC		
New Project?: Yes							
CST	IF	200,000	0	0	0	0	200,000
Total		200,000	0	0	0	0	200,000
Prior Years Cost		150,000	Future Years Cost		Total Project Cost		350,000

Phase	Fund Source	2016	2017	2018	2019	2020	Total
Haverhill Rd. From Lantana Rd. To S. of L.W.D.D. L-14 Canal - Proj# 2009602					Length: 0.9 MI	*Non-SIS*	
Type of Work: ADD LANES & RECONSTRUCT					Lead Agency: PBC		
New Project?: Yes							
Notes: 0.9 mi, 4 L							
CST	IF/GT	2,100,000	0	0	0	0	2,100,000
Total		2,100,000	0	0	0	0	2,100,000
Prior Years Cost			Future Years Cost		Total Project Cost		2,100,000
Haverhill Rd. From N. of Caribbean Blvd. To Bee Line Hwy. - Proj# 2013528					Length: 1.6 MI	*Non-SIS*	
Type of Work: ADD LANES & RECONSTRUCT					Lead Agency: PBC		
New Project?: Yes							
Notes: 1.6 mi, 5 L							
CST	IF	0	9,000,000	0	0	0	9,000,000
Total		0	9,000,000	0	0	0	9,000,000
Prior Years Cost		500,000	Future Years Cost		Total Project Cost		9,500,000
Haverhill Rd. From S. of L.W.D.D. L-14 Canal To Lake Worth Rd. - Proj# 2010503					Length: 1.3 MI	*Non-SIS*	
Type of Work: ADD LANES & RECONSTRUCT					Lead Agency: PBC		
New Project?: Yes							
Notes: 1.3 mi, 4 L & 5 L							
CST	IF/GT	7,600,000	0	0	0	0	7,600,000
Total		7,600,000	0	0	0	0	7,600,000
Prior Years Cost			Future Years Cost		Total Project Cost		7,600,000
Hood Rd. At Central Blvd. - Proj# 2014502					Length: .000 MI	*Non-SIS*	
Type of Work: INTERSECTION IMPROVEMENT					Lead Agency: PBC		
New Project?: Yes							
ENV	IF	200,000	0	0	0	0	200,000
CST	IF	0	0	1,000,000	0	0	1,000,000
Total		200,000	0	1,000,000	0	0	1,200,000
Prior Years Cost		100,000	Future Years Cost		Total Project Cost		1,300,000

Phase	Fund Source	2016	2017	2018	2019	2020	Total
Hood Rd. From E. of Florida's Turnpike To W. of Central Blvd. - Proj# 2013522					Length: 1.2 MI	*Non-SIS*	
Type of Work: ADD LANES & RECONSTRUCT					Lead Agency: PBC		
New Project?: Yes							
Notes: 1.2 mi, 4 L							
CST	IF	0	6,400,000	0	0	0	6,400,000
Total		0	6,400,000	0	0	0	6,400,000
Prior Years Cost		200,000	Future Years Cost		Total Project Cost		6,600,000
LAKE WORTH ROAD/SR-802 FROM SHERWOOD FOREST BLVD. TO SR-809 MILITARY TR - Proj# 4361131					Length: 1.539 MI	*Non-SIS*	
Type of Work: LIGHTING					Lead Agency: FDOT		
					LRTP#: S8-P110-115		
Description: INSTALL INTERSECTION LIGHTING AT SHERWOOD FOREST BLVD; SOUTH 57TH AVE; SOUTHVIEW RD.: HAVERHILL RD.; & MILITARY TR							
PE	DIH	0	5,000	0	0	0	5,000
PE	HSP	0	41,290	0	0	0	41,290
CST	HSP	0	0	0	338,933	0	338,933
Total		0	46,290	0	338,933	0	385,223
Prior Years Cost			Future Years Cost		Total Project Cost		385,223
LED Retrofit-Decorative Street Lights - Proj# 440114						*Non-SIS*	
Type of Work: LIGHTING					Lead Agency: CITY OF BOCA RATON		
CST	LF	100,000	100,000	100,000	0	0	300,000
Total		100,000	100,000	100,000	0	0	300,000
Prior Years Cost		100,000	Future Years Cost		Total Project Cost		400,000
LYONS ROAD FROM NORTE LAGO TO PINE SPRINGS DRIVE - Proj# 4351011					Length: .461 MI	*Non-SIS*	
Type of Work: MISCELLANEOUS CONSTRUCTION					Lead Agency: FDOT		
New Project?: Yes					LRTP#: S8-P110-115		
Notes: NPV=9041611 RECONSTRUCT THE ROADWAY TO PROVIDE ADEQUATE SUPERELEVATION TO THE CURVES.							
CST	CM	0	1,625,476	0	0	0	1,625,476
CST	SU	0	1,660,833	0	0	0	1,660,833
CST	SA	0	218,790	0	0	0	218,790
CST	HSP	0	240,240	0	0	0	240,240
Total		0	3,745,339	0	0	0	3,745,339
Prior Years Cost		370,127	Future Years Cost		Total Project Cost		4,115,466

Phase	Fund Source	2016	2017	2018	2019	2020	Total
Lake Worth Rd. At Jog Rd. - Proj# 2012505					Length: .000 MI	*Non-SIS*	
Type of Work: INTERSECTION IMPROVEMENT					Lead Agency: PBC		
New Project?: Yes							
CST	IF	630,000	0	0	0	0	630,000
	Total	630,000	0	0	0	0	630,000
Prior Years Cost			Future Years Cost		Total Project Cost		630,000
Linton Blvd. At Military Tr. - Proj# 2013500					Length: .000 MI	*Non-SIS*	
Type of Work: INTERSECTION IMPROVEMENT					Lead Agency: PBC		
New Project?: Yes							
CST	IF	280,000	0	0	0	0	280,000
	Total	280,000	0	0	0	0	280,000
Prior Years Cost		500,000	Future Years Cost		Total Project Cost		780,000
Lyons Rd From N. of LWDD L-14 Canal To Lake Worth Rd. - Proj# 2010504B					Length: 1.1 MI	*Non-SIS*	
Type of Work: ADD LANES & RECONSTRUCT					Lead Agency: PBC		
New Project?: Yes							
Notes: 1.1 mi 4L							
Lanes (Existing/Improve/Addl): 2/ 2/ 2							
PMT	IF	0	0	100,000	0	0	100,000
	Total	0	0	100,000	0	0	100,000
Prior Years Cost			Future Years Cost		Total Project Cost		100,000
Lyons Rd. From Clint Moore Rd. To Atlantic Ave. - Proj# 2013527					Length: 3 MI	*Non-SIS*	
Type of Work: ADD LANES & RECONSTRUCT					Lead Agency: PBC		
New Project?: Yes							
Notes: 3.0 mi, 4 L							
Lanes (Existing/Improve/Addl): 2/ 2/ 2							
CST	IF	0	9,700,000	0	0	0	9,700,000
	Total	0	9,700,000	0	0	0	9,700,000
Prior Years Cost		2,800,000	Future Years Cost		Total Project Cost		12,500,000

Phase	Fund Source	2016	2017	2018	2019	2020	Total
Lyons Rd. From Hillsboro Canal To SW 18th Street - Proj# 2013530					Length: 0.3 MI	*Non-SIS*	
Type of Work: ADD LANES & RECONSTRUCT					Lead Agency: PBC		
New Project?: Yes							
Notes: 0.3 mi, 6 L							
CST	IF	0	2,000,000	0	0	0	2,000,000
Total		0	2,000,000	0	0	0	2,000,000
Prior Years Cost		100,000	Future Years Cost		Total Project Cost		2,100,000
Lyons Rd. From Lake Worth Rd. To N. L.W.D.D. L-10 Canal - Proj# 2007500					Length: 1.1 MI	*Non-SIS*	
Type of Work: ADD LANES & RECONSTRUCT					Lead Agency: PBC		
New Project?: Yes							
Notes: 1.1 mi, 2/3 L							
PMT	IF	0	0	100,000	0	0	100,000
Total		0	0	100,000	0	0	100,000
Prior Years Cost			Future Years Cost		Total Project Cost		100,000
Lyons Rd. From Lantana Rd. To N. of LWDD L-14 Canal - Proj# 2010504A					Length: 0.9 MI	*Non-SIS*	
Type of Work: ADD LANES & RECONSTRUCT					Lead Agency: PBC		
New Project?: Yes							
Notes: 0.9 mi, 4 L							
CST	IF	0	4,000,000	0	0	0	4,000,000
Total		0	4,000,000	0	0	0	4,000,000
Prior Years Cost			Future Years Cost		Total Project Cost		4,000,000
MILITARY TRL/SR-809 NORTHLAKE BLVD - Proj# 4316451					Length: 0.097 MI	*Non-SIS*	*RSP*
Type of Work: ADD TURN LANE(S)					Lead Agency: FDOT		
					LRTP#: S8-P110-115		
Notes: INTERSECTION IMPROVEMENTS CIGP/JPA WITH PALM BEACH COUNTY							
CST	LF	0	350,000	0	0	0	350,000
CST	CIGP	0	350,000	0	0	0	350,000
Total		0	700,000	0	0	0	700,000
Prior Years Cost		200,000	Future Years Cost		Total Project Cost		900,000

Phase	Fund Source	2016	2017	2018	2019	2020	Total
Military Trail At Johnson Dairy Road - Proj# PBG201501						*Non-SIS*	
Type of Work: INTERSECTION IMPROVEMENT					Lead Agency: CITY OF PALM BEACH GARDENS		
Notes: INTERSECTION IMPROVEMENTS AND MAST ARM INSTALLATION							
CST	LF	600,000	0	0	0	0	600,000
Total		600,000	0	0	0	0	600,000
<i>Prior Years Cost</i>			<i>Future Years Cost</i>		<i>Total Project Cost</i>		600,000
NEW TRI-RAIL STATION AT PALM BEACH INTERNATIONAL AIRPORT - Proj# 4370741					Length: .000 MI	*Non-SIS*	*RSP*
Type of Work: RAIL CAPACITY PROJECT					Lead Agency: SFRTA		
					LRTP#: S8-P110-115		
Description: AT SR-80/SOUTHERN BLVD. AND I-95							
CAP	TRIP	0	0	250,000	0	0	250,000
Total		0	0	250,000	0	0	250,000
<i>Prior Years Cost</i>			<i>Future Years Cost</i>		<i>Total Project Cost</i>		250,000
NORTH K ST AND NORTH M ST - Proj# LW201502						*Non-SIS*	
Type of Work:					Lead Agency: CITY OF LAKE WORTH		
CST	LF	0	673,390	0	0	0	673,390
Total		0	673,390	0	0	0	673,390
<i>Prior Years Cost</i>			<i>Future Years Cost</i>		<i>Total Project Cost</i>		673,390
NW 13th Street Bike Lanes - Proj# 440115						*Non-SIS*	
Type of Work: BIKE LANE/SIDEWALK					Lead Agency: CITY OF BOCA RATON		
CST	GT	0	135,000	765,000	0	0	900,000
Total		0	135,000	765,000	0	0	900,000
<i>Prior Years Cost</i>			<i>Future Years Cost</i>		<i>Total Project Cost</i>		900,000

Phase	Fund Source	2016	2017	2018	2019	2020	Total	
Northlake Blvd. From E. of Hall Blvd. To Coconut Blvd. - Proj# 2003503B					Length: 2.9 MI	*Non-SIS*		
Type of Work: ADD LANES & RECONSTRUCT					Lead Agency: PBC			
New Project?: Yes								
Notes: 2.9 mi, 4L								
CST	IF/GT	0	10,500,000	0	0	0	10,500,000	
Total		0	10,500,000	0	0	0	10,500,000	
Prior Years Cost		Future Years Cost			Total Project Cost		10,500,000	
Old Dixie Hwy. From Yamato Rd. To Linton Blvd. - Proj# 2014500					Length: 3 MI	*Non-SIS*		
Type of Work: ADD LANES & RECONSTRUCT					Lead Agency: PBC			
New Project?: Yes								
Notes: 3.0 mi, 3 L								
ENV	IF	2,000,000	0	0	0	0	2,000,000	
CST	IF	0	0	10,500,000	0	0	10,500,000	
Total		2,000,000	0	10,500,000	0	0	12,500,000	
Prior Years Cost		1,500,000	Future Years Cost			Total Project Cost		14,000,000
PGA Blvd. At Military Tr. - Proj# 2012506					Length: .000 MI	*Non-SIS*		
Type of Work: INTERSECTION IMPROVEMENT					Lead Agency: PBC			
New Project?: Yes								
CST	IF	150,000	0	0	0	0	150,000	
Total		150,000	0	0	0	0	150,000	
Prior Years Cost		600,000	Future Years Cost			Total Project Cost		750,000
Pathway Program Countywide - Proj# PBC-PED					Length: .000 MI	*Non-SIS*		
Type of Work: PEDESTRIAN SAFETY IMPROVEMENT					Lead Agency: PBC			
New Project?: Yes								
Notes: Pathways								
CST	GT	1,500,000	1,500,000	1,500,000	0	0	4,500,000	
Total		1,500,000	1,500,000	1,500,000	0	0	4,500,000	
Prior Years Cost		3,000,000	Future Years Cost			Total Project Cost		7,500,000

Phase	Fund Source	2016	2017	2018	2019	2020	Total
Pedestrian and Bicycle Safety - Proj# 420042						*Non-SIS*	
Type of Work: BIKE LANE/SIDEWALK						Lead Agency: CITY OF BOCA RATON	
CST	GT	800,000	800,000	800,000	800,000	800,000	4,000,000
Total		800,000	800,000	800,000	800,000	800,000	4,000,000
Prior Years Cost		800,000	Future Years Cost		Total Project Cost		4,800,000
Roebuck Rd. From Jog Rd. To Haverhill Rd. - Proj# 2013529						Length: 1 MI	*Non-SIS*
Type of Work: ADD LANES & RECONSTRUCT						Lead Agency: PBC	
New Project?: Yes							
Notes: 1.0 mi, 5 L							
Lanes (Existing/Improve/Addl): 2/ 5/ 3							
CST	IF	0	3,200,000	0	0	0	3,200,000
Total		0	3,200,000	0	0	0	3,200,000
Prior Years Cost		350,000	Future Years Cost		Total Project Cost		3,550,000
Royal Palm Beach Blvd. From M-Canal To S. of Orange Blvd. - Proj# 2014501						Length: 1 MI	*Non-SIS*
Type of Work: ADD LANES & RECONSTRUCT						Lead Agency: PBC	
New Project?: Yes							
Notes: 1.0 mi, 3/5 L							
Lanes (Existing/Improve/Addl): 2/ 2/ 1							
ENV	GT	300,000	0	0	0	0	300,000
CST	GT	0	0	3,700,000	0	0	3,700,000
Total		300,000	0	3,700,000	0	0	4,000,000
Prior Years Cost		500,000	Future Years Cost		Total Project Cost		4,500,000
SNOWDEN DR AND COLLIER AVE - Proj# LW201506						*Non-SIS*	
Type of Work: NEW ROAD CONSTRUCTION						Lead Agency: CITY OF LAKE WORTH	
CST	LF	0	0	0	1,500,000	0	1,500,000
Total		0	0	0	1,500,000	0	1,500,000
Prior Years Cost			Future Years Cost		Total Project Cost		1,500,000

Phase	Fund Source	2016	2017	2018	2019	2020	Total
SR-708/BLUE HERON FR. 200FT W. OF AVENUE S TO 200FT EAST OF AVENUE S - Proj# 4351441					Length: .076 MI	*Non-SIS*	*RSP*
Type of Work: INTERSECTION IMPROVEMENT					Lead Agency: FDOT		
New Project?: Yes					LRTP#: S8-P110-115		
Lanes (Existing/Improve/Addl): 6/ 0/ 0							
Notes: INTERSECTION IMPROVEMENTS INCLUDING RECONSTRUCTION OF SIDEWALK AND EDGE OF PAVEMENT TO INCREASE CORNER RADII TO ACCOMODATE HEAVY VEHICLE TURNING PATHS & REDUCE PED CONFLICT ON SIDEWALK IN ALL 4 QUADRANTS. INCLUDES RELOCATING SIGNAL CONTROLLER BOX, UPGRADE SIGNAL POLES TO MAST ARMS,							
ROW	DDR	151,000	263,428	0	0	0	414,428
RRU	DDR	0	36,800	0	0	0	36,800
CST	DS	0	663,932	0	0	0	663,932
CST	DIH	0	21,060	0	0	0	21,060
CST	DDR	0	96,919	0	0	0	96,919
Total		151,000	1,082,139	0	0	0	1,233,139
Prior Years Cost		539,693	Future Years Cost		Total Project Cost		1,772,832
SW 12th Avenue Bicycle Lanes - Proj# 440067						*Non-SIS*	
Type of Work: BIKE LANE/SIDEWALK					Lead Agency: CITY OF BOCA RATON		
CST	GT	400,000	0	0	0	0	400,000
Total		400,000	0	0	0	0	400,000
Prior Years Cost			Future Years Cost		Total Project Cost		400,000
Shady Lakes Bv/117th Connector Road - Proj# PBG201402					Length: .000 MI	*Non-SIS*	
Type of Work: ROADWAY							
CST	IF	900,000	0	0	0	0	900,000
Total		900,000	0	0	0	0	900,000
Prior Years Cost			Future Years Cost		Total Project Cost		900,000
TROPICAL DR AND BARTON RD - Proj# LW201501						*Non-SIS*	
Type of Work: NEW ROAD CONSTRUCTION					Lead Agency: CITY OF LAKE WORTH		
Notes: FUNDING A COMBINATION OF GENERAL FUND & CDBG							
CST	LF	674,182	0	0	0	0	674,182
Total		674,182	0	0	0	0	674,182
Prior Years Cost			Future Years Cost		Total Project Cost		674,182

Phase	Fund Source	2016	2017	2018	2019	2020	Total
Tunison Palms Enhancement Project - Proj# 440077						*Non-SIS*	
Type of Work:					Lead Agency: CITY OF BOCA RATON		
CST	GT	732,500	0	0	0	0	732,500
Total		732,500	0	0	0	0	732,500
Prior Years Cost		150,000	Future Years Cost		Total Project Cost		882,500
US-1 AT BLUE HERON BLVD/SR-708 - Proj# 4338781					Length: .030 MI	*Non-SIS*	*RSP*
Type of Work: MISCELLANEOUS CONSTRUCTION					Lead Agency: FDOT		
Description: LFA WITH THE CITY OF RIVIERA BEACH FOR 33,750					LRTP#: S8-P110-115		
ROW	LF	0	24,096	0	0	0	24,096
Total		0	24,096	0	0	0	24,096
Prior Years Cost		9,654	Future Years Cost		Total Project Cost		33,750
WRIGHT DR, SMALL DR, BARBER DR - Proj# LW201511						*Non-SIS*	
Type of Work: NEW ROAD CONSTRUCTION					Lead Agency: CITY OF LAKE WORTH		
CST	LF	0	0	0	0	1,171,000	1,171,000
Total		0	0	0	0	1,171,000	1,171,000
Prior Years Cost			Future Years Cost		Total Project Cost		1,171,000

Section 7 - O&M – Roadways

Phase	Fund Source	2016	2017	2018	2019	2020	Total
15TH AVE N, 16TH, 17TH, 18TH, TERRACE - Proj# LW201505						*Non-SIS*	
Type of Work: RESURFACING					Lead Agency: CITY OF LAKE WORTH		
CST	LF	0	0	932,000	0	0	932,000
	Total	0	0	932,000	0	0	932,000
Prior Years Cost		Future Years Cost		Total Project Cost		932,000	
Ardmore Way - Proj# RB201702						Length: .000 MI	*Non-SIS*
Type of Work: STORMWATER AND DRAINAGE					Lead Agency: Riviera Beach		
		Lanes (Existing/Improve/Addl): 2/ 2/ 0					
CST	LF	0	166,250	0	0	0	166,250
	Total	0	166,250	0	0	0	166,250
Prior Years Cost		Future Years Cost		Total Project Cost		166,250	
Avenue G (W. 18th Street to W. 20th Street) - Proj# RB201943						Length: .000 MI	*Non-SIS*
Type of Work: STORMWATER AND DRAINAGE					Lead Agency: Riviera Beach		
		Lanes (Existing/Improve/Addl): 2/ 2/ 0					
CST	LF	0	0	0	367,500	0	367,500
	Total	0	0	0	367,500	0	367,500
Prior Years Cost		Future Years Cost		Total Project Cost		367,500	
Avenue H (W. 13th Street to W. 15th Street) - Proj# RB201949						Length: .000 MI	*Non-SIS*
Type of Work: STORMWATER AND DRAINAGE					Lead Agency: Riviera Beach		
		Lanes (Existing/Improve/Addl): 2/ 2/ 0					
CST	LF	0	0	0	306,250	0	306,250
	Total	0	0	0	306,250	0	306,250
Prior Years Cost		Future Years Cost		Total Project Cost		306,250	
Avenue H East (Blue Heron to Silver Beach) - Proj# RB201947						Length: .000 MI	*Non-SIS*
Type of Work: STORMWATER AND DRAINAGE					Lead Agency: Riviera Beach		
		Lanes (Existing/Improve/Addl): 2/ 2/ 0					
CST	LF	0	0	0	1,662,500	0	1,662,500
	Total	0	0	0	1,662,500	0	1,662,500
Prior Years Cost		Future Years Cost		Total Project Cost		1,662,500	

Phase	Fund Source	2016	2017	2018	2019	2020	Total
Avenue H East (Blue Heron to W. 18th Street) - Proj# RB201941					Length: .000 MI	*Non-SIS*	
Type of Work: STORMWATER AND DRAINAGE					Lead Agency: Riviera Beach		
		Lanes (Existing/Improve/Addl): 2/ 2/ 0					
CST	LF	0	0	0	1,225,000	0	1,225,000
	Total	0	0	0	1,225,000	0	1,225,000
Prior Years Cost		Future Years Cost			Total Project Cost		1,225,000
Avenue H West (Blue Heron to W. 15th Street) - Proj# RB201945					Length: .000 MI	*Non-SIS*	
Type of Work: STORMWATER AND DRAINAGE					Lead Agency: Riviera Beach		
		Lanes (Existing/Improve/Addl): 2/ 2/ 0					
CST	LF	0	0	0	1,443,750	0	1,443,750
	Total	0	0	0	1,443,750	0	1,443,750
Prior Years Cost		Future Years Cost			Total Project Cost		1,443,750
Avenue H West (Blue Heron to W. 37th Street) - Proj# RB201946					Length: .000 MI	*Non-SIS*	
Type of Work: STORMWATER AND DRAINAGE					Lead Agency: Riviera Beach		
		Lanes (Existing/Improve/Addl): 2/ 2/ 0					
CST	LF	0	0	0	1,557,500	0	1,557,500
	Total	0	0	0	1,557,500	0	1,557,500
Prior Years Cost		Future Years Cost			Total Project Cost		1,557,500
Avenue O (W. 3rd Street to W. 1st Street) - Proj# RB201831					Length: .000 MI	*Non-SIS*	
Type of Work: STORMWATER AND DRAINAGE					Lead Agency: Riviera Beach		
		Lanes (Existing/Improve/Addl): 2/ 2/ 0					
CST	LF	0	0	236,250	0	0	236,250
	Total	0	0	236,250	0	0	236,250
Prior Years Cost		Future Years Cost			Total Project Cost		236,250
Avenue R (Blue Heron to W. 13th Street) - no curb - Proj# RB201827					Length: .000 MI	*Non-SIS*	
Type of Work: STORMWATER AND DRAINAGE					Lead Agency: Riviera Beach		
		Lanes (Existing/Improve/Addl): 2/ 2/ 0					
CST	LF	0	0	1,155,000	0	0	1,155,000
	Total	0	0	1,155,000	0	0	1,155,000
Prior Years Cost		Future Years Cost			Total Project Cost		1,155,000

Phase	Fund Source	2016	2017	2018	2019	2020	Total
Avenue R (W. 11th Street to W. 14th Street) - Proj# RB201839					Length: .000 MI	*Non-SIS*	
Type of Work: STORMWATER AND DRAINAGE					Lead Agency: Riviera Beach		
		Lanes (Existing/Improve/Addl): 2/ 2/ 0					
CST	LF	0	0	463,750	0	0	463,750
	Total	0	0	463,750	0	0	463,750
Prior Years Cost			Future Years Cost		Total Project Cost		463,750
Avenue T (W. 14th Street to W. 11th Street) - Proj# RB201840					Length: .000 MI	*Non-SIS*	
Type of Work: STORMWATER AND DRAINAGE					Lead Agency: Riviera Beach		
		Lanes (Existing/Improve/Addl): 2/ 2/ 0					
CST	LF	0	0	463,750	0	0	463,750
	Total	0	0	463,750	0	0	463,750
Prior Years Cost			Future Years Cost		Total Project Cost		463,750
Avenue T (W. 37th St. to W. 30th St.) - Proj# RB201621					Length: .000 MI	*Non-SIS*	
Type of Work: STORMWATER AND DRAINAGE					Lead Agency: Riviera Beach		
		Lanes (Existing/Improve/Addl): 2/ 2/ 0					
CST	LF	962,500	0	0	0	0	962,500
	Total	962,500	0	0	0	0	962,500
Prior Years Cost			Future Years Cost		Total Project Cost		962,500
BEELINE HIGHWAY/SR-710 AT NORTHLAKE BLVD. - Proj# 4350961					Length: .355 MI	*SIS*	*RSP*
Type of Work: LIGHTING					Lead Agency: FDOT		
New Project?: Yes					L RTP#: S8-P110-115		
Notes: NPV=1352684 INSTALL 15 LIGHT POLES, 19 MAST ARMS & ADD 22 NEW LUMINAIRES TO PROVIDE ADDITIONAL LIGHTING AT AND AROUND THE INTERSECTION.							
CST	SA	33,069	0	0	0	0	33,069
CST	HSP	254,178	0	0	0	0	254,178
	Total	287,247	0	0	0	0	287,247
Prior Years Cost		113,298	Future Years Cost		Total Project Cost		400,545

Phase	Fund Source	2016	2017	2018	2019	2020	Total	
Bowman Street Improvement - Proj# 301192						*Non-SIS*		
Type of Work: RESURFACING						Lead Agency: CITY OF GREENACRES		
Notes: Between Wallace Street and Military Trail. Schedule to coordinate with FDOT resurfacing of Military Trail. Project also includes drainage.								
CST	IF	0	0	0	150,000	0	150,000	
Total		0	0	0	150,000	0	150,000	
Prior Years Cost		Future Years Cost		Total Project Cost			150,000	
CITY OF BOCA RATON SIGNAL MAINTENANCE & OPS ON SHS - Proj# 4278025						Length: .000 MI	*Non-SIS*	
Type of Work: TRAFFIC SIGNALS						Lead Agency: MANAGED BY CITY OF BOCA RATON		
						L RTP#: S8-P110-115		
OPS	DDR	0	0	0	0	160,916	160,916	
Total		0	0	0	0	160,916	160,916	
Prior Years Cost		Future Years Cost		Total Project Cost			160,916	
CITY OF BOCA RATON SIGNAL MAINTENANCE & OPS ON STATE HWY SYSTEM (SHS) - Proj# 4278024						Length: .000 MI	*Non-SIS*	
Type of Work: TRAFFIC SIGNALS						Lead Agency: FDOT		
Notes: CITY OF BOCA RATON JPA FOR SIGNAL MAINTENANCE AND OPERATIONS ON THE SHS								
OPS	DITS	55,341	0	0	0	0	55,341	
OPS	DDR	89,059	148,732	153,194	157,790	162,524	711,299	
Total		144,400	148,732	153,194	157,790	162,524	766,640	
Prior Years Cost		86,465	Future Years Cost		Total Project Cost			853,105
CITY OF JUPITER LANDSCAPE MAINT JPA - Proj# 2339781						Length: .000 MI	*Non-SIS*	
Type of Work: ROUTINE MAINTENANCE						Lead Agency: FDOT		
						L RTP#: S8-P110-115		
Notes: LANDSCAPE MAINTENANCE OF ROW ON ALT A1A/US1/SR 5 AND SR 706.								
MNT	D	26,216	26,216	26,616	26,616	26,616	132,280	
Total		26,216	26,216	26,616	26,616	26,616	132,280	
Prior Years Cost		401,456	Future Years Cost		Total Project Cost			533,736

Phase	Fund Source	2016	2017	2018	2019	2020	Total
CLINT MOORE ROAD AT I-95 BRIDGE #930202 PAINTING OF STEEL SUPERSTRUCTURE - Proj# 4299571					Length: 0.126 MI	*Non-SIS*	
Type of Work: BRIDGE-REPAIR/REHABILITATION					Lead Agency: FDOT		
Lanes (Existing/Improve/Addl): 8/ 0/ 0					LRTP#: S8-P110-115		
Notes: APPLY CLASS 5 FINISH TO CONCRETE SURFACES TS=05-WORK IS ON THE BRIDGE NOT THE ROAD;BRDG IS STATE OWNED							
RRU	BRRP	0	45,000	0	0	0	45,000
CST	DS	0	0	475,558	0	0	475,558
CST	DIH	0	0	203,810	0	0	203,810
CST	BRRP	0	0	2,194,838	0	0	2,194,838
Total		0	45,000	2,874,206	0	0	2,919,206
Prior Years Cost		18,606	Future Years Cost		Total Project Cost		2,937,812
COLLEGE PARK IMPROVEMENTS - Proj# LW201504						*Non-SIS*	
Type of Work: RESURFACING					Lead Agency: CITY OF LAKE WORTH		
CST	LF	0	0	1,160,000	0	0	1,160,000
Total		0	0	1,160,000	0	0	1,160,000
Prior Years Cost			Future Years Cost		Total Project Cost		1,160,000
CR 880 (Old SR 80) Rehabilitation/Heavy Maintenance - Proj# PBC-880					Length: .000 MI	*Non-SIS*	
Type of Work: REHABILITATION					Lead Agency: PBC		
New Project?: Yes							
CST	GT	1,000,000	1,000,000	1,000,000	0	0	3,000,000
Total		1,000,000	1,000,000	1,000,000	0	0	3,000,000
Prior Years Cost		3,000,000	Future Years Cost		Total Project Cost		6,000,000
Coral Way - Proj# RB201707					Length: .000 MI	*Non-SIS*	
Type of Work: STORMWATER AND DRAINAGE					Lead Agency: Riviera Beach		
Lanes (Existing/Improve/Addl): 2/ 2/ 0							
CST	LF	0	1,050,000	0	0	0	1,050,000
Total		0	1,050,000	0	0	0	1,050,000
Prior Years Cost			Future Years Cost		Total Project Cost		1,050,000

Phase	Fund Source	2016	2017	2018	2019	2020	Total
Coral Way (N&S) - Proj# RB201713					Length: .000 MI	*Non-SIS*	
Type of Work: STORMWATER AND DRAINAGE					Lead Agency: Riviera Beach		
		Lanes (Existing/Improve/Addl): 2/ 2/ 0					
CST	LF	0	341,250	0	0	0	341,250
	Total	0	341,250	0	0	0	341,250
Prior Years Cost		Future Years Cost		Total Project Cost		341,250	
Dolphin Road - Proj# RB201708					Length: .000 MI	*Non-SIS*	
Type of Work: STORMWATER AND DRAINAGE					Lead Agency: Riviera Beach		
		Lanes (Existing/Improve/Addl): 2/ 2/ 0					
CST	LF	0	260,000	0	0	0	260,000
	Total	0	260,000	0	0	0	260,000
Prior Years Cost		Future Years Cost		Total Project Cost		260,000	
EAST OCEAN AVE/SR-804 JPA WPALM BEACH COUNTY FOR LANDSCAPE MAINTENANCE - Proj# 4085991					Length: .000 MI	*Non-SIS*	
Type of Work: ROUTINE MAINTENANCE					Lead Agency: FDOT		
					LRTP#: S8-P110-115		
Notes: JPA WITH PALM BEACH COUNTY FOR LANDSCAPE MAINTENANCE FOR SR-804 FROM THE TURNPIKE TO THE CITY LIMIT							
MNT	D	7,500	7,500	7,500	7,500	7,500	37,500
	Total	7,500	7,500	7,500	7,500	7,500	37,500
Prior Years Cost		95,000	Future Years Cost		Total Project Cost		132,500
EAST OCEAN AVE/SR-804 OVER ICWW BRIDGE PAINTING - Proj# 4311061					Length: .066 MI	*Non-SIS*	*RSP*
Type of Work: BRIDGE - PAINTING					Lead Agency: FDOT		
		Lanes (Existing/Improve/Addl): 2/ 0/ 0					
Notes: BRIDGE #930370 CHANGE TRANSPORTATION SYSTEM 05 TO 03 2013-07-23							
CST	DIH	0	212,286	0	0	0	212,286
CST	BRRP	0	3,365,160	0	0	0	3,365,160
CST	DDR	0	107,646	0	0	0	107,646
	Total	0	3,685,092	0	0	0	3,685,092
Prior Years Cost		20,000	Future Years Cost		Total Project Cost		3,705,092

Phase	Fund Source	2016	2017	2018	2019	2020	Total
ELM ST AND SOUTH F ST - Proj# LW201509						*Non-SIS*	
Type of Work: RESURFACING						Lead Agency: CITY OF LAKE WORTH	
CST	LF	0	0	0	0	493,000	493,000
Total		0	0	0	0	493,000	493,000
Prior Years Cost		Future Years Cost		Total Project Cost		493,000	
Emerald Dr. - Proj# RB201709						Length: .000 MI	*Non-SIS*
Type of Work: STORMWATER AND DRAINAGE						Lead Agency: Riviera Beach	
		Lanes (Existing/Improve/Addl): 2/ 2/ 0					
CST	LF	0	560,000	0	0	0	560,000
Total		0	560,000	0	0	0	560,000
Prior Years Cost		Future Years Cost		Total Project Cost		560,000	
FLORIDA TURNPIKE COMPUTER SOFTWARE PURCHASES - Proj# 4138912						Length: .000 MI	*SIS*
Type of Work: TOLL DATA CENTER						Lead Agency: FDOT	
New Project?: Yes							
CAP	PKYI	350,000	350,000	350,000	350,000	350,000	1,750,000
Total		350,000	350,000	350,000	350,000	350,000	1,750,000
Prior Years Cost		1,425,490	Future Years Cost		1,400,000	Total Project Cost	4,575,490
FLORIDA TURNPIKE COMPUTER SYSTEM HARDWARE ENHANCEMENTS - Proj# 4138911						Length: .000 MI	*SIS*
Type of Work: TOLL DATA CENTER						Lead Agency: FDOT	
						LRTP#: S8-P110-115	
CAP	PKYI	320,000	320,000	320,000	320,000	320,000	1,600,000
Total		320,000	320,000	320,000	320,000	320,000	1,600,000
Prior Years Cost		18,063,690	Future Years Cost		1,370,000	Total Project Cost	21,033,690
FLORIDA TURNPIKE PAINT BRIDGE #930159, (MAINLINE OVER BEELINE HWY/SR 710 / CSX RR) (MP 106) - Proj# 4354091						Length: .068 MI	*SIS*
Type of Work: BRIDGE - PAINTING						Lead Agency: FDOT	
New Project?: Yes						LRTP#: S8-P110-115	
		Lanes (Existing/Improve/Addl): 4/ 0/ 0					
PE	PKYR	0	122,690	0	0	0	122,690
CST	PKYR	0	0	1,014,887	0	0	1,014,887
Total		0	122,690	1,014,887	0	0	1,137,577
Prior Years Cost		Future Years Cost		Total Project Cost		1,137,577	

Phase	Fund Source	2016	2017	2018	2019	2020	Total
FLORIDA TURNPIKE RESURFACE MAINLINE IN PALM BEACH COUNTY FROM MP 106.1 TO 111.7 - Proj# 4365211					Length: 5.600 MI	*SIS*	*RSP*
Type of Work: RESURFACING					Lead Agency: FDOT		
					L RTP#: S8-P110-115		
PE	PKYR	0	646,733	0	0	0	646,733
CST	PKYR	0	0	7,850,530	0	0	7,850,530
Total		0	646,733	7,850,530	0	0	8,497,263
Prior Years Cost		1,500	Future Years Cost		Total Project Cost		8,498,763
FLORIDA TURNPIKE RESURFACE OF MAINLINE FROM MP102.6 TO 106.1 - Proj# 4351721					Length: 3.500 MI	*SIS*	*RSP*
Type of Work: RESURFACING					Lead Agency: FDOT		
New Project?: Yes					L RTP#: S8-P110-115		
		Lanes (Existing/Improve/Addl): 4/ 4/ 0					
CST	PKYR	0	2,941,817	0	0	0	2,941,817
Total		0	2,941,817	0	0	0	2,941,817
Prior Years Cost		14,002	Future Years Cost		Total Project Cost		2,955,819
FLORIDA TURNPIKE RESURFACE TURNPIKE MAINLINE (MP 92.53-102.6 NB & SB) & (90.1-90.3 NB) - Proj# 4351711					Length: 12.500 MI	*SIS*	*RSP*
Type of Work: RESURFACING					Lead Agency: FDOT		
New Project?: Yes					L RTP#: S8-P110-115		
		Lanes (Existing/Improve/Addl): 3/ 3/ 0					
PE	PKYR	1,204,534	0	0	0	0	1,204,534
CST	PKYR	0	14,269,212	0	0	0	14,269,212
Total		1,204,534	14,269,212	0	0	0	15,473,746
Prior Years Cost		59,090	Future Years Cost		Total Project Cost		15,532,836
FLORIDA TURNPIKE RESURFACING OF PGA BLVD EXIT RAMPS (NB AND SB) (MP 109) - Proj# 4293344					Length: .915 MI	*SIS*	
Type of Work: RESURFACING					Lead Agency: FDOT		
					L RTP#: S8-P110-115		
CST	PKYR	309,769	0	0	0	0	309,769
Total		309,769	0	0	0	0	309,769
Prior Years Cost			Future Years Cost		Total Project Cost		345,933
FLORIDA TURNPIKE ROADSIDE IMPROVEMENT FOR MAINLINE FROM MP102.6 TO MP106.1 - Proj# 4351723					Length: 3.500 MI	*SIS*	
Type of Work: GUARDRAIL					Lead Agency: FDOT		
New Project?: Yes							
		Lanes (Existing/Improve/Addl): 4/ 4/ 0					
CST	PKYI	0	243,447	0	0	0	243,447
Total		0	243,447	0	0	0	243,447
Prior Years Cost		219,200	Future Years Cost		Total Project Cost		462,647

Phase	Fund Source	2016	2017	2018	2019	2020	Total
FLORIDA TURNPIKE ROADSIDE IMPROVEMENT FOR MAINLINE FROM MP92.5 TO MP102.6 - Proj# 4351713					Length: 12.500 MI	*SIS*	
Type of Work:					Lead Agency: FDOT		
New Project?: Yes							
		Lanes (Existing/Improve/Addl): 3/ 3/ 0					
CST	PKYI	0	1,762,034	0	0	0	1,762,034
	Total	0	1,762,034	0	0	0	1,762,034
Prior Years Cost		219,200	Future Years Cost		Total Project Cost		1,981,234
FLORIDA TURNPIKE ROADSIDE IMPROVEMENTS FOR MAINLINE MP 106.1-111.7 - Proj# 4365213					Length: 5.600 MI	*SIS*	*RSP*
Type of Work: GUARDRAIL					Lead Agency: FDOT		
					LRTP#: S8-P110-115		
CST	PKYI	0	0	1,511,826	0	0	1,511,826
	Total	0	0	1,511,826	0	0	1,511,826
Prior Years Cost			Future Years Cost		Total Project Cost		1,511,826
FLORIDA TURNPIKE SUNPASS INFRASTRUCTURE - Proj# 4139081					Length: .000 MI	*SIS*	
Type of Work: TOLL COLLECTION					Lead Agency: FDOT		
					LRTP#: S8-P110-115		
CAP	PKYI	600,000	100,000	100,000	100,000	100,000	1,000,000
	Total	600,000	100,000	100,000	100,000	100,000	1,000,000
Prior Years Cost		8,525,165	Future Years Cost		Total Project Cost		9,925,165
FLORIDA TURNPIKE THERMOPLASTIC FOR GLADES RD INTERSECTION IMPROVEMENTS - Proj# 4356155					Length: .000 MI	*Non-SIS*	
Type of Work: SIGNING/PAVEMENT MARKINGS					Lead Agency: FDOT		
					LRTP#: S8-P110-115		
CST	PKYI	0	18,275	0	0	0	18,275
	Total	0	18,275	0	0	0	18,275
Prior Years Cost			Future Years Cost		Total Project Cost		18,275
FLORIDA TURNPIKE THERMOPLASTIC FOR GLADES RD NB EXIT RAMP IMPROVEMENTS (MP 75) - Proj# 4356152					Length: .100 MI	*SIS*	*RSP*
Type of Work: SIGNING/PAVEMENT MARKINGS					Lead Agency: FDOT		
					LRTP#: S8-P110-115		
CST	PKYI	0	32,467	0	0	0	32,467
	Total	0	32,467	0	0	0	32,467
Prior Years Cost			Future Years Cost		Total Project Cost		38,300

Phase	Fund Source	2016	2017	2018	2019	2020	Total
FLORIDA TURNPIKE THERMOPLASTIC FOR PGA BLVD INTERCHANGE IMPROVEMENT MP109 - Proj# 4293342					Length: .000 MI	*Non-SIS*	
Type of Work: SIGNING/PAVEMENT MARKINGS					Lead Agency: TURNPIKE		
CST	PKYI	0	16,325	0	0	0	16,325
	Total	0	16,325	0	0	0	16,325
Prior Years Cost		2,720	Future Years Cost		Total Project Cost		19,045
FLORIDA TURNPIKE THERMOPLASTIC FOR RESURFACING MAINLINE MP 106.1-111.7 - Proj# 4365212					Length: 5.600 MI	*SIS*	*RSP*
Type of Work: SIGNING/PAVEMENT MARKINGS					Lead Agency: FDOT		
					LRTP#: S8-P110-115		
CST	PKYR	0	0	0	256,033	0	256,033
	Total	0	0	0	256,033	0	256,033
Prior Years Cost			Future Years Cost		Total Project Cost		256,033
FLORIDA TURNPIKE THERMOPLASTIC OF MAINLINE RESURFACING FROM MP102.6 TO MP106.1 - Proj# 4351722					Length: 3.500 MI	*Non-SIS*	
Type of Work: SIGNING/PAVEMENT MARKINGS					Lead Agency: FDOT		
New Project?: Yes		Lanes (Existing/Improve/Addl): 4/ 0/ 0					
CST	PKYR	0	0	75,769	0	0	75,769
	Total	0	0	75,769	0	0	75,769
Prior Years Cost			Future Years Cost		Total Project Cost		75,769
FLORIDA TURNPIKE THERMOPLASTIC OF MAINLINE RESURFACING FROM MP92.5 TO MP102.6 - Proj# 4351712					Length: .200 MI	*Non-SIS*	
Type of Work: SIGNING/PAVEMENT MARKINGS					Lead Agency: FDOT		
New Project?: Yes		Lanes (Existing/Improve/Addl): 2/ 0/ 0					
CST	PKYR	0	0	507,083	0	0	507,083
	Total	0	0	507,083	0	0	507,083
Prior Years Cost			Future Years Cost		Total Project Cost		507,083
FLORIDA TURNPIKE VIDEO TOLLING - Proj# 4139212					Length: .000 MI	*Non-SIS*	
Type of Work: TOLL DATA CENTER					Lead Agency: FDOT		
New Project?: Yes							
CAP	PKYI	350,000	150,000	0	0	0	500,000
	Total	350,000	150,000	0	0	0	500,000
Prior Years Cost		12,260,467	Future Years Cost		Total Project Cost		12,760,467

Phase	Fund Source	2016	2017	2018	2019	2020	Total
Fairview Lane - Proj# RB201710					Length: .000 MI	*Non-SIS*	
Type of Work: STORMWATER AND DRAINAGE					Lead Agency: Riviera Beach		
		Lanes (Existing/Improve/Addl): 2/ 2/ 0					
CST	LF	0	1,006,250	0	0	0	1,006,250
	Total	0	1,006,250	0	0	0	1,006,250
<i>Prior Years Cost</i>			<i>Future Years Cost</i>		<i>Total Project Cost</i>		1,006,250
Glades Area R&R Throughout the Glades - Proj# PBC-GRR					Length: .000 MI	*Non-SIS*	
Type of Work:					Lead Agency: PBC		
New Project?: Yes							
Notes: Repair/Reconstruction							
CST	GT	700,000	700,000	700,000	0	0	2,100,000
	Total	700,000	700,000	700,000	0	0	2,100,000
<i>Prior Years Cost</i>		1,400,000	<i>Future Years Cost</i>		<i>Total Project Cost</i>		3,500,000
Grand Bahama Lane - Proj# RB201711					Length: .000 MI	*Non-SIS*	
Type of Work: STORMWATER AND DRAINAGE					Lead Agency: Riviera Beach		
		Lanes (Existing/Improve/Addl): 2/ 2/ 0					
CST	LF	0	507,500	0	0	0	507,500
	Total	0	507,500	0	0	0	507,500
<i>Prior Years Cost</i>			<i>Future Years Cost</i>		<i>Total Project Cost</i>		507,500
Haverhill Road Median Landscaping - Proj# 301178						*Non-SIS*	
Type of Work:					Lead Agency: CITY OF GREENACRES		
Notes: Between Lake Worth Road and Nash Trail.							
MNT	IF	0	115,000	0	0	0	115,000
	Total	0	115,000	0	0	0	115,000
<i>Prior Years Cost</i>			<i>Future Years Cost</i>		<i>Total Project Cost</i>		115,000

Phase	Fund Source	2016	2017	2018	2019	2020	Total
I-95 ASSET MANAGEMENT PALM BEACH COUNTY - Proj# 4329041					Length: 46.018 MI	*SIS*	*RSP*
Type of Work: ROUTINE MAINTENANCE					Lead Agency: FDOT		
Lanes (Existing/Improve/Addl): 9/ 0/ 0					LRTP#: S8-P110-115		
MNT	D	3,415,000	3,415,000	3,415,000	3,415,000	1,915,000	15,575,000
	Total	3,415,000	3,415,000	3,415,000	3,415,000	1,915,000	15,575,000
Prior Years Cost		8,330,000	Future Years Cost		Total Project Cost		23,905,000
I-95 ASSET MANAGEMENT PALM BEACH COUNTY - Proj# 4329042					Length: .000 MI	*SIS*	*RSP*
Type of Work: ROUTINE MAINTENANCE					Lead Agency: FDOT		
Lanes (Existing/Improve/Addl): 6/ 0/ 0					LRTP#: S8-P110-115		
MNT	D	0	0	0	0	2,000,000	2,000,000
	Total	0	0	0	0	2,000,000	2,000,000
Prior Years Cost			Future Years Cost		Total Project Cost		2,000,000
I-95 AT PGA BLVD INTERCHANGE, REPLACE HIGH MAST LIGHT POLES - Proj# 4321511					Length: .629 MI	*SIS*	*RSP*
Type of Work: LIGHTING					Lead Agency: FDOT		
Lanes (Existing/Improve/Addl): 6/ 0/ 0					LRTP#: S8-P110		
Notes: BRIDGE #930335, #930336, #930377, #930378							
PE	DIH	40,000	0	0	0	0	40,000
CST	DIH	0	0	35,200	0	0	35,200
CST	BRRP	0	0	534,817	0	0	534,817
	Total	40,000	0	570,017	0	0	610,017
Prior Years Cost			Future Years Cost		Total Project Cost		610,017
I-95 FROM C-18 TO PALM BEACH/MARTIN COUNTY LINE - Proj# 4342732					Length: 2.043 MI	*SIS*	*RSP*
Type of Work: RESURFACING					Lead Agency: FDOT		
New Project?: Yes					LRTP#: S8-P110-115		
Notes: NEW CANDIDATE RRR PROJECT							
CST	SA	0	234,560	0	0	0	234,560
CST	ACNP	0	3,509,539	0	0	0	3,509,539
	Total	0	3,744,099	0	0	0	3,744,099
Prior Years Cost		275,000	Future Years Cost		Total Project Cost		4,019,099

Phase	Fund Source	2016	2017	2018	2019	2020	Total
I-95 FROM L30 CANAL TO N. OF GATEWAY BLVD - Proj# 4275161					Length: 2.015 MI	*SIS*	*RSP*
Type of Work: RESURFACING					Lead Agency: FDOT		
Lanes (Existing/Improve/Addl): 5/ 5/ 0					LRTP#: S8-P110		
Notes: SB LIMITS= FROM THE L30 CANAL TO N. OF GATEWAY BLVD. NB LIMITS= FROM S. OF BOYNTON BCH BLVD TO N. OF GATEWAY BLVD I-95 PAVEMENT REPAIR							
PE	DS	500,000	0	0	0	0	500,000
RRU	ACNP	0	20,000	0	0	0	20,000
CST	ACNP	0	0	9,117,551	0	0	9,117,551
Total		500,000	20,000	9,117,551	0	0	9,637,551
Prior Years Cost		663,422	Future Years Cost		Total Project Cost		10,300,973
I-95 ON RAMP AT INDIANTOWN RD/SR-706 - Proj# 4351021					Length: 1.187 MI	*SIS*	*RSP*
Type of Work: RESURFACING					Lead Agency: FDOT		
New Project?: Yes					LRTP#: S8-P110-115		
Notes: NPV=2403556 MILL & RESURFACE THE PAVEMENT SURFACE AND REGROOVE CONCRETE PAVEMENT. INSTALL DRAINAGE INLETS & A TRENCH DRAIN. SIGNING & MARKING IMPROVEMENTS. INSPECT & CLEAN DRAINAGE SYSTEM.							
CST	DS	377,222	0	0	0	0	377,222
CST	DIH	39,025	0	0	0	0	39,025
Total		416,247	0	0	0	0	416,247
Prior Years Cost		150,608	Future Years Cost		Total Project Cost		566,855
I-95 SOUTHBOUND RAMPS AT GATEWAY BLVD. - Proj# 4363041					Length: .992 MI	*SIS*	*RSP*
Type of Work: RESURFACING					Lead Agency: FDOT		
					LRTP#: S8-P110-115		
Description: RESURFACE AND RESTRIPE SB I-95 ON/OFF RAMPS AND GATEWAY BLVD FROM HIGH RIDGE RD TO I-95 SOUTHBOUND RAMPS							
PE	ACNP	200,000	0	0	0	0	200,000
ENV	ACNP	20,000	0	0	0	0	20,000
CST	SA	0	0	0	0	113,400	113,400
RRU	ACNP	0	0	0	0	53,593	53,593
CST	ACNP	0	0	0	0	1,203,934	1,203,934
Total		220,000	0	0	0	1,370,927	1,590,927
Prior Years Cost			Future Years Cost		Total Project Cost		1,590,927

Phase	Fund Source	2016	2017	2018	2019	2020	Total
I-95/SIRV SEVERE INCIDENT RESPONSE PALM BCH CO. VEHICLE - Proj# 4223331					Length: .000 MI	*Non-SIS*	
Type of Work: OTHER ITS					Lead Agency: FDOT		
					L RTP#: S8-P110-115		
Notes: SEVERE INCIDENT RESPONSE VEHICLE(SIRV) SPECIAL VEHICLE FOR RESPONDING TO MAJOR FREEWAY INCIDENTS							
OPS	DDR	578,000	0	0	0	0	578,000
Total		578,000	0	0	0	0	578,000
Prior Years Cost		2,583,000	Future Years Cost		Total Project Cost		3,161,000
I-95/SIRV SEVERE INCIDENT RESPONSE PALM BCH CO. VEHICLE - Proj# 4223332					Length: .000 MI	*Non-SIS*	
Type of Work: OTHER ITS					Lead Agency: FDOT		
Notes: SEVERE INCIDENT RESPONSE VEHICLE(SIRV) SPECIAL VEHICLE FOR RESPONDING TO MAJOR FREEWAY INCIDENTS							
OPS	DDR	0	578,000	578,000	578,000	578,000	2,312,000
Total		0	578,000	578,000	578,000	578,000	2,312,000
Prior Years Cost			Future Years Cost		Total Project Cost		2,890,000
Island Drive - Proj# RB201706					Length: .000 MI	*Non-SIS*	
Type of Work: STORMWATER AND DRAINAGE					Lead Agency: Riviera Beach		
		Lanes (Existing/Improve/Addl): 2/ 2/ 0					
CST	LF	0	288,750	0	0	0	288,750
Total		0	288,750	0	0	0	288,750
Prior Years Cost			Future Years Cost		Total Project Cost		288,750
Jog Road Median Landscaping - Proj# 304210						*Non-SIS*	
Type of Work:					Lead Agency: CITY OF GREENACRES		
Notes: All medians between Summit and the L-14 Canal. Irrigation in first phase.							
MNT	LF	250,000	250,000	0	0	0	500,000
Total		250,000	250,000	0	0	0	500,000
Prior Years Cost			Future Years Cost		Total Project Cost		500,000

Phase	Fund Source	2016	2017	2018	2019	2020	Total
LAKE WORTH RD/SR-802 FROM MILITARY TRAIL/SR-809 TO CONGRESS AVE/SR-807 - Proj# 4345341					Length: 1.629 MI	*Non-SIS*	
Type of Work: LIGHTING					Lead Agency: FDOT		
New Project?: Yes							
Lanes (Existing/Improve/Addl): 3/ 3/ 0							
Notes: CHANGE TRANSPORTATION SYSTEM 05 TO 03 2013-07-23 CHANGE TRANSPORTATION SYSTEM 03 TO 05 2013-09-17 NPV=422591 INSTALL LUMINAIRES AND MAST ARMS ON THE SOUTH SIDE OF LAKE WORTH ROAD. D4-018 PROPOSED REF#. WAS COMBINED WITH 435098-1.							
PE	DIH	5,000	0	0	0	0	5,000
	HSP	75,000	0	0	0	0	75,000
Total		80,000	0	0	0	0	80,000
Prior Years Cost		Future Years Cost		Total Project Cost		80,000	
MOWING AND LITTER PICKUP OF VARIOUS ROADS IN PALM BEACH COUNTY - Proj# 4166781					Length: .000 MI	*Non-SIS*	
Type of Work: ROUTINE MAINTENANCE					Lead Agency: FDOT		
					LRTP#: S8-P110-115		
Notes: REIMBURSABLE MOA AGREEMENT WITH THE CITY OF RIVIERA BEACH FOR THE MOWING AND LITTER PICKUP OF VARIOUS ROADS IN PALM BEACH COUNTY							
MNT	D	18,404	18,404	18,404	18,404	18,404	92,020
Total		18,404	18,404	18,404	18,404	18,404	92,020
Prior Years Cost		184,040	Future Years Cost		Total Project Cost		276,060
Manor Drive - Proj# RB201705					Length: .000 MI	*Non-SIS*	
Type of Work: STORMWATER AND DRAINAGE					Lead Agency: Riviera Beach		
Lanes (Existing/Improve/Addl): 2/ 2/ 0							
CST	LF	0	533,750	0	0	0	533,750
Total		0	533,750	0	0	0	533,750
Prior Years Cost		Future Years Cost		Total Project Cost		533,750	
Morse Blvd. - Proj# RB201704					Length: .000 MI	*Non-SIS*	
Type of Work: STORMWATER AND DRAINAGE					Lead Agency: Riviera Beach		
Lanes (Existing/Improve/Addl): 2/ 2/ 0							
CST	LF	0	1,200,500	0	0	0	1,200,500
Total		0	1,200,500	0	0	0	1,200,500
Prior Years Cost		Future Years Cost		Total Project Cost		1,200,500	

Phase	Fund Source	2016	2017	2018	2019	2020	Total
NORTH F ST - 5TH TO 10TH - Proj# LW201503						*Non-SIS*	
Type of Work: RESURFACING					Lead Agency: CITY OF LAKE WORTH		
CST	LF	0	525,000	0	0	0	525,000
Total		0	525,000	0	0	0	525,000
Prior Years Cost		Future Years Cost		Total Project Cost			525,000
North and South 25th Court (W. of Avenue S) - Proj# RB201950						Length: .000 MI	*Non-SIS*
Type of Work: STORMWATER AND DRAINAGE					Lead Agency: Riviera Beach		
		Lanes (Existing/Improve/Addl): 2/ 2/ 0					
CST	LF	0	0	0	760,000	0	760,000
Total		0	0	0	760,000	0	760,000
Prior Years Cost		Future Years Cost		Total Project Cost			760,000
OKEECHOBEE BLVD/SR-704 ROYAL PARK BRIDGE#930506 OVER THE ICWW, REHAB - Proj# 4321521						Length: .211 MI	*Non-SIS*
Type of Work: BRIDGE - PAINTING					Lead Agency: FDOT		
		Lanes (Existing/Improve/Addl): 4/ 0/ 0			LRTP#: S8-P110-115		
Notes: STRUCTURAL STEEL COATING REMOVAL AND REPLACEMENT							
PE	DIH	20,000	0	0	0	0	20,000
CST	DIH	0	0	52,696	0	0	52,696
CST	BRRP	0	0	891,259	0	0	891,259
Total		20,000	0	943,955	0	0	963,955
Prior Years Cost		Future Years Cost		Total Project Cost			963,955
PALM BCH OPERATIONS CONTINUING CEI INSPECTION SUPPORT - Proj# 4327901						Length: .000 MI	*Non-SIS*
Type of Work: INSPECT CONSTRUCTION PROJS.					Lead Agency: FDOT		
					LRTP#: S8-P110-115		
CST	DDR	200,000	200,000	200,000	0	0	600,000
Total		200,000	200,000	200,000	0	0	600,000
Prior Years Cost		305,000	Future Years Cost		Total Project Cost		
					905,000		

Phase	Fund Source	2016	2017	2018	2019	2020	Total	
PALM BCH OPERATIONS GENERAL CEI CONSULTANT CONSTRUCTION SUPPORT - Proj# 4311992					Length: .000 MI	*Non-SIS*		
Type of Work: INSPECT CONSTRUCTION PROJS.					Lead Agency: PALM BEACH COUNTY			
CST	DIH	0	0	0	5,000	0	5,000	
CST	DDR	0	0	0	200,000	200,000	400,000	
Total		0	0	0	205,000	200,000	405,000	
Prior Years Cost		Future Years Cost			Total Project Cost		405,000	
PALM BCH OPERATIONS GENERAL CEI CONSULTANT CONSTRUCTION SUPPORT - Proj# 2295549					Length: .000 MI	*Non-SIS*		
Type of Work: INSPECT CONSTRUCTION PROJS.					Lead Agency: FDOT			
Notes: PB OPS CENTER CEI CONTRACT								
CST	DDR	200,000	0	0	0	0	200,000	
Total		200,000	0	0	0	0	200,000	
Prior Years Cost		455,000	Future Years Cost			Total Project Cost		655,000
PALM BCH OPERATIONS GENERAL CEI CONSULTANT CONSTRUCTION SUPPORT - Proj# 4311991					Length: .000 MI	*Non-SIS*		
Type of Work: INSPECT CONSTRUCTION PROJS.					Lead Agency: PALM BEACH COUNTY			
					LRTP#: S8-P110-115			
CST	DIH	5,000	0	0	0	0	5,000	
CST	DDR	200,000	200,000	200,000	0	0	600,000	
Total		205,000	200,000	200,000	0	0	605,000	
Prior Years Cost		Future Years Cost			Total Project Cost		605,000	
PALM BCH OPERATIONS GENERAL CEI CONSULTANT INSPECTION SUPPORT - Proj# 4337311					Length: .000 MI	*Non-SIS*		
Type of Work: INSPECT CONSTRUCTION PROJS.					Lead Agency: FDOT			
New Project?: Yes					LRTP#: S8-P110-115			
Notes: 5YR/\$5M CONTRACT, TASK WORK ORDER DRIVEN								
CST	DIH	15,000	0	0	0	0	15,000	
CST	DDR	200,000	200,000	200,000	200,000	200,000	1,000,000	
Total		215,000	200,000	200,000	200,000	200,000	1,015,000	
Prior Years Cost		Future Years Cost			Total Project Cost		1,015,000	

Phase	Fund Source	2016	2017	2018	2019	2020	Total
PALM BEACH - D/W INSPECTION SUPPORT - Proj# 4337381					Length: .000 MI	*Non-SIS*	
Type of Work: INSPECT CONSTRUCTION PROJS.					Lead Agency: FDOT		
					LRTP#: S8-P110-115		
CST	DIH	0	0	2,000	0	0	2,000
CST	DDR	0	0	200,000	200,000	200,000	600,000
Total		0	0	202,000	200,000	200,000	602,000
Prior Years Cost		Future Years Cost		Total Project Cost		602,000	
PALM BEACH CO NPDES - Proj# 2335144					Length: .000 MI	*Non-SIS*	
Type of Work: ROUTINE MAINTENANCE					Lead Agency: PALM BEACH COUNTY		
Notes: NPDES PROGRAM FOR PALM BEACH COUNTY NPDES-MS4; MUNICIPAL SEPERATE STORM SEWER SYSTEM							
MNT	D	0	12,788	12,788	12,788	12,788	51,152
Total		0	12,788	12,788	12,788	12,788	51,152
Prior Years Cost		Future Years Cost		Total Project Cost		51,152	
PALM BEACH CO STATE HWY SYS BRIDGES - Proj# 2337522					Length: .000 MI	*Non-SIS*	
Type of Work: ROUTINE MAINTENANCE					Lead Agency: FDOT		
MNT	D	500,000	500,000	500,000	500,000	500,000	2,500,000
Total		500,000	500,000	500,000	500,000	500,000	2,500,000
Prior Years Cost		9,038,141	Future Years Cost		Total Project Cost		11,538,141
PALM BEACH CO STATE HWY SYS ROADWAY - Proj# 2337521					Length: 79.063 MI	*Non-SIS*	*RSP*
Type of Work: ROUTINE MAINTENANCE					Lead Agency: FDOT		
Lanes (Existing/Improve/Addl): 5/ 0/ 0					LRTP#: S8-P110-115		
MNT	D	1,900,000	1,900,000	1,900,000	1,900,000	1,900,000	9,500,000
Total		1,900,000	1,900,000	1,900,000	1,900,000	1,900,000	9,500,000
Prior Years Cost		28,538,239	Future Years Cost		Total Project Cost		38,038,239
PALM BEACH COUNTY GUARDRAIL REPAIR PRIMARY ROADS - Proj# 2339926					Length: .000 MI	*Non-SIS*	
Type of Work: ROUTINE MAINTENANCE					Lead Agency: FDOT		
MNT	D	130,000	0	0	0	0	130,000
Total		130,000	0	0	0	0	130,000
Prior Years Cost		260,000	Future Years Cost		Total Project Cost		390,000

Phase	Fund Source	2016	2017	2018	2019	2020	Total
PALM BEACH COUNTY MOWING PRIMARY - Proj# 4045845					Length: .000 MI	*Non-SIS*	
Type of Work: ROUTINE MAINTENANCE					Lead Agency: FDOT		
MNT	D	280,000	280,000	0	0	0	560,000
	Total	280,000	280,000	0	0	0	560,000
Prior Years Cost		280,000	Future Years Cost		Total Project Cost		840,000
PALM BEACH COUNTY SPOT ASPHALT REPAIRS PRIMARY - Proj# 4275202					Length: .000 MI	*Non-SIS*	
Type of Work: ROUTINE MAINTENANCE					Lead Agency: FDOT		
MNT	D	210,000	210,000	0	0	0	420,000
	Total	210,000	210,000	0	0	0	420,000
Prior Years Cost		210,000	Future Years Cost		Total Project Cost		630,000
PALM BEACH COUNTY CLEARING AND GRUBBING PRIMARY - Proj# 4276263					Length: .000 MI	*Non-SIS*	
Type of Work: ROUTINE MAINTENANCE					Lead Agency: FDOT		
MNT	D	75,000	75,000	0	0	0	150,000
	Total	75,000	75,000	0	0	0	150,000
Prior Years Cost		75,000	Future Years Cost		Total Project Cost		225,000
PALM BEACH COUNTY CLEARING AND GRUBBING PRIMARY - Proj# 4276264					Length: .000 MI	*Non-SIS*	
Type of Work: ROUTINE MAINTENANCE					Lead Agency: FDOT		
MNT	D	0	0	75,000	75,000	75,000	225,000
	Total	0	0	75,000	75,000	75,000	225,000
Prior Years Cost			Future Years Cost		Total Project Cost		225,000
PALM BEACH COUNTY DESILTING PRIMARY - Proj# 4041977					Length: .000 MI	*Non-SIS*	
Type of Work: ROUTINE MAINTENANCE					Lead Agency: FDOT		
New Project?: Yes							
MNT	D	0	0	0	200,000	200,000	400,000
	Total	0	0	0	200,000	200,000	400,000
Prior Years Cost			Future Years Cost		Total Project Cost		400,000

Phase	Fund Source	2016	2017	2018	2019	2020	Total
PALM BEACH COUNTY DESILTING PRIMARY - Proj# 4041976					Length: .000 MI	*Non-SIS*	
Type of Work: ROUTINE MAINTENANCE					Lead Agency: FDOT		
MNT	D	200,000	200,000	200,000	0	0	600,000
	Total	200,000	200,000	200,000	0	0	600,000
Prior Years Cost		Future Years Cost			Total Project Cost		600,000
PALM BEACH COUNTY DITCH CLEANING - PRIMARY - Proj# 4086547					Length: .000 MI	*Non-SIS*	
Type of Work: ROUTINE MAINTENANCE					Lead Agency: FDOT		
New Project?: Yes							
MNT	D	0	0	0	60,000	60,000	120,000
	Total	0	0	0	60,000	60,000	120,000
Prior Years Cost		Future Years Cost			Total Project Cost		120,000
PALM BEACH COUNTY DITCH CLEANING - PRIMARY - Proj# 4086546					Length: .000 MI	*Non-SIS*	
Type of Work: ROUTINE MAINTENANCE					Lead Agency: FDOT		
MNT	D	60,000	60,000	60,000	0	0	180,000
	Total	60,000	60,000	60,000	0	0	180,000
Prior Years Cost		Future Years Cost			Total Project Cost		180,000
PALM BEACH COUNTY DRAINAGE VIDEO & G.I.S. MAPPING - Proj# 4297714					Length: .000 MI	*Non-SIS*	
Type of Work: ROUTINE MAINTENANCE					Lead Agency: FDOT		
MNT	D	0	0	0	250,000	0	250,000
	Total	0	0	0	250,000	0	250,000
Prior Years Cost		Future Years Cost			Total Project Cost		250,000
PALM BEACH COUNTY DRAINAGE VIDEO & G.I.S. MAPPING - Proj# 4297713					Length: .000 MI	*Non-SIS*	
Type of Work: ROUTINE MAINTENANCE					Lead Agency: FDOT		
MNT	D	0	250,000	0	0	0	250,000
	Total	0	250,000	0	0	0	250,000
Prior Years Cost		250,000	Future Years Cost		Total Project Cost		500,000

Phase	Fund Source	2016	2017	2018	2019	2020	Total
PALM BEACH COUNTY GUARDRAIL REPAIR PRIMARY ROADS - Proj# 2339927					Length: .000 MI	*Non-SIS*	
Type of Work: ROUTINE MAINTENANCE					Lead Agency: FDOT		
MNT	D	0	130,000	130,000	130,000	0	390,000
Total		0	130,000	130,000	130,000	0	390,000
Prior Years Cost		Future Years Cost		Total Project Cost		390,000	
PALM BEACH COUNTY GUARDRAIL REPAIR PRIMARY ROADS - Proj# 2339928					Length: .000 MI	*Non-SIS*	
Type of Work: ROUTINE MAINTENANCE					Lead Agency: FDOT		
					LRTP#: S8-P110-115		
MNT	D	0	0	0	0	135,000	135,000
Total		0	0	0	0	135,000	135,000
Prior Years Cost		Future Years Cost		Total Project Cost		135,000	
PALM BEACH COUNTY HERBICIDE PRIMARY - Proj# 4277994					Length: .000 MI	*Non-SIS*	
Type of Work: ROUTINE MAINTENANCE					Lead Agency: FDOT		
					LRTP#: S8-P110-115		
MNT	D	50,000	50,000	0	0	0	100,000
Total		50,000	50,000	0	0	0	100,000
Prior Years Cost		50,000	Future Years Cost		Total Project Cost		150,000
PALM BEACH COUNTY HERBICIDE PRIMARY - Proj# 4277995					Length: .000 MI	*Non-SIS*	
Type of Work: ROUTINE MAINTENANCE					Lead Agency: FDOT		
					LRTP#: S8-P110-115		
MNT	D	0	0	50,000	50,000	50,000	150,000
Total		0	0	50,000	50,000	50,000	150,000
Prior Years Cost		Future Years Cost		Total Project Cost		150,000	
PALM BEACH COUNTY INTERSTATE BRIDGES - Proj# 2342892					Length: .000 MI	*Non-SIS*	
Type of Work: ROUTINE MAINTENANCE					Lead Agency: FDOT		
Notes: 9115=BETTERMENT/SOUND WALL 9100=BETTERMENT @ MP .550NB PH 70 INCLUDES IN-HOUSE BRIDGE INSPECTIONS							
MNT	D	10,000	10,000	10,000	10,000	10,000	50,000
Total		10,000	10,000	10,000	10,000	10,000	50,000
Prior Years Cost		1,121,670	Future Years Cost		Total Project Cost		1,171,670

Phase	Fund Source	2016	2017	2018	2019	2020	Total
PALM BEACH COUNTY INTERSTATE ROADWAY - Proj# 2342891					Length: .000 MI	*Non-SIS*	*RSP*
Type of Work: ROUTINE MAINTENANCE					Lead Agency: FDOT		
Notes: 9115=BETTERMENT/SOUND WALL 9100=BETTERMENT @ MP .550NB					LRTP#: S8-P110-115		
MNT	D	20,000	20,000	20,000	20,000	20,000	100,000
Total		20,000	20,000	20,000	20,000	20,000	100,000
Prior Years Cost		15,250,060	Future Years Cost		Total Project Cost		15,350,060
PALM BEACH COUNTY ITS FACILITY O&M JPA - Proj# 4162582					Length: .000 MI	*Non-SIS*	
Type of Work: ITS FREEWAY MANAGEMENT					Lead Agency: FDOT		
Notes: O & M JPA TO OPERATE FACILITY							
OPS	DDR	50,000	50,000	50,000	50,000	0	200,000
Total		50,000	50,000	50,000	50,000	0	200,000
Prior Years Cost		50,000	Future Years Cost		Total Project Cost		250,000
PALM BEACH COUNTY ITS FACILITY OPERATE & MAINTAIN JPA - Proj# 4162583					Length: .000 MI	*Non-SIS*	
Type of Work: ITS FREEWAY MANAGEMENT					Lead Agency: FDOT		
Description: O & M JPA TO OPERATE FACILITY					LRTP#: S8-P110-115		
OPS	DDR	0	0	0	0	50,000	50,000
Total		0	0	0	0	50,000	50,000
Prior Years Cost			Future Years Cost		Total Project Cost		50,000
PALM BEACH COUNTY ITS MAINTENANCE - Proj# 4162554					Length: .000 MI	*Non-SIS*	
Type of Work: ITS FREEWAY MANAGEMENT					Lead Agency: FDOT		
New Project?: Yes							
MNT	D	0	0	0	1,800,000	1,800,000	3,600,000
Total		0	0	0	1,800,000	1,800,000	3,600,000
Prior Years Cost			Future Years Cost		Total Project Cost		9,000,000

Phase	Fund Source	2016	2017	2018	2019	2020	Total
PALM BEACH COUNTY ITS MAINTENANCE - Proj# 4162553					Length: .000 MI	*Non-SIS*	
Type of Work: ITS FREEWAY MANAGEMENT					Lead Agency: FDOT		
MNT	D	1,400,000	1,500,000	1,500,000	0	0	4,400,000
	Total	1,400,000	1,500,000	1,500,000	0	0	4,400,000
Prior Years Cost		2,600,000	Future Years Cost		Total Project Cost		7,000,000
PALM BEACH COUNTY JPA SIGNAL MAINTENANCE & OPS ON STATE HWY SYSTEM (SHS) - Proj# 4278023					Length: .000 MI	*Non-SIS*	
Type of Work: TRAFFIC SIGNALS					Lead Agency: FDOT		
Notes: PALM BEACH COUNTY JPA FOR SIGNAL MAINTENANCE AND OPERATIONS ON THE SHS							
OPS	DITS	626,709	0	0	0	0	626,709
OPS	DDR	935,547	1,609,124	1,657,398	1,707,120	1,758,333	7,667,522
	Total	1,562,256	1,609,124	1,657,398	1,707,120	1,758,333	8,294,231
Prior Years Cost			Future Years Cost		Total Project Cost		8,294,231
PALM BEACH COUNTY JPA'S FOR MAINTENANCE LIGHTING MAINTENANCE - Proj# 4051211					Length: .000 MI	*Non-SIS*	
Type of Work: ROUTINE MAINTENANCE					Lead Agency: FDOT		
					L RTP#: S8-P110-115		
Notes: PALM BEACH COUNTY HWY LIGHTING MAINTENANCE & OPERATIONS SEQ#01-XX =JPA'S WITH EACH LOCAL GOVERNMENT SEE WP33 ITEM COMMENT SCREEN							
MNT	DDR	2,178,396	2,243,873	2,311,229	2,380,564	2,451,981	11,566,043
	Total	2,178,396	2,243,873	2,311,229	2,380,564	2,451,981	11,566,043
Prior Years Cost		18,602,199	Future Years Cost		Total Project Cost		30,168,242
PALM BEACH COUNTY MOWING PRIMARY - Proj# 4045846					Length: .000 MI	*Non-SIS*	
Type of Work: ROUTINE MAINTENANCE					Lead Agency: FDOT		
MNT	D	0	0	280,000	280,000	280,000	840,000
	Total	0	0	280,000	280,000	280,000	840,000
Prior Years Cost			Future Years Cost		Total Project Cost		840,000
PALM BEACH COUNTY NORTH MOWING - PRIMARY - Proj# 4329192					Length: .000 MI	*Non-SIS*	
Type of Work: ROUTINE MAINTENANCE					Lead Agency: FDOT		
					L RTP#: S8-P110-115		
MNT	D	140,000	140,000	0	0	0	280,000
	Total	140,000	140,000	0	0	0	280,000
Prior Years Cost		140,000	Future Years Cost		Total Project Cost		420,000

Phase	Fund Source	2016	2017	2018	2019	2020	Total	
PALM BEACH COUNTY NORTH MOWING - PRIMARY - Proj# 4329193					Length: .000 MI	*Non-SIS*		
Type of Work: ROUTINE MAINTENANCE					Lead Agency: FDOT			
					LRTP#: S8-P110-115			
MNT	D	0	0	140,000	140,000	140,000	420,000	
Total		0	0	140,000	140,000	140,000	420,000	
Prior Years Cost		Future Years Cost			Total Project Cost		420,000	
PALM BEACH COUNTY PAVEMENT MARKERS PRIMARY - Proj# 4130826					Length: .000 MI	*Non-SIS*		
Type of Work: ROUTINE MAINTENANCE					Lead Agency: FDOT			
New Project?: Yes								
MNT	D	0	0	0	0	50,000	50,000	
Total		0	0	0	0	50,000	50,000	
Prior Years Cost		Future Years Cost			Total Project Cost		50,000	
PALM BEACH COUNTY PAVEMENT MARKERS PRIMARY - Proj# 4130825					Length: .000 MI	*Non-SIS*		
Type of Work: ROUTINE MAINTENANCE					Lead Agency: FDOT			
Notes: RETRO-REFLECTIVE PAVEMENT MARKERS (RPM'S)								
MNT	D	0	50,000	50,000	50,000	0	150,000	
Total		0	50,000	50,000	50,000	0	150,000	
Prior Years Cost		Future Years Cost			Total Project Cost		150,000	
PALM BEACH COUNTY PAVEMENT MARKERS PRIMARY - Proj# 4130824					Length: .000 MI	*Non-SIS*		
Type of Work: ROUTINE MAINTENANCE					Lead Agency: FDOT			
Notes: RETRO-REFLECTIVE PAVEMENT MARKERS (RPM'S)								
MNT	D	50,000	0	0	0	0	50,000	
Total		50,000	0	0	0	0	50,000	
Prior Years Cost		125,000	Future Years Cost			Total Project Cost		175,000

Phase	Fund Source	2016	2017	2018	2019	2020	Total
PALM BEACH COUNTY PAVEMENT MARKING AND SIGNING - Proj# 4292501					Length: .000 MI	*Non-SIS*	
Type of Work: SIGNING/PAVEMENT MARKINGS					Lead Agency: FDOT		
Notes: CHANGE TRANSPORTATION SYSTEM 05 TO 03 2013-07-23					LRTP#: S8-P110-115		
CST	DIH	30,577	0	0	0	0	30,577
CST	DDR	466,347	0	0	0	0	466,347
Total		496,924	0	0	0	0	496,924
Prior Years Cost		Future Years Cost		Total Project Cost		496,924	
PALM BEACH COUNTY PAVEMENT MARKING AND SIGNING - Proj# 4292503					Length: .000 MI	*Non-SIS*	
Type of Work: SIGNING/PAVEMENT MARKINGS					Lead Agency: FDOT		
					LRTP#: S8-P110-115		
CST	DIH	0	0	0	0	20,000	20,000
CST	DDR	0	0	0	0	400,000	400,000
Total		0	0	0	0	420,000	420,000
Prior Years Cost		Future Years Cost		Total Project Cost		420,000	
PALM BEACH COUNTY PAVEMENT MARKING AND SIGNING - Proj# 4292502					Length: .000 MI	*Non-SIS*	
Type of Work: SIGNING/PAVEMENT MARKINGS					Lead Agency: FDOT		
Notes: CHANGE TRANSPORTATION SYSTEM 05 TO 03 2013-07-23							
CST	DIH	0	0	31,499	0	0	31,499
CST	DDR	0	0	477,402	0	0	477,402
Total		0	0	508,901	0	0	508,901
Prior Years Cost		Future Years Cost		Total Project Cost		508,901	
PALM BEACH COUNTY PAVEMENT MARKINGS PRIMARY - Proj# 2339848					Length: .000 MI	*Non-SIS*	
Type of Work: ROUTINE MAINTENANCE					Lead Agency: FDOT		
New Project?: Yes							
MNT	D	0	0	0	400,000	400,000	800,000
Total		0	0	0	400,000	400,000	800,000
Prior Years Cost		Future Years Cost		Total Project Cost		800,000	

Phase	Fund Source	2016	2017	2018	2019	2020	Total
PALM BEACH COUNTY PAVEMENT MARKINGS PRIMARY - Proj# 2339847					Length: .000 MI	*Non-SIS*	
Type of Work: ROUTINE MAINTENANCE					Lead Agency: FDOT		
Notes: PMS + PAVEMENT MARKINGS							
MNT	D	0	400,000	400,000	0	0	800,000
Total		0	400,000	400,000	0	0	800,000
Prior Years Cost		Future Years Cost		Total Project Cost		800,000	
PALM BEACH COUNTY PAVEMENT MARKINGS PRIMARY - Proj# 2339846					Length: .000 MI	*Non-SIS*	
Type of Work: ROUTINE MAINTENANCE					Lead Agency: FDOT		
MNT	D	400,000	0	0	0	0	400,000
Total		400,000	0	0	0	0	400,000
Prior Years Cost		400,000	Future Years Cost		Total Project Cost		800,000
PALM BEACH COUNTY PRESSURE CLEANING AND COATING - Proj# 4362201					Length: .000 MI	*Non-SIS*	
Type of Work: ROUTINE MAINTENANCE					Lead Agency: FDOT		
					LRTP#: S8-P110-115		
MNT	D	100,000	100,000	0	0	0	200,000
Total		100,000	100,000	0	0	0	200,000
Prior Years Cost		100,000	Future Years Cost		Total Project Cost		300,000
PALM BEACH COUNTY PRIMARY MOT - Proj# 4063506					Length: .000 MI	*Non-SIS*	
Type of Work: ROUTINE MAINTENANCE					Lead Agency: FDOT		
MNT	D	25,000	25,000	25,000	0	0	75,000
Total		25,000	25,000	25,000	0	0	75,000
Prior Years Cost		Future Years Cost		Total Project Cost		75,000	
PALM BEACH COUNTY PRIMARY MOT - Proj# 4063507					Length: .000 MI	*Non-SIS*	
Type of Work: ROUTINE MAINTENANCE					Lead Agency: FDOT		
New Project?: Yes							
MNT	D	0	0	0	25,000	25,000	50,000
Total		0	0	0	25,000	25,000	50,000
Prior Years Cost		Future Years Cost		Total Project Cost		50,000	

Phase	Fund Source	2016	2017	2018	2019	2020	Total
PALM BEACH COUNTY PRIMARY THERMOPLASTIC STRIPING - Proj# 4292803					Length: .000 MI	*Non-SIS*	
Type of Work: SIGNING/PAVEMENT MARKINGS					Lead Agency: FDOT		
Notes: CHANGE TRANSPORTATION SYSTEM 05 TO 03 2013-07-23							
CST	DDR	470,238	0	0	0	0	470,238
	Total	470,238	0	0	0	0	470,238
Prior Years Cost		Future Years Cost		Total Project Cost		470,238	
PALM BEACH COUNTY PRIMARY THERMOPLASTIC STRIPING - Proj# 4292804					Length: .000 MI	*Non-SIS*	
Type of Work: SIGNING/PAVEMENT MARKINGS					Lead Agency: FDOT		
Notes: CHANGE TRANSPORTATION SYSTEM 05 TO 03 2013-07-23							
CST	DDR	0	0	296,700	0	0	296,700
	Total	0	0	296,700	0	0	296,700
Prior Years Cost		Future Years Cost		Total Project Cost		296,700	
PALM BEACH COUNTY PUSH BUTTON CONTRACT TRAFFIC OPS (ROADWAY) - Proj# 2298338					Length: .000 MI	*Non-SIS*	
Type of Work: MISCELLANEOUS CONSTRUCTION					Lead Agency: FDOT		
Notes: CHANGE TRANSPORTATION SYSTEM 05 TO 03 2013-07-23							
CST	DS	1,143,868	0	0	0	0	1,143,868
CST	DIH	34,932	0	0	0	0	34,932
	Total	1,178,800	0	0	0	0	1,178,800
Prior Years Cost		Future Years Cost		Total Project Cost		1,178,800	
PALM BEACH COUNTY PUSH BUTTON CONTRACT TRAFFIC OPS (ROADWAY) - Proj# 4363401					Length: .000 MI	*Non-SIS*	
Type of Work: MISCELLANEOUS CONSTRUCTION					Lead Agency: FDOT		
					LRTP#: S8-P110-115		
CST	DIH	0	0	0	0	90,000	90,000
CST	DDR	0	0	0	0	1,000,000	1,000,000
	Total	0	0	0	0	1,090,000	1,090,000
Prior Years Cost		Future Years Cost		Total Project Cost		1,090,000	

Phase	Fund Source	2016	2017	2018	2019	2020	Total
PALM BEACH COUNTY PUSH BUTTON CONTRACT TRAFFIC OPS (ROADWAY) - Proj# 2298339					Length: .000 MI	*Non-SIS*	
Type of Work: MISCELLANEOUS CONSTRUCTION					Lead Agency: FDOT		
Notes: CHANGE TRANSPORTATION SYSTEM 05 TO 03 2013-07-23							
CST	DIH	0	0	75,000	0	0	75,000
CST	DDR	0	0	1,136,676	0	0	1,136,676
Total		0	0	1,211,676	0	0	1,211,676
Prior Years Cost		Future Years Cost		Total Project Cost		1,211,676	
PALM BEACH COUNTY PUSH-BUTTON CONTRACT FOR SIGNALIZATION - Proj# 4259605					Length: .000 MI	*Non-SIS*	
Type of Work: TRAFFIC CONTROL DEVICES/SYSTEM					Lead Agency: FDOT		
New Project?: Yes							
CST	DIH	0	0	0	56,661	0	56,661
CST	DDR	0	0	0	1,132,576	0	1,132,576
Total		0	0	0	1,189,237	0	1,189,237
Prior Years Cost		Future Years Cost		Total Project Cost		1,189,237	
PALM BEACH COUNTY PUSH-BUTTON CONTRACT FOR SIGNALIZATION - Proj# 4259604					Length: .000 MI	*Non-SIS*	
Type of Work: TRAFFIC CONTROL DEVICES/SYSTEM					Lead Agency: PALM BEACH COUNTY		
Notes: TRAFFIC OPS PUSH-BUTTON CONTRACT							
CST	DS	0	1,140,169	0	0	0	1,140,169
CST	DIH	0	104,033	0	0	0	104,033
Total		0	1,244,202	0	0	0	1,244,202
Prior Years Cost		Future Years Cost		Total Project Cost		1,244,202	
PALM BEACH COUNTY ROAD RANGER SERVICE PATROL - Proj# 2319243					Length: .000 MI	*Non-SIS*	
Type of Work: SERVICE PATROL/FHP					Lead Agency: FDOT		
Notes: FREEWAY SERVICE PATROL ON INTERSTATE/ 24/7 SERVICE							
MNT	DDR	830,000	0	0	0	0	830,000
Total		830,000	0	0	0	0	830,000
Prior Years Cost		7,850,108	Future Years Cost		Total Project Cost		8,680,108

Phase	Fund Source	2016	2017	2018	2019	2020	Total
PALM BEACH COUNTY ROAD RANGER SERVICE PATROL - Proj# 2319244					Length: .000 MI	*Non-SIS*	
Type of Work: SERVICE PATROL/FHP					Lead Agency: FDOT		
Notes: FREEWAY SERVICE PATROL ON INTERSTATE/ 24/7 SERVICE							
MNT	DDR	667,000	1,497,000	1,497,000	1,497,000	1,497,000	6,655,000
	Total	667,000	1,497,000	1,497,000	1,497,000	1,497,000	6,655,000
Prior Years Cost			Future Years Cost	1,497,000	Total Project Cost		8,152,000
PALM BEACH COUNTY SPOT ASPHALT REPAIRS RIMARY - Proj# 4275203					Length: .000 MI	*Non-SIS*	
Type of Work: ROUTINE MAINTENANCE					Lead Agency: FDOT		
MNT	D	0	0	210,000	210,000	210,000	630,000
	Total	0	0	210,000	210,000	210,000	630,000
Prior Years Cost			Future Years Cost		Total Project Cost		630,000
PALM BEACH COUNTY STATE HWY SYSTEM SIGNAGE - Proj# 4339381					Length: .000 MI	*Non-SIS*	
Type of Work: ROUTINE MAINTENANCE					Lead Agency: FDOT		
New Project?: Yes					LRTP#: S8-P110-115		
MNT	D	99,716	0	0	0	0	99,716
	Total	99,716	0	0	0	0	99,716
Prior Years Cost		199,432	Future Years Cost		Total Project Cost		299,148
PALM BEACH COUNTY STATE HWY SYSTEM SIGNAGE - Proj# 4339383					Length: .000 MI	*SIS*	*RSP*
Type of Work: ROUTINE MAINTENANCE					Lead Agency: FDOT		
					LRTP#: S8-P110-115		
MNT	D	0	0	0	0	120,000	120,000
	Total	0	0	0	0	120,000	120,000
Prior Years Cost			Future Years Cost		Total Project Cost		120,000
PALM BEACH COUNTY STATE HWY SYSTEM SIGNAGE - Proj# 4339382					Length: .000 MI	*Non-SIS*	
Type of Work: ROUTINE MAINTENANCE					Lead Agency: FDOT		
New Project?: Yes							
MNT	D	0	120,000	120,000	120,000	0	360,000
	Total	0	120,000	120,000	120,000	0	360,000
Prior Years Cost			Future Years Cost		Total Project Cost		360,000

Phase	Fund Source	2016	2017	2018	2019	2020	Total	
PALM BEACH COUNTY SWEEPING - PRIMARY - Proj# 4064217					Length: .000 MI	*Non-SIS*		
Type of Work: ROUTINE MAINTENANCE					Lead Agency: FDOT			
New Project?: Yes								
MNT	D	0	0	0	0	300,000	300,000	
	Total	0	0	0	0	300,000	300,000	
Prior Years Cost		Future Years Cost			Total Project Cost		300,000	
PALM BEACH COUNTY SWEEPING - PRIMARY - Proj# 4064215					Length: .000 MI	*Non-SIS*		
Type of Work: ROUTINE MAINTENANCE					Lead Agency: FDOT			
MNT	D	213,427	0	0	0	0	213,427	
	Total	213,427	0	0	0	0	213,427	
Prior Years Cost		350,961	Future Years Cost			Total Project Cost		564,388
PALM BEACH COUNTY SWEEPING - PRIMARY - Proj# 4064216					Length: .000 MI	*Non-SIS*		
Type of Work: ROUTINE MAINTENANCE					Lead Agency: FDOT			
MNT	D	0	250,000	250,000	250,000	0	750,000	
	Total	0	250,000	250,000	250,000	0	750,000	
Prior Years Cost		Future Years Cost			Total Project Cost		750,000	
PALM BEACH COUNTY UNPAVED SHOULDERS INTERSTATE - Proj# 4277792					Length: .000 MI	*Non-SIS*		
Type of Work: ROUTINE MAINTENANCE					Lead Agency: FDOT			
MNT	D	140,000	0	0	0	0	140,000	
	Total	140,000	0	0	0	0	140,000	
Prior Years Cost		280,000	Future Years Cost			Total Project Cost		420,000
PALM BEACH COUNTY UNPAVED SHOULDERS PRIMARY - Proj# 4277793					Length: .000 MI	*Non-SIS*		
Type of Work: ROUTINE MAINTENANCE					Lead Agency: FDOT			
MNT	D	0	140,000	140,000	140,000	0	420,000	
	Total	0	140,000	140,000	140,000	0	420,000	
Prior Years Cost		Future Years Cost			Total Project Cost		420,000	

Phase	Fund Source	2016	2017	2018	2019	2020	Total
PALM BEACH COUNTY UNPAVED SHOULDERS PRIMARY - Proj# 4277794					Length: .000 MI	*Non-SIS*	
Type of Work: ROUTINE MAINTENANCE					Lead Agency: FDOT		
New Project?: Yes							
MNT	D	0	0	0	0	140,000	140,000
	Total	0	0	0	0	140,000	140,000
Prior Years Cost		Future Years Cost		Total Project Cost		140,000	
PALM BEACH COUNTY YOUTH PROGRAM - Proj# 4274033					Length: .000 MI	*Non-SIS*	
Type of Work: ROUTINE MAINTENANCE					Lead Agency: PALM BEACH COUNTY		
MNT	D	0	300,000	300,000	300,000	0	900,000
	Total	0	300,000	300,000	300,000	0	900,000
Prior Years Cost		Future Years Cost		Total Project Cost		900,000	
PALM BEACH COUNTY YOUTH PROGRAM - Proj# 4274034					Length: .000 MI	*Non-SIS*	
Type of Work: ROUTINE MAINTENANCE					Lead Agency: FDOT		
					L RTP#: S8-P110-115		
MNT	D	0	0	0	0	300,000	300,000
	Total	0	0	0	0	300,000	300,000
Prior Years Cost		Future Years Cost		Total Project Cost		300,000	
PALM BEACH COUNTY YOUTH PROGRAM - Proj# 4274032					Length: .000 MI	*Non-SIS*	
Type of Work: ROUTINE MAINTENANCE					Lead Agency: FDOT		
MNT	D	300,000	0	0	0	0	300,000
	Total	300,000	0	0	0	0	300,000
Prior Years Cost		600,003	Future Years Cost		Total Project Cost		900,003
PALM BEACH NPDES CORRECTIVE ACTIONS - Proj# 4283344					Length: .000 MI	*Non-SIS*	
Type of Work: ROUTINE MAINTENANCE					Lead Agency: FDOT		
Notes: STORM WATER FACILITIES EXFILTRATION							
MNT	D	0	0	200,000	200,000	200,000	600,000
	Total	0	0	200,000	200,000	200,000	600,000
Prior Years Cost		Future Years Cost		Total Project Cost		600,000	

Phase	Fund Source	2016	2017	2018	2019	2020	Total
PALM BEACH NPDES CORRECTIVE ACTIONS - Proj# 4283343					Length: .000 MI	*Non-SIS*	
Type of Work: ROUTINE MAINTENANCE					Lead Agency: FDOT		
Notes: STORM WATER FACILITIES EXFILTRATION							
MNT	D	200,000	200,000	0	0	0	400,000
Total		200,000	200,000	0	0	0	400,000
Prior Years Cost		200,000	Future Years Cost		Total Project Cost		600,000
PBC SHS LANDSCAPE MAINTENANCE AGREEMENT ON 4 STATE HIGHWAYS - Proj# 4162161					Length: .000 MI	*Non-SIS*	
Type of Work: ROUTINE MAINTENANCE					Lead Agency: FDOT		
					LRTP#: S8-P110-115		
Notes: REIMBURSABLE MOA AGREEMENT WITH PALM BEACH COUNTY FOR THE MAINTENANCE ON SR-802, SR-704, SR-7 & SR-882 PERPETUAL AGREEMENT LOA ISSUED EACH YR BY DOT							
MNT	D	151,093	151,093	151,093	151,093	151,093	755,465
Total		151,093	151,093	151,093	151,093	151,093	755,465
Prior Years Cost		1,682,165	Future Years Cost		Total Project Cost		2,437,630
PBG NPDES/Stormwater Drainage Improvements - Proj# PBG141907					Length: .000 MI	*Non-SIS*	
Type of Work: STORMWATER AND DRAINAGE							
CPLN	GT	500,000	500,000	500,000	500,000	0	2,000,000
Total		500,000	500,000	500,000	500,000	0	2,000,000
Prior Years Cost		1,000,000	Future Years Cost		Total Project Cost		3,000,000
PGA BLVD/SR-786 FROM BEELINE HWY/SR-710 TO C-18 CANAL (W. OF FLORIDA TURNPIKE) - Proj# 2293962					Length: 2.000 MI	*Non-SIS*	
Type of Work: ROAD RECONSTRUCTION - 2 LANE					Lead Agency: FDOT		
New Project?: Yes							
Lanes (Existing/Improve/Addl): 2/ 0/ 0							
Notes: RAISE THE ROADWAY PROFILE 4 FT; REPLACE EXISTING CULVERT AT MP 0.725; PHASE 32-02: SURVEY/SUE CHANGE TRANSPORTATION SYSTEM 05 TO 03 2013-07-23 CONVERTED TO CC 9 ON 9/24/13 AND CONSTRUCTION ADVANCED TO CHANGE TRANSPORTATION SYSTEM 03 TO 05 2013-09-17 FY 2015 PER CENTRAL OFFICE.							
INC	DDR	0	250,000	0	0	0	250,000
Total		0	250,000	0	0	0	250,000
Prior Years Cost		8,598,067	Future Years Cost		Total Project Cost		8,848,067

Phase	Fund Source	2016	2017	2018	2019	2020	Total
Pavement Resurfacing - Proj# 420028						*Non-SIS*	
Type of Work:					Lead Agency: CITY OF BOCA RATON		
CST	GT	850,000	850,000	850,000	850,000	850,000	4,250,000
	Total	850,000	850,000	850,000	850,000	850,000	4,250,000
Prior Years Cost		850,000	Future Years Cost		Total Project Cost		5,100,000
Powell Drive - Proj# RB201703					Length: .000 MI	*Non-SIS*	
Type of Work: STORMWATER AND DRAINAGE					Lead Agency: Riviera Beach		
		Lanes (Existing/Improve/Addl): 2/ 2/ 0					
CST	LF	0	787,500	0	0	0	787,500
	Total	0	787,500	0	0	0	787,500
Prior Years Cost			Future Years Cost		Total Project Cost		787,500
ROAD MAINTENANCE & STREETScape - Proj# PBC-MNT					Length: .000 MI	*Non-SIS*	
Type of Work: ROUTINE MAINTENANCE					Lead Agency: PBC		
MNT	GT	4,764,000	4,764,000	4,764,000	4,764,000	0	19,056,000
	Total	4,764,000	4,764,000	4,764,000	4,764,000	0	19,056,000
Prior Years Cost		4,764,000	Future Years Cost		Total Project Cost		23,820,000
Railroad Crossings - Proj# 420048						*Non-SIS*	
Type of Work:					Lead Agency: CITY OF BOCA RATON		
CST	GT	245,000	100,000	100,000	100,000	100,000	645,000
	Total	245,000	100,000	100,000	100,000	100,000	645,000
Prior Years Cost		325,000	Future Years Cost		Total Project Cost		970,000
Reserve-Bridges Countywide - Proj# PBC-BRG					Length: .000 MI	*Non-SIS*	
Type of Work: BRIDGE-REPAIR/REHABILITATION					Lead Agency: PBC		
New Project?: Yes							
Notes: Rehab./Repair/Replacement							
CST	GT	2,210,000	3,800,000	500,000	0	0	6,510,000
	Total	2,210,000	3,800,000	500,000	0	0	6,510,000
Prior Years Cost		6,870,000	Future Years Cost		Total Project Cost		13,380,000

Phase	Fund Source	2016	2017	2018	2019	2020	Total
S EAST COAST ST AND SOUTH H ST - Proj# LW201512						*Non-SIS*	
Type of Work: RESURFACING						Lead Agency: CITY OF LAKE WORTH	
CST	LF	0	0	0	0	1,528,000	1,528,000
Total		0	0	0	0	1,528,000	1,528,000
Prior Years Cost		Future Years Cost		Total Project Cost		1,528,000	
SIS NHS CONNECTOR 4 DMS SIGNS AT 45TH ST. & W. BLUE HERON BLVD. - Proj# 4333011						Length: .730 MI	*Non-SIS*
Type of Work: DYNAMIC MESSAGE SIGN						Lead Agency: FDOT	
Lanes (Existing/Improve/Addl): 6/ 0/ 0							
PE	DIH	6,353	0	0	0	0	6,353
DSB	SA	50,620	0	0	0	0	50,620
Total		56,973	0	0	0	0	56,973
Prior Years Cost		1,004,117	Future Years Cost		Total Project Cost		1,061,090
SOUTH B,C,F - 3RD TO 6TH AND 3RD,4TH,5TH AVE S - C TO F - Proj# LW201508						*Non-SIS*	
Type of Work: RESURFACING						Lead Agency: CITY OF LAKE WORTH	
CST	LF	0	0	0	0	2,370,000	2,370,000
Total		0	0	0	0	2,370,000	2,370,000
Prior Years Cost		Future Years Cost		Total Project Cost		2,370,000	
SOUTH C,D,E,F - LAKE TO 3RD AVE S - Proj# LW201507						*Non-SIS*	
Type of Work: RESURFACING						Lead Agency: CITY OF LAKE WORTH	
CST	LF	0	0	0	1,870,000	0	1,870,000
Total		0	0	0	1,870,000	0	1,870,000
Prior Years Cost		Future Years Cost		Total Project Cost		1,870,000	
SPANISH RIVER BLVD/SR-800 OVER ICWW - Proj# 4321541						Length: .092 MI	*Non-SIS*
Type of Work: BRIDGE REHABILITATION						Lead Agency: FDOT	*RSP*
Lanes (Existing/Improve/Addl): 4/ 0/ 0						LRTP#: S8-P110-115	
Notes: BRIDGE #930154, #930226 REPLACE SPAN LOCKS, SPALL REPAIR, OVERCOAT STRUCTURAL STEEL, AND APPLY CLASS 5 FINISH TO CONCRETE SURFACES. CHANGE TRANSPORTATION SYSTEM 05 TO 03 2013-07-23 CHANGE TRANSPORTATION SYSTEM 03 TO 05 2013-09-17							
CST	DIH	0	26,325	0	0	0	26,325
CST	BRRP	0	2,184,794	0	0	0	2,184,794
Total		0	2,211,119	0	0	0	2,211,119
Prior Years Cost		160,000	Future Years Cost		Total Project Cost		2,371,119

Phase	Fund Source	2016	2017	2018	2019	2020	Total
SR-850/SR-811 FROM US-1 TO S OF RCA BLVD - Proj# 4153141					Length: 3.560 MI	*Non-SIS*	
Type of Work: RESURFACING					Lead Agency: FDOT		
New Project?: Yes					L RTP#: S8-P110-115		
CST	SU	73,684	0	0	0	0	73,684
	Total	73,684	0	0	0	0	73,684
Prior Years Cost		4,937,696	Future Years Cost		Total Project Cost		5,011,380
SR-A1A/ OCEAN BLVD/ HAVEN ASHE BRIDGE #930060 - Proj# 4338961					Length: .102 MI	*Non-SIS*	
Type of Work: BRIDGE - PAINTING					Lead Agency: FDOT		
Description: STRUCTURAL STEEL COATING REMOVAL AND REPLACEMENT					L RTP#: S8-P110-115		
PE	DIH	0	20,000	0	0	0	20,000
CST	DIH	0	0	0	5,530	0	5,530
CST	BRRP	0	0	0	773,145	0	773,145
	Total	0	20,000	0	778,675	0	798,675
Prior Years Cost			Future Years Cost		Total Project Cost		798,675
SR-A1A/BLUE HERON BRDG 930269 OVER ICWW REPLACE FENDER SYSTEM - Proj# 4338881					Length: .374 MI	*Non-SIS*	*RSP*
Type of Work: BRIDGE REHABILITATION					Lead Agency: FDOT		
New Project?: Yes					L RTP#: S8-P110-115		
Notes: CHANGE TRANSPORTATION SYSTEM 05 TO 03 2013-07-23 CHANGE TRANSPORTATION SYSTEM 03 TO 05 2013-09-17							
Lanes (Existing/Improve/Addl): 4/ 0/ 0							
PE	DIH	0	5,000	0	0	0	5,000
PE	BRRP	0	130,000	0	0	0	130,000
CST	DIH	0	0	0	64,081	0	64,081
CST	BRRP	0	0	0	1,445,672	0	1,445,672
	Total	0	135,000	0	1,509,753	0	1,644,753
Prior Years Cost			Future Years Cost		Total Project Cost		1,644,753
Singer Drive - Proj# RB201701					Length: .000 MI	*Non-SIS*	
Type of Work: STORMWATER AND DRAINAGE					Lead Agency: Riviera Beach		
Lanes (Existing/Improve/Addl): 2/ 2/ 0							
CST	LF	0	1,172,550	0	0	0	1,172,550
	Total	0	1,172,550	0	0	0	1,172,550
Prior Years Cost			Future Years Cost		Total Project Cost		1,172,550

Phase	Fund Source	2016	2017	2018	2019	2020	Total
St Andrews Blvd Resurfacing - Proj# 440413						*Non-SIS*	
Type of Work: RESURFACING						Lead Agency: CITY OF BOCA RATON	
CST	GT	0	0	500,000	0	0	500,000
Total		0	0	500,000	0	0	500,000
Prior Years Cost		620,000	Future Years Cost		Total Project Cost		1,120,000
Sunset Lane - Proj# RB201712						Length: .000 MI	*Non-SIS*
Type of Work: STORMWATER AND DRAINAGE						Lead Agency: Riviera Beach	
		Lanes (Existing/Improve/Addl): 2/ 2/ 0					
CST	LF	0	402,500	0	0	0	402,500
Total		0	402,500	0	0	0	402,500
Prior Years Cost			Future Years Cost		Total Project Cost		402,500
Traffic Calming - Proj# 420301						*Non-SIS*	
Type of Work: TRAFFIC CONTROL DEVICES/SYSTEM						Lead Agency: CITY OF BOCA RATON	
CST	GT	40,000	40,000	40,000	40,000	40,000	200,000
Total		40,000	40,000	40,000	40,000	40,000	200,000
Prior Years Cost		180,000	Future Years Cost		Total Project Cost		380,000
US-27/SR-25 ASSET MANAGEMENT CONTRACT US-27 & BELLE GLADE AREA - Proj# 4150035						Length: .000 MI	*Non-SIS*
Type of Work: ROUTINE MAINTENANCE						Lead Agency: FDOT	
Notes: ASSET MANAGEMENT CONTRACT, US-27 & BELLE GLADE AREA							
MNT	D	1,549,778	1,549,778	0	0	0	3,099,556
Total		1,549,778	1,549,778	0	0	0	3,099,556
Prior Years Cost		8,412,339	Future Years Cost		Total Project Cost		11,511,895
US-27/SR-25 ASSET MANAGEMENT CONTRACT US-27 BELLE GLADE AREA - Proj# 4150036						Length: .000 MI	*Non-SIS*
Type of Work: ROUTINE MAINTENANCE						Lead Agency: FDOT	
Notes: ASSET MANAGEMENT CONTRACT, US-27 & BELLE GLADE AREA							
MNT	D	0	0	1,800,000	1,800,000	1,800,000	5,400,000
Total		0	0	1,800,000	1,800,000	1,800,000	5,400,000
Prior Years Cost			Future Years Cost		Total Project Cost		5,400,000

Phase	Fund Source	2016	2017	2018	2019	2020	Total
W. 20th Street (Ave. G to Ave. H) - Proj# RB201944					Length: .000 MI	*Non-SIS*	
Type of Work: STORMWATER AND DRAINAGE					Lead Agency: Riviera Beach		
		Lanes (Existing/Improve/Addl): 2/ 2/ 0					
CST	LF	0	0	0	437,500	0	437,500
Total		0	0	0	437,500	0	437,500
Prior Years Cost		Future Years Cost			Total Project Cost		437,500
WEST PALM BEACH MATERIAL LAB - Proj# 4367581					Length: .000 MI	*Non-SIS*	
Type of Work: FIXED CAPITAL OUTLAY					Lead Agency: FDOT		
					LRTP#: S8-P110-115		
Description: 55150200-080002-16=\$20,000 PH-52 = HVAC STUDY 55044010410-16-561XXX PH-52= HVAC STUDY AND DUCT WORK UPDATE							
CST	FCO	20,000	0	0	0	0	20,000
CST	DIH	2,000	0	0	0	0	2,000
Total		22,000	0	0	0	0	22,000
Prior Years Cost		Future Years Cost			Total Project Cost		22,000
West 10th Street (Avenue U to dead end) - Proj# RB201834					Length: .000 MI	*Non-SIS*	
Type of Work: STORMWATER AND DRAINAGE					Lead Agency: Riviera Beach		
		Lanes (Existing/Improve/Addl): 2/ 2/ 0					
CST	LF	0	0	603,750	0	0	603,750
Total		0	0	603,750	0	0	603,750
Prior Years Cost		Future Years Cost			Total Project Cost		603,750
West 11th Street (Avenue U to Avenue R) - Proj# RB201835					Length: .000 MI	*Non-SIS*	
Type of Work: STORMWATER AND DRAINAGE					Lead Agency: Riviera Beach		
		Lanes (Existing/Improve/Addl): 2/ 2/ 0					
CST	LF	0	0	542,850	0	0	542,850
Total		0	0	542,850	0	0	542,850
Prior Years Cost		Future Years Cost			Total Project Cost		542,850

Phase	Fund Source	2016	2017	2018	2019	2020	Total
West 12th Court (Avenue T to W. 12th Street) - Proj# RB201837					Length: .000 MI	*Non-SIS*	
Type of Work: STORMWATER AND DRAINAGE					Lead Agency: Riviera Beach		
		Lanes (Existing/Improve/Addl): 2/ 2/ 0					
CST	LF	0	0	476,000	0	0	476,000
	Total	0	0	476,000	0	0	476,000
Prior Years Cost		Future Years Cost			Total Project Cost		476,000
West 12th Street (Avenue T to Avenue R) - Proj# RB201836					Length: .000 MI	*Non-SIS*	
Type of Work: STORMWATER AND DRAINAGE					Lead Agency: Riviera Beach		
		Lanes (Existing/Improve/Addl): 2/ 2/ 0					
CST	LF	0	0	481,250	0	0	481,250
	Total	0	0	481,250	0	0	481,250
Prior Years Cost		Future Years Cost			Total Project Cost		481,250
West 14th Street (Avenue T to Avenue R) - Proj# RB201838					Length: .000 MI	*Non-SIS*	
Type of Work: STORMWATER AND DRAINAGE					Lead Agency: Riviera Beach		
		Lanes (Existing/Improve/Addl): 2/ 2/ 0					
CST	LF	0	0	463,750	0	0	463,750
	Total	0	0	463,750	0	0	463,750
Prior Years Cost		Future Years Cost			Total Project Cost		463,750
West 1st Street (Australian Ave. to Avenue O) - Proj# RB201830					Length: .000 MI	*Non-SIS*	
Type of Work: STORMWATER AND DRAINAGE					Lead Agency: Riviera Beach		
		Lanes (Existing/Improve/Addl): 2/ 2/ 0					
CST	LF	0	0	502,250	0	0	502,250
	Total	0	0	502,250	0	0	502,250
Prior Years Cost		Future Years Cost			Total Project Cost		502,250
West 21st Street (Ave. H East to Avenue G) - Proj# RB201942					Length: .000 MI	*Non-SIS*	
Type of Work: STORMWATER AND DRAINAGE					Lead Agency: Riviera Beach		
		Lanes (Existing/Improve/Addl): 2/ 2/ 0					
CST	LF	0	0	0	437,500	0	437,500
	Total	0	0	0	437,500	0	437,500
Prior Years Cost		Future Years Cost			Total Project Cost		437,500

Phase	Fund Source	2016	2017	2018	2019	2020	Total
West 23rd Street (Ave. O to Ave. M) - Proj# RB201626					Length: .000 MI	*Non-SIS*	
Type of Work: STORMWATER AND DRAINAGE					Lead Agency: Riviera Beach		
		Lanes (Existing/Improve/Addl): 2/ 2/ 0					
CST	LF	420,000	0	0	0	0	420,000
	Total	420,000	0	0	0	0	420,000
Prior Years Cost		Future Years Cost			Total Project Cost		420,000
West 23rd Street (W. of Avenue S) - Proj# RB201951					Length: .000 MI	*Non-SIS*	
Type of Work: STORMWATER AND DRAINAGE					Lead Agency: Riviera Beach		
		Lanes (Existing/Improve/Addl): 2/ 2/ 0					
CST	LF	0	0	0	305,000	0	305,000
	Total	0	0	0	305,000	0	305,000
Prior Years Cost		Future Years Cost			Total Project Cost		305,000
West 24th Street (Ave. Q to Ave. M) - Proj# RB201625					Length: .000 MI	*Non-SIS*	
Type of Work: STORMWATER AND DRAINAGE					Lead Agency: Riviera Beach		
		Lanes (Existing/Improve/Addl): 2/ 2/ 0					
CST	LF	1,093,750	0	0	0	0	1,093,750
	Total	1,093,750	0	0	0	0	1,093,750
Prior Years Cost		Future Years Cost			Total Project Cost		1,093,750
West 24th Street, North 24th Court and South 24th Court (Between Ave. R and Ave. S) - Proj# RB201952					Length: .000 MI	*Non-SIS*	
Type of Work: STORMWATER AND DRAINAGE					Lead Agency: Riviera Beach		
		Lanes (Existing/Improve/Addl): 2/ 2/ 0					
CST	LF	0	0	0	825,000	0	825,000
	Total	0	0	0	825,000	0	825,000
Prior Years Cost		Future Years Cost			Total Project Cost		825,000
West 25th Street (Ave. Q to Ave. M) - Proj# RB201624					Length: .000 MI	*Non-SIS*	
Type of Work: STORMWATER AND DRAINAGE					Lead Agency: Riviera Beach		
		Lanes (Existing/Improve/Addl): 2/ 2/ 0					
CST	LF	1,093,750	0	0	0	0	1,093,750
	Total	1,093,750	0	0	0	0	1,093,750
Prior Years Cost		Future Years Cost			Total Project Cost		1,093,750

Phase	Fund Source	2016	2017	2018	2019	2020	Total
West 26th Court (Ave. R to Ave. M) - Proj# RB201622					Length: .000 MI	*Non-SIS*	
Type of Work: STORMWATER AND DRAINAGE					Lead Agency: Riviera Beach		
		Lanes (Existing/Improve/Addl): 2/ 2/ 0					
CST	LF	1,400,000	0	0	0	0	1,400,000
	Total	1,400,000	0	0	0	0	1,400,000
Prior Years Cost		Future Years Cost			Total Project Cost		1,400,000
West 26th Street (Ave. Q to Ave. M) - Proj# RB201623					Length: .000 MI	*Non-SIS*	
Type of Work: STORMWATER AND DRAINAGE					Lead Agency: Riviera Beach		
		Lanes (Existing/Improve/Addl): 2/ 2/ 0					
CST	LF	1,093,750	0	0	0	0	1,093,750
	Total	1,093,750	0	0	0	0	1,093,750
Prior Years Cost		Future Years Cost			Total Project Cost		1,093,750
West 2nd Street (Australian Ave. to Avenue O) - Proj# RB201829					Length: .000 MI	*Non-SIS*	
Type of Work: STORMWATER AND DRAINAGE					Lead Agency: Riviera Beach		
		Lanes (Existing/Improve/Addl): 2/ 2/ 0					
CST	LF	0	0	502,250	0	0	502,250
	Total	0	0	502,250	0	0	502,250
Prior Years Cost		Future Years Cost			Total Project Cost		502,250
West 31st Street (Ave. S to Ave. T) - Proj# RB201620					Length: .000 MI	*Non-SIS*	
Type of Work: STORMWATER AND DRAINAGE					Lead Agency: Riviera Beach		
		Lanes (Existing/Improve/Addl): 2/ 2/ 0					
CST	LF	306,250	0	0	0	0	306,250
	Total	306,250	0	0	0	0	306,250
Prior Years Cost		Future Years Cost			Total Project Cost		306,250
West 32nd Street (Ave. S to Ave. T) - Proj# RB201619					Length: .000 MI	*Non-SIS*	
Type of Work: STORMWATER AND DRAINAGE					Lead Agency: Riviera Beach		
		Lanes (Existing/Improve/Addl): 2/ 2/ 0					
CST	LF	306,250	0	0	0	0	306,250
	Total	306,250	0	0	0	0	306,250
Prior Years Cost		Future Years Cost			Total Project Cost		306,250

Phase	Fund Source	2016	2017	2018	2019	2020	Total
West 33rd Street (Ave. H East to W. 34th Street) - Proj# RB201953					Length: .000 MI	*Non-SIS*	
Type of Work: STORMWATER AND DRAINAGE					Lead Agency: Riviera Beach		
		Lanes (Existing/Improve/Addl): 2/ 2/ 0					
CST	LF	0	0	0	437,000	0	437,000
	Total	0	0	0	437,000	0	437,000
Prior Years Cost		Future Years Cost			Total Project Cost		437,000
West 33rd Street (Ave. S to Ave. T) - Proj# RB201618					Length: .000 MI	*Non-SIS*	
Type of Work: STORMWATER AND DRAINAGE					Lead Agency: Riviera Beach		
		Lanes (Existing/Improve/Addl): 2/ 2/ 0					
CST	LF	306,250	0	0	0	0	306,250
	Total	306,250	0	0	0	0	306,250
Prior Years Cost		Future Years Cost			Total Project Cost		306,250
West 34th Street (Ave. H West to Ave. F) - Proj# RB201948					Length: .000 MI	*Non-SIS*	
Type of Work: STORMWATER AND DRAINAGE					Lead Agency: Riviera Beach		
		Lanes (Existing/Improve/Addl): 2/ 2/ 0					
CST	LF	0	0	0	840,000	0	840,000
	Total	0	0	0	840,000	0	840,000
Prior Years Cost		Future Years Cost			Total Project Cost		840,000
West 34th Street (Ave. S to Ave. T) - Proj# RB201617					Length: .000 MI	*Non-SIS*	
Type of Work: STORMWATER AND DRAINAGE					Lead Agency: Riviera Beach		
		Lanes (Existing/Improve/Addl): 2/ 2/ 0					
CST	LF	306,250	0	0	0	0	306,250
	Total	306,250	0	0	0	0	306,250
Prior Years Cost		Future Years Cost			Total Project Cost		306,250
West 35th Street (Ave. S to Ave. T) - Proj# RB201616					Length: .000 MI	*Non-SIS*	
Type of Work: STORMWATER AND DRAINAGE					Lead Agency: Riviera Beach		
		Lanes (Existing/Improve/Addl): 2/ 2/ 0					
CST	LF	306,250	0	0	0	0	306,250
	Total	306,250	0	0	0	0	306,250
Prior Years Cost		Future Years Cost			Total Project Cost		306,250

Phase	Fund Source	2016	2017	2018	2019	2020	Total
West 35th Street (W. 34th Street to W. 34th Street) - Proj# RB201954					Length: .000 MI	*Non-SIS*	
Type of Work: STORMWATER AND DRAINAGE					Lead Agency: Riviera Beach		
		Lanes (Existing/Improve/Addl): 2/ 2/ 0					
CST	LF	0	0	0	430,000	0	430,000
	Total	0	0	0	430,000	0	430,000
Prior Years Cost		Future Years Cost			Total Project Cost		430,000
West 36th Street (Ave. S to Ave. T) - Proj# RB201615					Length: .000 MI	*Non-SIS*	
Type of Work: STORMWATER AND DRAINAGE					Lead Agency: Riviera Beach		
		Lanes (Existing/Improve/Addl): 2/ 2/ 0					
CST	LF	306,250	0	0	0	0	306,250
	Total	306,250	0	0	0	0	306,250
Prior Years Cost		Future Years Cost			Total Project Cost		306,250
West 37th Street (Ave. S to Ave. T) - Proj# RB201614					Length: .000 MI	*Non-SIS*	
Type of Work: STORMWATER AND DRAINAGE					Lead Agency: Riviera Beach		
		Lanes (Existing/Improve/Addl): 2/ 2/ 0					
CST	LF	306,250	0	0	0	0	306,250
	Total	306,250	0	0	0	0	306,250
Prior Years Cost		Future Years Cost			Total Project Cost		306,250
West 3rd Street (Australian Ave. to Avenue O) - Proj# RB201828					Length: .000 MI	*Non-SIS*	
Type of Work: STORMWATER AND DRAINAGE					Lead Agency: Riviera Beach		
		Lanes (Existing/Improve/Addl): 2/ 2/ 0					
CST	LF	0	0	481,250	0	0	481,250
	Total	0	0	481,250	0	0	481,250
Prior Years Cost		Future Years Cost			Total Project Cost		481,250
West 4th Street (Australian Ave. to Avenue J) - Proj# RB201832					Length: .000 MI	*Non-SIS*	
Type of Work: STORMWATER AND DRAINAGE					Lead Agency: Riviera Beach		
		Lanes (Existing/Improve/Addl): 2/ 2/ 0					
CST	LF	0	0	665,000	0	0	665,000
	Total	0	0	665,000	0	0	665,000
Prior Years Cost		Future Years Cost			Total Project Cost		665,000

Phase	Fund Source	2016	2017	2018	2019	2020	Total
West 9th Street (Avenue U to dead end) - Proj# RB201833					Length: .000 MI	*Non-SIS*	
Type of Work: STORMWATER AND DRAINAGE					Lead Agency: Riviera Beach		
		Lanes (Existing/Improve/Addl): 2/ 2/ 0					
CST	LF	0	0	603,750	0	0	603,750
	Total	0	0	603,750	0	0	603,750
<i>Prior Years Cost</i>		<i>Future Years Cost</i>			<i>Total Project Cost</i>		<i>603,750</i>

Section 8 - O&M – Transit

Phase	Fund Source	2016	2017	2018	2019	2020	Total
CITY OF BOCA RATON TRANSIT CORRIDOR SW PLANNING AREA SHUTTLE - Proj# 4345221					Length: .000 MI	*Non-SIS*	
Type of Work: OPERATING FOR FIXED ROUTE					Lead Agency: CITY OF BOCA RATON		
New Project?: Yes					LRTP#: S8-P110-115		
OPS	DPTO	110,734	0	0	0	0	110,734
	Total	110,734	0	0	0	0	110,734
Prior Years Cost		221,468	Future Years Cost		Total Project Cost		332,202
PALM BEACH COUNTY BLOCK GRANT OPERATING ASSISTANCE - Proj# 4071883					Length: .000 MI	*Non-SIS*	*RSP*
Type of Work: OPERATING FOR FIXED ROUTE					Lead Agency: MANAGED BY PALM BEACH		
					LRTP#: S8-P110-115		
OPS	DPTO	0	0	0	0	1,115,856	1,115,856
OPS	DDR	0	0	0	0	4,475,682	4,475,682
OPS	LF	0	0	0	0	5,591,538	5,591,538
	Total	0	0	0	0	11,183,076	11,183,076
Prior Years Cost			Future Years Cost		Total Project Cost		11,183,076
PALM BEACH COUNTY BLOCK GRANT OPERATING ASSISTANCE - Proj# 4071882					Length: .000 MI	*Non-SIS*	
Type of Work: OPERATING FOR FIXED ROUTE					Lead Agency: PALM TRAN		
OPS	DDR	5,027,484	4,817,215	4,061,955	5,325,275	0	19,231,929
OPS	LF	5,027,484	5,025,177	5,155,087	5,325,275	0	20,533,023
OPS	DPTO	0	207,962	1,093,132	0	0	1,301,094
	Total	10,054,968	10,050,354	10,310,174	10,650,550	0	41,066,046
Prior Years Cost		9,889,394	Future Years Cost		Total Project Cost		50,955,440
PALM BEACH COUNTY SEC.5339 CAPITAL FOR BUS & BUS FACILITIES - Proj# 4344951					Length: .000 MI	*Non-SIS*	
Type of Work: CAPITAL FOR FIXED ROUTE					Lead Agency: MANAGED BY PALM BEACH		
New Project?: Yes					LRTP#: S8-P110-115		
Notes: FTA GRANT TO IMPROVE PALM TRAN ADMIN/OPER/MAINT. FACILITY GRANT WILL BE MATCHED WITH TOLL REVENUE CREDITS							
CAP	FTA	1,700,000	0	0	0	0	1,700,000
	Total	1,700,000	0	0	0	0	1,700,000
Prior Years Cost		3,285,338	Future Years Cost		Total Project Cost		4,985,338

Phase	Fund Source	2016	2017	2018	2019	2020	Total
PALM BEACH COUNTY SECTION 5307 FED TRANSIT CAP ASSIST - Proj# 2357491					Length: .000 MI	*Non-SIS*	
Type of Work: CAPITAL FOR FIXED ROUTE					Lead Agency: PALM TRAN		
					L RTP#: S8-P110-115		
Notes: PALMTRAN-TRANSIT BLOCK GRANT\CAPITAL ASSISTANCE GRANT #FL-90-X625= FY07, PH 94 GRANT EXECUTED FOR FY09 & 10 PER J. MELI/OMD=FL-90X734 GRANT \$15,091,565 GRANT FL-90X760 FY2012 \$14,516,104 PER L.MERRITT 09/25/2013							
CAP	FTA	16,000,000	16,000,000	16,000,000	16,000,000	16,000,000	80,000,000
Total		16,000,000	16,000,000	16,000,000	16,000,000	16,000,000	80,000,000
Prior Years Cost		198,980,562	Future Years Cost		Total Project Cost		278,980,562
PALM BEACH COUNTY SECTION 5311 OPERATING RURAL FUNDS - Proj# 4071843					Length: .000 MI	*Non-SIS*	*RSP*
Type of Work: OPERATING/ADMIN. ASSISTANCE					Lead Agency: MANAGED BY PALM BEACH		
					L RTP#: S8-P110-115		
OPS	DU	0	0	0	0	340,000	340,000
OPS	LF	0	0	0	0	340,000	340,000
Total		0	0	0	0	680,000	680,000
Prior Years Cost			Future Years Cost		Total Project Cost		680,000
PALM BEACH COUNTY SECTION 5311 SMALL URBAN/RURAL - Proj# 4071842					Length: .000 MI	*Non-SIS*	
Type of Work: OPERATING/ADMIN. ASSISTANCE					Lead Agency: PALM TRAN		
Notes: CHANGE CONTRACT CLASS 4 TO 2 2011-11-08							
OPS	DU	346,135	362,794	380,265	398,588	0	1,487,782
OPS	LF	346,135	352,794	380,265	398,588	0	1,477,782
Total		692,270	715,588	760,530	797,176	0	2,965,564
Prior Years Cost		673,358	Future Years Cost		Total Project Cost		3,638,922
PALM BEACH TRANSPORTATION DISADVANTAGED COMMISSION TRIP AND EQUIPMENT GRANT - Proj# 4320727					Length: .000 MI	*Non-SIS*	
Type of Work: TD COMMISSION - CAPITAL					Lead Agency: PALM BEACH COUNTY		
OPS	TDTF	2,360,095	2,360,095	2,360,095	0	0	7,080,285
OPS	LF	262,233	262,233	262,233	0	0	786,699
Total		2,622,328	2,622,328	2,622,328	0	0	7,866,984
Prior Years Cost		5,244,656	Future Years Cost		Total Project Cost		13,111,640

Phase	Fund Source	2016	2017	2018	2019	2020	Total
PALM TRAN OPERATING FUNDS - Proj# PBC-TRAN					Length: .000 MI	*Non-SIS*	
Type of Work: OPERATING FOR FIXED ROUTE					Lead Agency: PALM TRAN		
OPS	GT	32,264,000	32,264,000	32,264,000	32,264,000	0	129,056,000
	Total	32,264,000	32,264,000	32,264,000	32,264,000	0	129,056,000
Prior Years Cost		32,264,000	Future Years Cost		Total Project Cost		161,320,000
SFRTA SEC 5307 PREVENTIVE MAINTENANCE EXPENSES - Proj# 2368542					Length: .000 MI	*Non-SIS*	
Type of Work: RAIL CAPACITY PROJECT					Lead Agency: SFRTA		
Notes: CHANGE CONTRACT CLASS 4 TO 2 2011-11-08							
CAP	FTA	13,000,000	13,000,000	13,000,000	0	0	39,000,000
	Total	13,000,000	13,000,000	13,000,000	0	0	39,000,000
Prior Years Cost		13,000,000	Future Years Cost		Total Project Cost		52,000,000

Section 9 - Airports

Phase	Fund Source	2016	2017	2018	2019	2020	Total
BELLE GLADE AIRPORT ENVIRONMENTAL MITIGATION - Proj# 4310211					Length: .000 MI	*Non-SIS*	
Type of Work: AVIATION PRESERVATION PROJECT					Lead Agency: BELLE GLADE AIRPORT		
Notes: CHANGE CONTRACT CLASS 4 TO 2 2011-11-08					LRTP#: S8-P110-115		
CAP	DDR	0	200,000	0	0	0	200,000
	Total	0	200,000	0	0	0	200,000
Prior Years Cost		Future Years Cost		Total Project Cost		200,000	
BELLE GLADE AIRPORT OBSTRUCTION RELOCATION/ REMOVAL - Proj# 4354601					Length: .000 MI	*Non-SIS*	
Type of Work: AVIATION SAFETY PROJECT					Lead Agency: Responsible Agency Not Available		
New Project?: Yes					LRTP#: S8-P110-115		
CAP	DPTO	0	400,000	0	0	0	400,000
	Total	0	400,000	0	0	0	400,000
Prior Years Cost		Future Years Cost		Total Project Cost		400,000	
BELLE GLADE STATE MUNICIAL AIRPORT REHAB RUNWAY 9/27 - Proj# 4297311					Length: .000 MI	*Non-SIS*	
Type of Work: AVIATION PRESERVATION PROJECT					Lead Agency: FDOT		
Notes: CHANGE CONTRACT CLASS 4 TO 2 2011-11-08					LRTP#: S8-P110-115		
CAP	DPTO	1,206,463	0	0	0	0	1,206,463
CAP	DDR	360,537	0	0	0	0	360,537
	Total	1,567,000	0	0	0	0	1,567,000
Prior Years Cost		Future Years Cost		Total Project Cost		1,567,000	
BELLE GLADE STATE MUNICIPAL AIRPORT A/P MAINTENANCE FACILITY - Proj# 4346211					Length: .000 MI	*Non-SIS*	
Type of Work: AVIATION REVENUE/OPERATIONAL					Lead Agency: Responsible Agency Not Available		
New Project?: Yes					LRTP#: S8-P110-115		
CAP	DPTO	0	0	0	200,000	0	200,000
	Total	0	0	0	200,000	0	200,000
Prior Years Cost		Future Years Cost		Total Project Cost		200,000	

Phase	Fund Source	2016	2017	2018	2019	2020	Total
BELLE GLADE STATE MUNICIPAL AIRPORT DRAINAGE MASTER PLAN - Proj# 4363951					Length: .000 MI	*Non-SIS*	
Type of Work: AVIATION PRESERVATION PROJECT					Lead Agency: Responsible Agency Not Available		
					L RTP#: S8-P110-115		
CAP	DPTO	0	0	100,000	0	0	100,000
	Total	0	0	100,000	0	0	100,000
Prior Years Cost		Future Years Cost			Total Project Cost		100,000
BELLE GLADE STATE MUNICIPAL AIRPORT RUNWAY 09/27 LIGHTING - Proj# 4364021					Length: .000 MI	*Non-SIS*	
Type of Work: AVIATION CAPACITY PROJECT					Lead Agency: Responsible Agency Not Available		
					L RTP#: S8-P110-115		
CAP	DPTO	0	0	0	325,000	375,000	700,000
CAP	FAA	0	0	0	2,925,000	3,375,000	6,300,000
	Total	0	0	0	3,250,000	3,750,000	7,000,000
Prior Years Cost		Future Years Cost			Total Project Cost		7,000,000
BELLE GLADE STATE MUNICIPAL AIRPORT RUNWAY IMPROVEMENTS - Proj# 4346381					Length: .000 MI	*Non-SIS*	
Type of Work: AVIATION CAPACITY PROJECT					Lead Agency: Responsible Agency Not Available		
New Project?: Yes					L RTP#: S8-P110-115		
CAP	DPTO	0	0	60,000	0	0	60,000
CAP	FAA	0	0	540,000	0	0	540,000
	Total	0	0	600,000	0	0	600,000
Prior Years Cost		Future Years Cost			Total Project Cost		600,000
BOCA AIRPORT BUILDING 3700 ASSESSMENT - Proj# 4331601					Length: .000 MI	*Non-SIS*	
Type of Work: AVIATION PRESERVATION PROJECT					Lead Agency: BOCA AIRPORT		
					L RTP#: S8-P110-115		
CAP	DPTO	0	160,000	0	0	0	160,000
CAP	LF	0	40,000	0	0	0	40,000
	Total	0	200,000	0	0	0	200,000
Prior Years Cost		Future Years Cost			Total Project Cost		200,000

Phase	Fund Source	2016	2017	2018	2019	2020	Total
BOCA AIRPORT CUSTOMS & BORDER PROTECTION FACILITY DESIGN/CONSTRUCTION - Proj# 4363911					Length: .000 MI	*Non-SIS*	
Type of Work: AVIATION REVENUE/OPERATIONAL					Lead Agency: Responsible Agency Not Available		
					L RTP#: S8-P110-115		
CAP	DPTO	680,000	0	0	0	0	680,000
CAP	LF	680,000	0	0	0	0	680,000
Total		1,360,000	0	0	0	0	1,360,000
Prior Years Cost		1,765,332	Future Years Cost		Total Project Cost		3,125,332
BOCA AIRPORT TOWER REPAIR & ELEC.VAULT DESIGN & CONSTRUCTION - Proj# 4331481					Length: .000 MI	*Non-SIS*	
Type of Work: AVIATION PRESERVATION PROJECT					Lead Agency: BOCA AIRPORT		
					L RTP#: S8-P110-115		
Notes: TOWER REPAIR AND AIRFIELD ELECTRICAL VAULT DESIGN AND CONSRUCTION							
CAP	DPTO	0	280,000	0	0	0	280,000
CAP	LF	0	70,000	0	0	0	70,000
Total		0	350,000	0	0	0	350,000
Prior Years Cost			Future Years Cost		Total Project Cost		350,000
BOCA RATON AIRPORT EXPAND A/P ROAD & UTILITY CORRIDOR - Proj# 4239572					Length: .000 MI	*Non-SIS*	
Type of Work: AVIATION CAPACITY PROJECT					Lead Agency: Responsible Agency Not Available		
New Project?: Yes							
Notes: EXPAND AIRPORT ROAD AND UTILITY CORRIDOR							
CAP	DPTO	0	0	1,200,000	0	0	1,200,000
CAP	LF	0	0	300,000	0	0	300,000
Total		0	0	1,500,000	0	0	1,500,000
Prior Years Cost			Future Years Cost		Total Project Cost		1,500,000
BOCA RATON AIRPORT NOISE MONITORING TERMINAL REPLACEMENT - Proj# 4363801					Length: .000 MI	*Non-SIS*	
Type of Work: AVIATION ENVIRONMENTAL PROJECT					Lead Agency: Responsible Agency Not Available		
					L RTP#: S8-P110-115		
CAP	DPTO	16,250	0	0	0	0	16,250
CAP	LF	16,250	0	0	0	0	16,250
CAP	FAA	292,500	0	0	0	0	292,500
Total		325,000	0	0	0	0	325,000
Prior Years Cost			Future Years Cost		Total Project Cost		325,000

Phase	Fund Source	2016	2017	2018	2019	2020	Total
BOCA RATON AIRPORT RUNWAY 5-23 ENGINEERED MATERIAL ARRESTING SYSTEM - Proj# 4365151					Length: .000 MI	*Non-SIS*	
Type of Work: AVIATION SAFETY PROJECT					Lead Agency: Responsible Agency Not Available		
					L RTP#: S8-P110-115		
CAP	DPTO	265,767	0	0	0	0	265,767
CAP	LF	265,767	0	0	0	0	265,767
CAP	FAA	4,783,820	0	0	0	0	4,783,820
Total		5,315,354	0	0	0	0	5,315,354
Prior Years Cost		Future Years Cost		Total Project Cost		5,315,354	
BOCA RATON AIRPORT RUNWAY 5-23, GUARD LIGHTS - Proj# 4346091					Length: .000 MI	*Non-SIS*	
Type of Work: AVIATION PRESERVATION PROJECT					Lead Agency: Responsible Agency Not Available		
New Project?: Yes					L RTP#: S8-P110-115		
CAP	DDR	0	8,333	0	0	0	8,333
CAP	LF	0	8,333	0	0	0	8,333
CAP	FAA	0	150,000	0	0	0	150,000
Total		0	166,666	0	0	0	166,666
Prior Years Cost		Future Years Cost		Total Project Cost		166,666	
BOCA RATON AIRPORT SECURITY ENHANCEMENTS PHASE 4 - Proj# 4297101					Length: .000 MI	*Non-SIS*	
Type of Work: AVIATION SECURITY PROJECT					Lead Agency: FDOT		
					L RTP#: S8-P110-115		
Notes: CHANGE CONTRACT CLASS 4 TO 2 2011-11-08							
CAP	DDR	0	0	0	1,200,000	0	1,200,000
CAP	LF	0	0	0	300,000	0	300,000
Total		0	0	0	1,500,000	0	1,500,000
Prior Years Cost		Future Years Cost		Total Project Cost		1,500,000	
GOLFVIEW COMMERCIAL PROPERTY ACQUISITION - Proj# 4346121					Length: .000 MI	*Non-SIS*	
Type of Work: AVIATION SAFETY PROJECT					Lead Agency: Responsible Agency Not Available		
New Project?: Yes					L RTP#: S8-P110-115		
Notes: RELATED TO PALM BEACH INTERNATIONAL AIRPORT							
CAP	DPTO	0	0	4,704,879	0	0	4,704,879
CAP	LF	0	0	4,704,879	0	0	4,704,879
CAP	FAA	0	0	4,704,879	0	0	4,704,879
Total		0	0	14,114,637	0	0	14,114,637
Prior Years Cost		Future Years Cost		Total Project Cost		14,114,637	

Phase	Fund Source	2016	2017	2018	2019	2020	Total
NORTH PALM BEACH CO GENERAL AVIATION A/P CONSTRUCR HANGARS - Proj# 4346301					Length: .000 MI	*Non-SIS*	
Type of Work: AVIATION REVENUE/OPERATIONAL					Lead Agency: Responsible Agency Not Available		
New Project?: Yes					L RTP#: S8-P110-115		
CAP	DPTO	0	0	0	1,200,000	0	1,200,000
CAP	LF	0	0	0	300,000	0	300,000
Total		0	0	0	1,500,000	0	1,500,000
Prior Years Cost		Future Years Cost			Total Project Cost		1,500,000
NORTH PALM BEACH COUNTY AIRPORT CONSTRUCT ADDITIONAL TIE-DOWN/TRANSIENT APRON - Proj# 4331431					Length: .000 MI	*Non-SIS*	
Type of Work: AVIATION CAPACITY PROJECT					Lead Agency: NPB AIRPORT		
					L RTP#: S8-P110-115		
CAP	DPTO	0	400,000	770,001	0	0	1,170,001
CAP	LF	0	400,000	1,620,000	0	0	2,020,000
CAP	FAA	0	150,000	0	0	0	150,000
CAP	DDR	0	0	849,999	0	0	849,999
Total		0	950,000	3,240,000	0	0	4,190,000
Prior Years Cost		Future Years Cost			Total Project Cost		4,190,000
NORTH PALM BEACH COUNTY GENERAL AVIATION AIRPORT - Proj# 4297331					Length: .000 MI	*Non-SIS*	
Type of Work: AVIATION PRESERVATION PROJECT					Lead Agency: NPB AIRPORT		
					L RTP#: S8-P110-115		
Notes: CHANGE CONTRACT CLASS 4 TO 2 2011-11-08							
CAP	DDR	0	1,072,188	0	0	0	1,072,188
CAP	LF	0	1,072,188	0	0	0	1,072,188
CAP	FAA	0	300,000	0	0	0	300,000
Total		0	2,444,376	0	0	0	2,444,376
Prior Years Cost		Future Years Cost			Total Project Cost		2,444,376

Phase	Fund Source	2016	2017	2018	2019	2020	Total
PALM BEACH AIRPORT PARKING REVENUE CENTER - Proj# 4310301					Length: .000 MI	*Non-SIS*	
Type of Work: AVIATION REVENUE/OPERATIONAL					Lead Agency: PBIA AIRPORT		
					L RTP#: S8-P110-115		
Notes: CHANGE CONTRACT CLASS 4 TO 2 2011-11-08							
CAP	DPTO	0	344,031	0	0	0	344,031
CAP	DDR	0	960,742	0	0	0	960,742
CAP	LF	0	1,304,773	0	0	0	1,304,773
Total		0	2,609,546	0	0	0	2,609,546
Prior Years Cost		Future Years Cost		Total Project Cost		2,609,546	
PALM BEACH AIRPORT UPGRADE ACCESS ROADWAY SIGNAGE & LANDSCAPING - Proj# 4309921					Length: .000 MI	*Non-SIS*	
Type of Work: AVIATION PRESERVATION PROJECT					Lead Agency: PBIA AIRPORT		
					L RTP#: S8-P110-115		
Notes: CHANGE CONTRACT CLASS 4 TO 2 2011-11-08							
CAP	DPTO	868,219	0	0	0	0	868,219
CAP	LF	868,219	0	0	0	0	868,219
Total		1,736,438	0	0	0	0	1,736,438
Prior Years Cost		Future Years Cost		Total Project Cost		1,736,438	
PALM BEACH COUNTY GLADES AIRPORT HANGERS & INFRASTRUCTURE - Proj# 4346161					Length: .000 MI	*Non-SIS*	
Type of Work: AVIATION REVENUE/OPERATIONAL					Lead Agency: Responsible Agency Not Available		
New Project?: Yes					L RTP#: S8-P110-115		
CAP	DPTO	0	0	500,000	1,100,000	0	1,600,000
CAP	LF	0	0	125,000	275,000	0	400,000
Total		0	0	625,000	1,375,000	0	2,000,000
Prior Years Cost		Future Years Cost		Total Project Cost		2,000,000	
PALM BEACH COUNTY GLADES AIRPORT REHAB RUNWAY 17-35 AND TAXIWAYS - Proj# 4363901					Length: .000 MI	*Non-SIS*	
Type of Work: AVIATION PRESERVATION PROJECT					Lead Agency: Responsible Agency Not Available		
					L RTP#: S8-P110-115		
CAP	DPTO	1,200,000	0	0	0	0	1,200,000
CAP	LF	300,000	0	0	0	0	300,000
Total		1,500,000	0	0	0	0	1,500,000
Prior Years Cost		Future Years Cost		Total Project Cost		1,500,000	

Phase	Fund Source	2016	2017	2018	2019	2020	Total
PALM BEACH COUNTY PARK AIRPORT APRON PAVEMENT REHABILITATION - Proj# 4297301					Length: .000 MI	*Non-SIS*	
Type of Work: AVIATION PRESERVATION PROJECT					Lead Agency: FDOT		
Notes: CHANGE CONTRACT CLASS 4 TO 2 2011-11-08					LRTP#: S8-P110-115		
CAP	DPTO	800,000	0	0	0	0	800,000
CAP	LF	200,000	0	0	0	0	200,000
Total		1,000,000	0	0	0	0	1,000,000
Prior Years Cost		Future Years Cost		Total Project Cost		1,000,000	
PALM BEACH COUNTY PARK AIRPORT PERIMETER FENCE IMPROVEMENTS - Proj# 4363981					Length: .000 MI	*Non-SIS*	
Type of Work: AVIATION SAFETY PROJECT					Lead Agency: Responsible Agency Not Available		
					LRTP#: S8-P110-115		
CAP	DPTO	0	0	0	600,000	0	600,000
CAP	LF	0	0	0	150,000	0	150,000
Total		0	0	0	750,000	0	750,000
Prior Years Cost		Future Years Cost		Total Project Cost		750,000	
PALM BEACH COUNTY PARK AIRPORT RUNWAY 3-21 REHAB - Proj# 4346311					Length: .000 MI	*Non-SIS*	
Type of Work: AVIATION PRESERVATION PROJECT					Lead Agency: Responsible Agency Not Available		
New Project?: Yes					LRTP#: S8-P110-115		
CAP	DPTO	0	720,000	0	0	0	720,000
CAP	LF	0	180,000	0	0	0	180,000
Total		0	900,000	0	0	0	900,000
Prior Years Cost		Future Years Cost		Total Project Cost		900,000	
PALM BEACH INTERNATIONAL AIRPORT - Proj# 4309931					Length: .000 MI	*Non-SIS*	
Type of Work: AVIATION PRESERVATION PROJECT					Lead Agency: PBIA AIRPORT		
					LRTP#: S8-P110-115		
Notes: TAXIWAY C DRAINAGE							
CAP	DPTO	1,367,450	0	0	0	0	1,367,450
CAP	LF	1,367,450	0	0	0	0	1,367,450
Total		2,734,900	0	0	0	0	2,734,900
Prior Years Cost		Future Years Cost		Total Project Cost		2,734,900	

Phase	Fund Source	2016	2017	2018	2019	2020	Total
PALM BEACH INTERNATIONAL AIRPORT ARFF FACILITY IMPROVEMENTS - Proj# 4363891					Length: .000 MI	*Non-SIS*	
Type of Work: AVIATION SAFETY PROJECT					Lead Agency: Responsible Agency Not Available		
Description: AIRCRAFT RESCUE & FIRE FIGHTING (ARFF) FACILITY					LRTP#: S8-P110-115		
CAP	DPTO	1,000,000	0	0	0	0	1,000,000
CAP	LF	1,000,000	0	0	0	0	1,000,000
CAP	FAA	6,000,000	0	0	0	0	6,000,000
Total		8,000,000	0	0	0	0	8,000,000
Prior Years Cost			Future Years Cost			Total Project Cost	8,000,000
PALM BEACH INTERNATIONAL AIRPORT CARGO FACILITIES ACCESS - Proj# 4346071					Length: .000 MI	*Non-SIS*	
Type of Work: AVIATION CAPACITY PROJECT					Lead Agency: Responsible Agency Not Available		
New Project?: Yes					LRTP#: S8-P110-115		
Notes: CARGO ACCESS FACILITIES ACCESS IMPROVEMENTS							
CAP	DDR	0	1,135,000	0	0	0	1,135,000
CAP	LF	0	1,135,000	0	0	0	1,135,000
Total		0	2,270,000	0	0	0	2,270,000
Prior Years Cost			Future Years Cost			Total Project Cost	2,270,000
PALM BEACH INTERNATIONAL AIRPORT GAFIS FACILITIES IMPROVEMENTS - Proj# 4346131					Length: .000 MI	*Non-SIS*	
Type of Work: AVIATION REVENUE/OPERATIONAL					Lead Agency: Responsible Agency Not Available		
New Project?: Yes					LRTP#: S8-P110-115		
CAP	DPTO	0	0	2,250,000	1,200,000	0	3,450,000
CAP	LF	0	0	2,250,000	1,200,000	0	3,450,000
Total		0	0	4,500,000	2,400,000	0	6,900,000
Prior Years Cost			Future Years Cost			Total Project Cost	6,900,000
PALM BEACH INTERNATIONAL AIRPORT MAINTENANCE COMPOUND REDEVELOPMENT - Proj# 4346261					Length: .000 MI	*Non-SIS*	
Type of Work: AVIATION PRESERVATION PROJECT					Lead Agency: Responsible Agency Not Available		
New Project?: Yes					LRTP#: S8-P110-115		
CAP	DPTO	0	0	0	2,623,995	0	2,623,995
CAP	DDR	0	0	0	376,005	0	376,005
CAP	LF	0	0	0	3,000,000	0	3,000,000
Total		0	0	0	6,000,000	0	6,000,000
Prior Years Cost			Future Years Cost			Total Project Cost	6,000,000

Phase	Fund Source	2016	2017	2018	2019	2020	Total
PALM BEACH INTERNATIONAL AIRPORT REHAB CONCOURSE B APRON - Proj# 4297281					Length: .000 MI	*Non-SIS*	
Type of Work: AVIATION PRESERVATION PROJECT					Lead Agency: FDOT		
					LRTP#: S8-P110-115		
Notes: CHANGE CONTRACT CLASS 4 TO 2 2011-11-08							
CAP	DPTO	500,000	0	0	0	0	500,000
CAP	LF	500,000	0	0	0	0	500,000
Total		1,000,000	0	0	0	0	1,000,000
Prior Years Cost			Future Years Cost			Total Project Cost	1,000,000
PALM BEACH INTERNATIONAL AIRPORT REHAB CONCOURSE C APRON - Proj# 4297291					Length: .000 MI	*Non-SIS*	
Type of Work: AVIATION PRESERVATION PROJECT					Lead Agency: FDOT		
					LRTP#: S8-P110-115		
Notes: CHANGE CONTRACT CLASS 4 TO 2 2011-11-08							
CAP	DPTO	500,000	0	0	0	0	500,000
CAP	LF	500,000	0	0	0	0	500,000
Total		1,000,000	0	0	0	0	1,000,000
Prior Years Cost			Future Years Cost			Total Project Cost	1,000,000
PB PAHOKEE AIRPORT CONSTRUCT HANGARS - Proj# 4310311					Length: .000 MI	*Non-SIS*	
Type of Work: AVIATION REVENUE/OPERATIONAL					Lead Agency: PB PAHOKEE AIRPORT		
					LRTP#: S8-P110-115		
Notes: CHANGE CONTRACT CLASS 4 TO 2 2011-11-08							
CAP	DDR	0	800,000	0	0	0	800,000
CAP	LF	0	200,000	0	0	0	200,000
Total		0	1,000,000	0	0	0	1,000,000
Prior Years Cost			Future Years Cost			Total Project Cost	1,000,000

Section 10 - Railroads

Phase	Fund Source	2016	2017	2018	2019	2020	Total
NORTHWOOD CONNECTION FR. CSX MAINLINE TO FEC MAINLINE - Proj# 4349482					Length: .000 MI	*Non-SIS*	
Type of Work: RAIL CAPACITY PROJECT					Lead Agency: FDOT		
New Project?: Yes							
Notes: TIGER GRANT 2013 NEW SEGMENT CONNECTION FROM CSX SEGMENT 93929001 MP 967.84 TO FEC SEGMENT 93929015 MP 297.43 (SOUTH)							
DSB	DIH	20,540	0	293,426	0	0	313,966
ROW	DPTO	40,728	88,500	0	0	0	129,228
RRU	DPTO	25,000	0	0	0	0	25,000
PE	DPTO	100,000	100,000	0	0	0	200,000
ROW	TRIP	2,109,728	877,153	965,653	2,872,049	2,753,343	9,577,926
ROW	DIH	52,800	13,200	13,200	4,000	0	83,200
RRU	TRIP	0	160,000	0	0	0	160,000
DSB	TRIP	0	0	16,826,178	0	0	16,826,178
Total		2,348,796	1,238,853	18,098,457	2,876,049	2,753,343	27,315,498
Prior Years Cost		3,070,844	Future Years Cost		Total Project Cost		30,386,342
NORTHWOOD CONNECTION FR. CSX MAINLINE TO FEC MAINLINE - Proj# 4349481					Length: .000 MI	*Non-SIS*	
Type of Work: RAIL CAPACITY PROJECT					Lead Agency: FDOT		
New Project?: Yes							
Notes: TIGER GRANT 2013 REHABILITATION OF THE EXISTING SOUTH FLORIDA RAIL CORRIDOR SEGMENT 93929013, FROM CSM MAINLINE MP 0.0 TO FEC MAINLINE MP 0.54 (NORTH) PHC202-SOIL & GROUNDWATER SAMPLING							
CST	DIH	20,000	0	0	0	0	20,000
Total		20,000	0	0	0	0	20,000
Prior Years Cost		14,788,684	Future Years Cost		Total Project Cost		14,808,684
QUIET/SAFETY IMPVMTS FEC CROSSINGS-COUNTYWIDE - Proj# 4353431					Length: .000 MI	*Non-SIS*	
Type of Work: RAIL SAFETY PROJECT					Lead Agency: FDOT		
New Project?: Yes					LRTP#: S8-P111		
Notes: 2013 MPO #4 PROPOSED 50/50 MATCH WITH LOCAL PARTNERS							
RRU	SU	5,399,543	0	0	0	0	5,399,543
Total		5,399,543	0	0	0	0	5,399,543
Prior Years Cost		544,421	Future Years Cost		2,600,000	Total Project Cost	8,543,964

Phase	Fund Source	2016	2017	2018	2019	2020	Total
SOUTH FLORIDA RAIL CORRIDOR CAPACITY IMPROVEMENTS AT BOCA RATON - Proj# 4370731					Length: .000 MI	*Non-SIS*	*RSP*
Type of Work: RAIL CAPACITY PROJECT					Lead Agency: Responsible Agency Not Available		
Description: ADD NEW SIDING SOUTH OF BOCA RATON TRI-RAIL STATION PMSX 992.60 TO MPSX 993.15					LRTP#: S8-P110-115		
CAP	TRIP	0	108,394	352,280	0	0	460,674
	Total	0	108,394	352,280	0	0	460,674
Prior Years Cost			Future Years Cost		Total Project Cost		460,674
VILLA RICA SIDING EXTENSION - Proj# 4348681					Length: .000 MI	*Non-SIS*	
Type of Work: RAIL CAPACITY PROJECT					Lead Agency: FDOT		
New Project?: Yes					LRTP#: S8-P110-115		
RRU	LF	0	2,441,983	0	0	0	2,441,983
RRU	GMR	0	2,441,983	0	0	0	2,441,983
	Total	0	4,883,966	0	0	0	4,883,966
Prior Years Cost			Future Years Cost		Total Project Cost		4,883,966

Section 11 - Seaport

Phase	Fund Source	2016	2017	2018	2019	2020	Total
ON PORT RAIL FACILITY EXPANSION PROJECT - Proj# 4362151					Length: .000 MI	*Non-SIS*	
Type of Work: SEAPORT CAPACITY PROJECT					Lead Agency: Responsible Agency Not Available		
Description: SEQUENCE 01 = UTILITY LINE RELOCATION					LRTP#: S8-P110-115		
CAP	PORT	200,000	0	0	0	0	200,000
CAP	LF	200,000	0	0	0	0	200,000
Total		400,000	0	0	0	0	400,000
Prior Years Cost		500,000	Future Years Cost		Total Project Cost		900,000
PORT OF PALM BEACH BERTH 1 EXPANSION - Proj# 4348331					Length: .000 MI	*Non-SIS*	
Type of Work: SEAPORT CAPACITY PROJECT					Lead Agency: Responsible Agency Not Available		
New Project?: Yes					LRTP#: S8-P110-115		
Notes: BERTH 1 EXPANSION AT THE PORT OF PALM BEACH							
CAP	PORT	309,500	0	0	0	0	309,500
CAP	LF	309,500	0	0	3,000,000	0	3,309,500
CAP	DIS	0	0	0	3,000,000	0	3,000,000
Total		619,000	0	0	6,000,000	0	6,619,000
Prior Years Cost		150,000	Future Years Cost		Total Project Cost		6,769,000

Section 12 - Other Federal & State Projects

Phase	Fund Source	2016	2017	2018	2019	2020	Total
ATLANTIC AVE/SR-806 FROM W. OF LYONS RD TO STARKEY RD - Proj# 2296583					Length: 1.533 MI	*Non-SIS*	*RSP*
Type of Work: ADD LANES & RECONSTRUCT					Lead Agency: FDOT		
Lanes (Existing/Improve/Addl): 2/ 2/ 3							
Notes: 2L TO 4L; PD&E UNDER 229658-1 \$2.000M TOPS FUNDS IN 2003 FOR PH48 USED AS MATCH FOR TRIP TRIP FUNDED PROJECT WITH PALM BEACH COUNTY							
ROW	DIH	697	0	0	0	0	697
CST	DIH	1,041	0	0	0	0	1,041
ROW	DDR	70,571	0	0	0	0	70,571
Total		72,309	0	0	0	0	72,309
Prior Years Cost		9,630,738	Future Years Cost		Total Project Cost		9,703,047
Admin. Support/Equipment AT Countywide - Proj# ADMIN-SE-CW					Length: .000 MI	*Non-SIS*	
Type of Work:					Lead Agency: PBC		
New Project?: Yes							
Notes: Staff support and Computer Equip. for Program							
PMT	GT	370,000	370,000	370,000	0	0	1,110,000
Total		370,000	370,000	370,000	0	0	1,110,000
Prior Years Cost		740,000	Future Years Cost		Total Project Cost		1,850,000
Annual Contract Advertising AT Countywide - Proj# ADMIN-AD-CW					Length: .000 MI	*Non-SIS*	
Type of Work:					Lead Agency: PBC		
New Project?: Yes							
Notes: Advertising							
PMT	GT	10,000	10,000	10,000	0	0	30,000
Total		10,000	10,000	10,000	0	0	30,000
Prior Years Cost		20,000	Future Years Cost		Total Project Cost		50,000
BEELINE HWY/SR-710 FROM MARTIN COUNTY LINE TO W. OF INDIANTOWN RD. - Proj# 4327061					Length: 1.183 MI	*SIS*	
Type of Work: ADD LANES & RECONSTRUCT					Lead Agency: FDOT		
Lanes (Existing/Improve/Addl): 2/ 0/ 2							
DSB	DIH	5,360	0	0	0	0	5,360
PE	DIH	1,770	0	0	0	0	1,770
Total		7,130	0	0	0	0	7,130
Prior Years Cost		8,020,620	Future Years Cost		Total Project Cost		8,027,750

Phase	Fund Source	2016	2017	2018	2019	2020	Total
FLORIDA TURNPIKE BOCA RATON TOLLS DATA CENTER IMPROVEMENT - Proj# 4067092					Length: .200 MI	*SIS*	*RSP*
Type of Work: TOLL DATA CENTER					Lead Agency: FDOT		
					L RTP#: S8-P110-115		
CST	PKYI	30,475	0	0	0	0	30,475
	Total	30,475	0	0	0	0	30,475
Prior Years Cost		Future Years Cost		Total Project Cost		30,475	
FLORIDA TURNPIKE RESURFACE MAINLINE FROM GLADES RD TO S. OF ATLANTIC AVE. MP76.4 - MP 81.1 - Proj# 4310791					Length: 4.693 MI	*SIS*	
Type of Work: RESURFACING					Lead Agency: TURNPIKE		
					Lanes (Existing/Improve/Addl): 6/ 6/ 0		
CST	PKYR	5,468	0	0	0	0	5,468
PE	PKYR	590	0	0	0	0	590
	Total	6,058	0	0	0	0	6,058
Prior Years Cost		8,417,412	Future Years Cost		Total Project Cost		8,423,470
FLORIDA TURNPIKE SR 80/SOUTHERN BLVD INTERCHANGE DEDICATED LANE CONVERSION AT TOLL PLAZA - Proj# 4277091					Length: 0.700 MI	*Non-SIS*	
Type of Work: ITS COMMUNICATION SYSTEM					Lead Agency: FDOT		
					Lanes (Existing/Improve/Addl): 4/ 0/ 0		
PE	PKYI	6,147	0	0	0	0	6,147
PDE	PKYI	1,500	0	0	0	0	1,500
	Total	7,647	0	0	0	0	7,647
Prior Years Cost		935,366	Future Years Cost		Total Project Cost		943,013
FLORIDA TURNPIKE THERMOPLASTIC FOR INDIANTOWN RD RAMP INTERSECTION IMPROVEMENT - Proj# 4293302					Length: .000 MI	*Non-SIS*	
Type of Work: SIGNING/PAVEMENT MARKINGS					Lead Agency: TURNPIKE		
CST	PKYI	7,407	0	0	0	0	7,407
	Total	7,407	0	0	0	0	7,407
Prior Years Cost		30,597	Future Years Cost		Total Project Cost		38,004
I-95 AT SR-80/SOUTHERN BLVD AND BELVEDRE RD. LANDSCAPING - Proj# 4339071					Length: 1.600 MI	*Non-SIS*	
Type of Work: LANDSCAPING					Lead Agency: FDOT		
New Project?: Yes					Lanes (Existing/Improve/Addl): 5/ 5/ 0		
PE	DIH	3,453	0	0	0	0	3,453
CST	DIH	4,780	0	0	0	0	4,780
	Total	8,233	0	0	0	0	8,233
Prior Years Cost		1,768,861	Future Years Cost		Total Project Cost		1,777,094

Phase	Fund Source	2016	2017	2018	2019	2020	Total
Indiantown Rd. FROM Jupiter Farms Rd. TO W. of Florida's Turnpike - Proj# 2006500					Length: 1.4 MI	*Non-SIS*	
Type of Work: ADD LANES & RECONSTRUCT					Lead Agency: PBC		
New Project?: Yes							
Notes: 1.4 mi, 6 L							
CST	IF	4,700,000	0	0	0	0	4,700,000
Total		4,700,000	0	0	0	0	4,700,000
Prior Years Cost		200,000	Future Years Cost		Total Project Cost		4,900,000
JOG ROAD AT SR-80/SOUTHERN BLVD. BRIDGE #934273 WIDENING OVER C-51 - Proj# 4259591					Length: 0.444 MI	*Non-SIS*	
Type of Work: BRIDGE REHABILITATION					Lead Agency: FDOT		
Lanes (Existing/Improve/Addl): 6/ 6/ 0							
CST	EB	7,179	0	0	0	0	7,179
Total		7,179	0	0	0	0	7,179
Prior Years Cost		3,608,067	Future Years Cost		Total Project Cost		3,615,246
PALM BEACH CO NPDES - Proj# 2335143					Length: .000 MI	*Non-SIS*	
Type of Work: ROUTINE MAINTENANCE					Lead Agency: PALM BEACH COUNTY		
Notes: NPDES PROGRAM FOR PALM BEACH COUNTY NPDES-MS4; MUNICIPAL SEPERATE STORM SEWER SYSTEM							
MNT	D	12,788	0	0	0	0	12,788
Total		12,788	0	0	0	0	12,788
Prior Years Cost		47,414	Future Years Cost		Total Project Cost		60,202
PALM BEACH COUNTY ATMS DESIGN GROUP 3 - Proj# 4165252					Length: 53.089 MI	*Non-SIS*	
Type of Work: TRAFFIC CONTROL DEVICES/SYSTEM					Lead Agency: FDOT		
New Project?: Yes					LRTP#: S8-P110-115		
Description: UPGRADE A PORTION OF PALM BEACH COUNTY'S TRAFFIC SIGNAL SYSTEM INTERCONNECTING 77 TRAFFIC SIGNALS WITH FIBER OPTIC COMMUNICATION LINE INSTALLING 51 CCTV CAMERAS LAP W/ PALM BEACH COUNTY. DESIGN LIAISON=PESSOA							
CST	ACSA	8,457	0	0	0	0	8,457
Total		8,457	0	0	0	0	8,457
Prior Years Cost		3,011,162	Future Years Cost		Total Project Cost		3,019,619

Phase	Fund Source	2016	2017	2018	2019	2020	Total
PALM BEACH MPO FROM SECTION 5303 TO TRANSIT PLANNING - Proj# 4137352					Length: .000 MI	*Non-SIS*	
Type of Work: PTO STUDIES					Lead Agency: PALM BEACH MPO		
Notes: TRANSIT PLANNING STUDIES							
PLN	DU	383,168	383,168	390,165	418,210	418,210	1,992,921
PLN	DPTO	40,397	40,397	44,777	44,777	44,777	215,125
PLN	LF	40,397	40,397	44,777	44,777	44,777	215,125
Total		463,962	463,962	479,719	507,764	507,764	2,423,171
Prior Years Cost			Future Years Cost		Total Project Cost		2,423,171
PALM BEACH OPERATIONS CENTER - Proj# 4319204					Length: .000 MI	*Non-SIS*	
Type of Work: FIXED CAPITAL OUTLAY					Lead Agency: FDOT		
Description: 55150200-100777-16=\$27,000 PH72 = \$27K (15K REPLACE AC/ 12K REPLACE/INSTALL LED LIGHTS)					LRTP#: S8-P110-115		
MNT	D	27,000	0	0	0	0	27,000
Total		27,000	0	0	0	0	27,000
Prior Years Cost			Future Years Cost		Total Project Cost		27,000
PALM BEACH UPWP AT FY 2016/2017 & 2017/2018 - Proj# 4236033					Length: .000 MI	*Non-SIS*	
Type of Work: TRANSPORTATION PLANNING					Lead Agency: PALM BEACH COUNTY		
PLN	PL	0	1,077,086	1,077,086	0	0	2,154,172
Total		0	1,077,086	1,077,086	0	0	2,154,172
Prior Years Cost			Future Years Cost		Total Project Cost		2,154,172
PALM BEACH UPWP AT FY 2014/2015 & 2015/2016 - Proj# 4236032					Length: .000 MI	*Non-SIS*	
Type of Work: TRANSPORTATION PLANNING					Lead Agency: FDOT		
PLN	PL	1,077,086	0	0	0	0	1,077,086
Total		1,077,086	0	0	0	0	1,077,086
Prior Years Cost		1,090,000	Future Years Cost		Total Project Cost		2,167,086
PBC Fair Share Impact Fees for Capacity - Proj# 440025					*Non-SIS*		
Type of Work:					Lead Agency: CITY OF BOCA RATON		
CST	IF	1,500,000	900,000	0	0	0	2,400,000
Total		1,500,000	900,000	0	0	0	2,400,000
Prior Years Cost		900,000	Future Years Cost		Total Project Cost		3,300,000

Phase	Fund Source	2016	2017	2018	2019	2020	Total
Resurface Parking Facilities - Proj# 440088						*Non-SIS*	
Type of Work:					Lead Agency: CITY OF BOCA RATON		
MNT	LF	30,000	30,000	30,000	30,000	30,000	150,000
	Total	30,000	30,000	30,000	30,000	30,000	150,000
Prior Years Cost			Future Years Cost		Total Project Cost		150,000
Roebuck Rd. FROM S.R. 7 TO Jog Rd. - Proj# 2005506					Length: 3 MI	*Non-SIS*	
Type of Work: NEW ROAD CONSTRUCTION					Lead Agency: PBC		
New Project?: Yes							
Notes: 3.0 mi, 4 L							
	Lanes (Existing/Improve/Addl): 0/ 4/ 4						
CST	B	0	0	50,000,000	0	0	50,000,000
	Total	0	0	50,000,000	0	0	50,000,000
Prior Years Cost			Future Years Cost		Total Project Cost		50,000,000
S. DIXIE HWY FROM STERNS ST. TO LAKE WORTH AVE - Proj# 4339711					Length: .436 MI	*Non-SIS*	
Type of Work: DRAINAGE/RETENTION					Lead Agency: FDOT		
					LRTP#: S8-P110-115		
Description: DRAINAGE IMPROVEMENTS CONSTRUCT COLLECTION SYSTEM INTO OFF-LINE FRENCH DRAIN SYSTEM. RECONSTRUCT EASTBOUND PAVEMENT AND SIDEWALK G/W 433968-1 & 433981-1 & 433966-1 LEAD JOB = 433971-1							
PE	DIH	1,618	0	0	0	0	1,618
CST	DIH	6,339	0	0	0	0	6,339
	Total	7,957	0	0	0	0	7,957
Prior Years Cost		618,060	Future Years Cost		Total Project Cost		626,017
SEABOARD STATION BEAUTIFICATION PROJECT - Proj# 4238101					Length: .278 MI	*Non-SIS*	
Type of Work: PEDESTRIAN SAFETY IMPROVEMENT					Lead Agency: FDOT		
					LRTP#: S8-P110-115		
Description: 2007 ENHANCEMENT PROGRAM, SPONSOR-CITY OF WEST PALM BEACH LAP PROGRAM ADMINISTERED BY THE LOCALS 2007 MPO PRIORITY #2							
CST	EB	7,901	0	0	0	0	7,901
	Total	7,901	0	0	0	0	7,901
Prior Years Cost		787,156	Future Years Cost		Total Project Cost		795,057

Phase	Fund Source	2016	2017	2018	2019	2020	Total	
Street Light Design - Proj# 420033					*Non-SIS*			
Type of Work: LIGHTING					Lead Agency: CITY OF BOCA RATON			
CST	GT	0	30,000	150,000	0	0	180,000	
Total		0	30,000	150,000	0	0	180,000	
Prior Years Cost		Future Years Cost		Total Project Cost			180,000	
THERMOPLASTIC FOR LAKE WORTH ROAD RAMP INTERSECTION IMPROVEMENTS - Proj# 4336892					*Non-SIS*			
Type of Work: SIGNING/PAVEMENT MARKINGS					Length: .827 MI			
					Lead Agency: FDOT			
					LRTP#: S8-P110-115			
CST	PKYI	11,045	0	0	0	0	11,045	
Total		11,045	0	0	0	0	11,045	
Prior Years Cost		Future Years Cost		Total Project Cost			11,045	
WIDEN TPK(SR91) LANTANA TOLL PLAZA - LAKE WORTH RD(SR802) (MP88-93) - Proj# 4061441					*Non-SIS*			
Type of Work: ADD LANES & RECONSTRUCT					Length: 7.027 MI			
					Lead Agency: FDOT			
					LRTP#: S8-P110-115			
					Lanes (Existing/Improve/Addl): 6/ 6/ 2			
PE	PKYI	0	0	0	0	2,000,000	2,000,000	
Total		0	0	0	0	2,000,000	2,000,000	
Prior Years Cost		8,913,299	Future Years Cost		Total Project Cost			10,913,299

APPENDIX A

GLOSSARY

<u>PHASE CODE</u>	<u>NAME</u>
CAP.....	Capital
CEI.....	Construction Engineering Inspection
CST.....	Construction Scheduled
DSB.....	Design Build
ENV.....	Environmental
FAA.....	Federal Aviation Administration
FDOT.....	Florida Department of Transportation
INC.....	Contract Incentives
LAR.....	Local Advance Reimbursement
MSC.....	Miscellaneous Construction Scheduled
OPS.....	Operations
PBC.....	Palm Beach County
PBCDOA	Palm Beach County Department of Airports
PBCTA..	Palm Beach County Transportation Authority
PDE.....	Project Development and Environmental
PE.....	Preliminary Engineering Scheduled
PLN.....	Planning Scheduled
ROW.....	Right of Way Acquisition Scheduled
RRU.....	Utilities
TD.....	Transportation Disadvantaged

APPENDIX B

MPO Priority Projects

(Available on www.PalmBeachMPO.org/TIP)

APPENDIX C

Annual Listing of Obligated Projects
(Available on www.PalmBeachMPO.org/TIP)

APPENDIX D

TIP Amendments & Modifications
(Available on www.PalmBeachMPO.org/TIP)