

Transportation **I**mprovement **P**rogram

FY 2015-2019

Adopted June 2014
www.PalmBeachMPO.org/TIP

As Amended *

#1 September 18, 2014

2300 North Jog Road • 4th Floor • West Palm Beach • FL 33411 • 561-684-4170


Public participation is solicited without regard to race, color, national origin, age, sex, religion, disability or family status. Persons who require special accommodations under the American with Disabilities Act or translation services for a meeting, free of charge, or for complaints, questions or concerns about civil rights, please contact: Malissa Booth at 561-684-4143 or email MBooth@PalmBeachMPO.org. Hearing impaired individuals are requested to telephone the Florida Relay System at #711.

PALM BEACH METROPOLITAN PLANNING ORGANIZATION

TRANSPORTATION IMPROVEMENT PROGRAM FY 2015-2019

This report was financed in part by the U.S. Department of Transportation, FHWA, the Florida Department of Transportation, and local participating governments and prepared using the Metropolitan Planning Organization Program Management Handbook. The views and opinions expressed herein do not necessarily state or reflect those of the U. S. Department of Transportation.

Adoption Date: June 19, 2014


Chair



2300 N Jog Road
West Palm Beach, Florida 33411
561-684-4170

www.palmbeachmpo.org

**2015-2019
TRANSPORTATION IMPROVEMENT PROGRAM
PALM BEACH**

TABLE OF CONTENTS

Executive Summary.....	4
Funding Summary	13
Project Listing by Type	
Major Improvements	15
Interstate 95 (I-95).....	24
Florida Turnpike	32
Transportation System Management	39
Maintenance.....	54
Aviation	89
Railroad.....	101
Port of Palm Beach	106
Tri-Rail (SFRTA)	108
Transit.....	111
Transportation Disadvantaged	117
Non-Motorized Projects.....	119
Major Improvement Project Maps.....	127
Glossary	131
MPO Priorities	Appendix A
Long Range Transportation Plan Excerpt Pages.....	Appendix B
Annual Listing of Obligated Projects.....	Appendix C
TIP Amendments & Modifications.....	Appendix D
TIP Total Project Cost Summary	Appendix E

EXECUTIVE SUMMARY

Overview

The Transportation Improvement Program (TIP) is a staged program encompassing a five-year period consisting of all regionally significant transportation improvements to all modes of travel in Palm Beach County. The TIP is developed through a continuous, cooperative and comprehensive effort involving the Florida Department of Transportation, the Board of County Commissioners, the Port of Palm Beach, South Florida Regional Transportation Authority and municipalities within the County. Consultation is also carried out with the Miami-Dade and Broward MPO's during the TIP process.

The TIP identifies transportation improvements funded by Federal, State and local sources in order to assist local governments within the Palm Beach MPO area with their transportation planning efforts. The TIP is based on and reflects the Florida Department of Transportation's FY 15-19 Work Program for Palm Beach County, and generally moves forward the projects in the time frame from previous TIPs. Please note that the identified projects may experience unforeseen complications and that the DOT work program and the TIP may be amended throughout the year to accommodate this.

To provide for continuity and ease of use, the projects contained in the TIP have been aggregated by type and listed in sections. The TIP provides funding for the following twelve project types:

To provide for continuity and ease of use, the projects contained in the TIP have been aggregated by type and listed in sections. The TIP provides funding for the following twelve project types:

	PROJECT TYPE	FUNDING	PERCENT OF TOTAL
1.	Major Improvements: Significant capacity additions	\$ 294,458,083	17.6%
2.	Interstate 95 (I-95): Improvements and maintenance to I-95	\$ 209,872,191	12.6%
3.	Florida Turnpike: Turnpike-related activities	\$ 163,871,803	9.8%
4.	Transportation System Management: Low cost improvements	\$ 61,025,848	3.7%
5.	Maintenance: Maintenance of facilities	\$ 266,176,385	15.9%
6.	Aviation: Airport improvements	\$ 106,258,655	6.4%
7.	Railroad: Other than SFRTA Commuter rail projects	\$ 78,500,194	4.7%
8.	Port of Palm Beach: Port-related projects	\$ 11,151,000	0.7%
9.	Tri-Rail: SFRTA Commuter rail projects	\$ 121,500,000	7.3%
10.	Transit: Mass transit projects	\$ 324,950,067	19.5%
11.	Transportation Disadvantaged & ADA projects	\$ 10,489,312	0.6%
12.	Non-motorized projects	\$ 21,473,279	1.3%
TOTAL TIP FY 2015-2019		\$ 1,669,726,817	100%

Time Frame

This document includes a five-year implementation schedule for Fiscal Year 2015 through Fiscal Year 2019 following the state fiscal calendar which begins on July 1 and ends on June 30 (i.e. Fiscal Year 2015 addresses a calendar year of July 1st to June 30th). Note that some projects shown in the TIP to be funded by other agencies may be based on a fiscal year beginning October 1st and ending September 30th.

Prioritization

In order to be included in the TIP, a project must be consistent with the MPO adopted long-range transportation plan (LRTP). The adopted LRTP was prepared using estimates of available revenues and project costs and is cost feasible. The LRTP is referenced in local comprehensive plans in order to ensure consistency with these plans to the maximum extent feasible. The MPO adopted a list of unfunded priorities from the Plan in September and transmitted them to the FDOT for use in preparing the tentative Work Program – these are included in Appendix A and highlighted in the summary of projects section. The MPO and FDOT then worked cooperatively in development of the Work Program and the drafting of the TIP to accomplish these priorities. Additionally, projects in other categories are identified and prioritized as outlined below.

- Type 1-3 – Major Improvements (including I-95 and Florida Turnpike) Major Improvements are prioritized by the MPO considering the countywide Congestion Management Program (CMP) and issues related to safety, continuity, local goals and objectives not easily quantified. I-95 and Turnpike projects are prioritized by FDOT. Community desires and alternative modes of transportation are considered by the MPO for all projects in this group.
- Type 4 – Transportation System Management These projects are selected to provide maximum benefit through minimal time and capital investment; they may include improvements related to congestion relief and air quality.
- Type 5 – Maintenance These projects are proposed by the maintaining agencies based on the condition of the transportation infrastructure.
- Type 6-8 – Aviation/Railroad/Port Airport Master Plans are used for consistency in selection of aviation projects. The major rail stakeholders are consulted for improvements to the rail network which facilitate freight movement through the region. The MPO also works closely with the Port of Palm Beach to ensure seaport TIP projects are consistent with the Port Master Plan to the maximum extent feasible.
- Type 9-10 – Tri-Rail/Transit Transit projects are taken from the Transit Development Plan (TDP) prepared in conjunction with the transit operator and adopted by the MPO.
- Type 11 TD/ADA Project funding for transportation disadvantaged activities is proposed pursuant to Chapter 427, F.S. The MPO serves as the planning agency and monitors the Community Transportation Coordinator to collaboratively assess the needs of the county, prepare a service plan and coordinate the provision of services with the plan.
- Type 12 – Non-Motorized Projects These projects are prioritized through the Bicycle Greenway Pedestrian Advisory Committee (BGPAC) for inclusion in the TIP.

Summary of Projects

Because the TIP is a continuous effort, many of the projects shown for inclusion are an on-going effort to accomplish those priorities identified in previously adopted versions of the TIP. The following tables highlight the status of MPO Priority Projects, projects scheduled for construction in FY 2015, and some of the more significant changes in this version.

MPO Priority Projects

Project Number	Location	Improvement	Funding
4124204	I-95 @ Glades Rd/SR 808	Interchange Improvement and additional capacity on Glades Rd. between Butts Rd. and FAU Blvd./ NW 13 th Street	PE-\$4.5M in FY 15
4353431	Quiet Zone/Safety Improvements at FEC Crossings-Countywide	Rail Safety Project	RRU-\$6.6M in FY 16
4351581	SR-80/Southern Blvd at Sansbury's Way/Lyons Rd.	Intersection Improvement –Add EB right turn lane & 2 nd West Bound Left Turn Lane	PE - \$725K in FY 15, CON – \$3.5M in FY 18
4328832	PGA Blvd. from Ave of Champions to US 1	Install Adaptive Traffic Control System	PE-\$175K in FY16, CST-\$1.7M in FY18
2298963	Beeline Hwy/SR-710 From W. of Australian Ave To Old Dixie Hwy.	Median Landscaping and Irrigation	PE-\$75K in FY17, CST in FY 18
4317611	Palm Tran Interface w/ MDT/SFRTA Easy Card	Purchase Equipment	MSC-\$820K in FY 15
4193452	Southern Blvd – Big Blue to Crestwood	Widen from 4 to 6 lanes from West of Lion Country Safari to F.H. Blvd/Crestwood Blvd.	RW - \$4.6M in FY 15-17, CON - \$39.4M in FY 18
4279381	SR 7 – Broward Co to Glades Rd	Intersection, bike/ped, transit and TSM improvements	PE - \$1.4M in FY 15, CON - \$9.4M in FY 19
2331662	Glades Rd – SR 7 to Federal Hwy	Intersection Improvements at Airport Rd/ I-95. Additional scope pending.	PE - \$4.2M in FY 15, CON (at I-95 only) - \$2.1M in FY 18
4351591	SE Ave G – Main St to Gove Elementary School	Construct new sidewalk	PE - \$175K in FY 15
4351601	Palmetto Park Rd - SR 7 to NW 2 nd Ave	Construct multi-use pathway on south side of road	PE - \$165K in FY 15

MPO Priority Projects Cont'd.

Project Number	Location	Improvement	Funding
4284001	US 1 – CR-A1A to Beach Road	Add bike facilities to bridge rehab project; Cost to increase by ~\$2M.	CON - \$19.4M in FY 16
4297671	SFRTA Northern Layover Facility	Construct new layover & light maintenance facility	PE - \$2.5M in FY 15 CON - \$32M in FY 17-19
4084272	Tri-Rail Extension to Jupiter	Extend commuter rail service	CAP - \$13.5M in FY 18, CAP - \$1.5M in FY 19
4347351	Palm Tran Expansion of Maintenance Facilities	Fund design & construction	PE - \$150K in FY 18 (WPB), PE - \$150K in FY 18 (Delray), CON - \$1.5M in FY 19 (Delray)
4353851	Camino Real at Dixie Hwy; Palm Tran & BCT Transfer Location	Install bus shelter	CAP - \$50K in FY 15
4304581	Tri-Rail Boca Raton New Station	East side of Military Trail south of Glades Rd	PE - \$1.5M in FY 17, CON - \$17M in FY 18
2298961	Beeline Hwy/SR 710 from W of Australian to Old Dixie	Widen from 2 to 4 Lanes	ROW -\$3.3M fy15-17, CST-\$25.3M in FY 16
2296644	SR 7 from Okeechobee Blvd to 60th St	Widen from 2 to 4 lanes	CST \$26.4M in FY 17
2296643	SR 7 from 60th St to Northlake Blvd.	Construct new 4 lane road	ROW \$1M in FY 15-17, CST \$52.2M FY 16
4317621	Palm Tran Route 43	Transit Signal Priority System	CST \$1.25M in FY 15
4317631	Palm Tran Route 62	Transit Signal Priority System	CST \$1.25M in FY 15

Other Regionally Significant Projects

Project Number	Location	Improvement	Funding
4331091	I-95 from Broward Co. to Linton Blvd	Introduce <u>managed lanes</u> to I-95 corridor	PE & CON - \$127.5M in FY 19
4192511	Beeline Hwy from Northlake to Blue Heron	Widen from 4 to 6 lanes, No interchange at Northlake Blvd.	PE - \$4.8M in FY 15
4190131	Southern Blvd. Bridge	ICWW bridge replacement	CON - \$60.1M in FY 15-16

FY 2015 Construction Projects

Project Number	Location	Improvement	Funding
Multiple Projects	Transportation Alternatives (TA) Grant Projects	Crestwood Blvd, NE 2 nd Ave, Bluegill Trail, Patch Reef Trail, 15 th St, 23 rd St, Flying Cow Rd	TA ~\$6M
2003503B	Northlake Blvd – Seminole Pratt to W of Hall	Widen from 2 to 4 lanes	CST-\$10.5M
2012501	Atlantic Ave at Turnpike NB	Add WB exclusive right	Local-\$500K FY 17
4228271	Port of Palm Beach	Port-wide slip redevelopment	State-\$4.6M
4349481	Northwood Crossover Phase 1A– TIGER grant funded	Construct rail connections between FEC and SFRC, NW to SE Quadrants	Tiger, State, and Local \$19.7M
2293962	PGA Blvd from SR 710 to C-18 canal	Raise roadway by 4-ft, replace drainage culvert	State-\$9.8M
4347231	I-95 at Blue Heron	Ramp intersection turn lanes	Federal & State - \$2.5M
4340071	Military Trail – Shiloh to Beeline/SR 710	Install street lighting	Federal & State - \$1.5M
4278881	PBIA Taxiways	Upgrades & Improvements	Federal, State, & Local \$20.8M
4334201	South Central FL Express Cane Block Rail	Railroad Mainline Rehabilitation	State and Local \$21.7M
4348681	Villa Rica FEC rail siding	Construct siding extension near Yamato Rd.	State and Local \$4.9M

Other Proposed Additions

Project Number	Location	Improvement	New Total	Last FY	Explanation
4346121	Golfview Commercial Property Acquisition	Aviation Capacity Project	14,114,637	2018	Airport Priority
4346131	Palm Beach Int'l Airport GAFIS Facilities Improvements	General Aviation Capacity	6,900,000	2019	Airport Priority
4353841	I-95 @ Linton Boulevard Interchange	Interchange Improvement	20,970,268	2019	I-95 Master Plan
4347221	I-95 @ Atlantic Avenue Interchange	Interchange Improvement	8,292,904	2018	I-95 Master Plan
4132651	I-95 @ PGA Boulevard/Central	Interchange Justification/Modification	2,525,000	2016	New Interchange – design funds
4355161	I-95 @ SR-80/Southern Blvd. Interchange	Interchange Improvement	2,005,000	2015	I-95 Master Plan – design funds
2319321	I-95 @ Gateway Blvd. Interchange	Interchange Improvement	1,005,000	2015	I-95 Master Plan – design funds
4358031	I-95 @ Northlake Blvd Interchange	Interchange Improvement	1,005,000	2015	I-95 Master Plan – design funds
4358041	I-95 @ Boynton Beach Blvd Interchange	Interchange Improvement	1,005,000	2015	I-95 Master Plan – design funds
2003501	Camino Real Rd./Boca Club over Intracoastal Waterway	Bridge Rehabilitation	6,000,000	2016	PBC Road Program
2013531	Palmetto Park Rd. over L.W.D.D. E-4 Canal (El Rio Canal)	Bridge Replacement	2,600,000	2016	PBC Road Program
1998506	Jog Rd. From Roebuck Rd. S. of 45th Street	Construct New 2L Road	30,000,000	2018	PBC Road Program

Proposed Additions (Cont.)

Project Number	Location	Improvement	New Total	Last FY	Explanation
2003503	Northlake Blvd. From E. of Seminole Pratt Whitney Rd. to W. of Hall Blvd.	Widen 2L to 4L	12,500,000	2017	PBC Road Program
2014500	Old Dixie Hwy. From Yamato Rd. To Linton Blvd.	Widen 2L to 3L	12,500,000	2018	PBC Road Program
2013528	Haverhill Rd. From N. of Caribbean Blvd. To Bee Line Hwy.	Widen 2L to 4L	9,500,000	2017	PBC Road Program
2010503	Haverhill Rd. From S. of L.W.D.D. L-14 Canal to Lake Worth Rd.	Widen 2L to 4L	7,600,000	2016	PBC Road Program
2009602	Haverhill Rd. From Lantana Rd. to S. of L.W.D.D. L-14 Canal	Widen 2L to 4L	2,100,000	2016	PBC Road Program
2013527	Lyons Rd. From Clint Moore Rd. to Atlantic Ave.	Widen 2L to 4L	12,500,000	2017	PBC Road Program
2010504A	Lyons Rd. From Lantana Rd. to N. of LWDD L-14 Canal	Widen 2L to 4L	4,000,000	2017	PBC Road Program
2010504B	Lyons Rd. From LWDD L-14 Canal to Lake Worth Rd.	Widen 2L to 4L	100,000	2018	PBC Road Program
2013530	Lyons Rd. From Hillsboro Canal To SW 18th Street	Widen 4L to 6L	2,100,000	2017	PBC Road Program
2007500	Lyons Rd. From Lake Worth Rd., To Stribling Way	Improve and extend existing 2L Road	100,000	2018	PBC Road Program
2013522	Hood Rd. From E. of Florida's Turnpike To W. of Central Blvd.	Widen 2L to 4L	6,600,000	2017	PBC Road Program
2013526	Flavor Pict Rd. From SR 7 To Lyons Rd.	Construct New 2L Road	4,600,000	2017	PBC Road Program
2014501	Royal Palm Beach Blvd. From M-Canal To S. of Orange Blvd.	Widen 2L to 3L	4,000,000	2018	PBC Road Program
2013529	Roebuck Rd. From Jog Rd. To Haverhill Rd.	Widen 2L to 4L	3,350,000	2017	PBC Road Program
4353861	US-27/SR-25 Intersection with SR-80	Intersection Improvement	1,454,964	2016	FDOT SIS capacity project
4350841	5th Avenue From South A Street to South F Street	Bike Lane/Sidewalk	1,163,914	2017	TA Project
4348331	Port of Palm Beach Berth 1 expansion	Seaport Capacity Project	6,000,000	2019	Port Priority
4349482	Northwood Crossover – Phase 2	Rail Connection between FEC and SFRC, SW to NE Quadrant	21,920,796	2018	Rail Connection

Other Proposed Changes

Project Number	Location	Improvement	Previous Total	New Total	Explanation
4339091	I-95/SR-9 @ Indiantown Rd./SR 706	Landscaping	5,000	1,887,337	Add CST funds
4287191	Military Trail FR: Lake Worth Rd TO: SR-80	Resurfacing	5,004,851	7,491,439	Increase CST funds
4170317	SFECC Corridor Transit Alt, FR: West TO: Palm Beach To Jupiter	Rail Capacity Project	5,420,000	1,350,000	PDE funded in FY 14, Add PE funds

Other Proposed Deletions

Project Number	Location	Improvement	Previous Total	Last FY	Explanation
4124202	I-95 FR: S. OF Glades Rd TO: N. Of Yamato	Interchange Ramp (New)	37,352,750	2016	Combined into I-95 managed lane project
4093553	I-95 FR: Yamato Road TO Linton Blvd.	Add Lanes & Reconstruct	35,875,466	2015	
4093552	I-95 FR: Broward Co Line TO: S. Of Glades	Add Lanes & Reconstruct	975,000	2015	
4317732	I-95 FR: Broward/PBC Line TO: Linton blvd.	Funding Action	35,137,603	2018	
4132521	I-95 FR: f. s of SR-706/Indiantown TO: Palm Beach/Martin C/L	PD&E/EMO Study	1,300,000	2015	PDE did not warrant managed lanes
2367691	SFRC Rail Corridor Maintenance	Rail Preservation Project	43,224,624	2018	SFRTA is now responsible for O/M, funds will be under new Proj No,
4187342	FEC SIS FOR R/R FR: Hypoluxo/Villa Rica TO: Double Track	Rail Capacity Project	37,763,842	2015	The project was dropped at the railroad's request

Public Involvement Process

The Palm Beach MPO adopted the FY 2015-2019 TIP at a public meeting of the MPO Board on June 19, 2014. The following opportunities for public review and comment were offered for more than 30 days prior to the public meeting:

- Website - The Draft FY 2015-2019 TIP document in PDF form, Notice of the Public Meeting and an online public comment form were posted to www.PalmBeachMPO.org.
- Newspaper advertising - Provided notice of the Public Meeting and advised of the various opportunities for viewing the Draft TIP document and for asking questions and offering public comments as follows: Palm Beach Post - Published in the Sunday Local section on May 10 and June 14, 2014. El Latino Semanal - Spanish language ads were published in the free weekly editions of May 11-17 and June 8-14, 2014.
- MPO Office and 18 Palm Beach County libraries and 11 Municipal Libraries – A printed copy of the Draft FY 2015-2019 TIP document and English and Spanish Public Meeting Notices were available for review
- MPO Committees - On June 4, 2014, the Draft TIP was recommended for approval by the MPO's Technical Advisory Committee (TAC) and Citizens Advisory Committee (CAC). The TAC is composed of planning and engineering staff from municipal, county and state agencies and organizations to provide input on the technical aspects of the program. The CAC is composed of representatives from the community with interests in transportation and planning in accordance with the requirements of TEA-21 and Chapter 339.175, F.S., to provide a citizen viewpoint on transportation projects and impacts.
- MPO Board meeting – Public comments were heard at the publicly noticed MPO Board meeting on June 19, 2014.

Funding

A typical project includes a Project Development and Environment (PD&E) phase, a Design (PE) phase, a Right of Way (ROW) phase and a Construction (CST) phase. Costs on the TIP pages will have historical costs, five years of the current TIP and projected future costs to complete the project consistent with the CF Plan. For some projects, such as resurfacing, safety or operational project, there may not be a total cost provided but rather additional details on that program.

The Transportation Improvement Program (TIP) is financially constrained for each year. Federally funded projects identified in the TIP can be implemented using current proposed revenue sources based on the Florida Department of Transportation Tentative Work Program and locally dedicated transportation revenues. All Projects funded by the Florida Department of Transportation (FDOT) with federal or non-federal dollars are included in a balanced 36-month forecast of cash and expenditures and a five-year finance plan supporting the FDOT Work Program. All local government projects (non-federally funded) that are included in the TIP are part of member local government's capital improvement programs. The following table provides a summary of federal, state and local funding codes as well as the dollar amounts allocated to projects within each funding code by fiscal year. Note that all project costs are shown in year of expenditure dollars, meaning the costs reflect the adjusted value of the work at the time the funds will be expended on the project.

TRANSPORTATION IMPROVEMENT PROGRAM FY 2015-2019
FUNDING SUMMARY

PALM BEACH METROPOLITAN PLANNING ORGANIZATION

Fund	Name	FY 2015	FY 2016	FY 2017	FY 2018	FY 2019	Total
Federal							
ACNP	ADV CONST (NAT HWY PERF - ANY)	7,694,700	24,735,785	3,793,910	16,211,907	74,762,500	127,198,802
ACSB	ADV CONST (SCENIC BYWAYS)	837,500	30,791,345	0	0	0	31,628,845
ACSU	ADV CONST (SU)	36,199	0	0	0	0	36,199
BRTZ	FED BRIDGE REPL - OFF SYSTEM	855,000	0	0	0	0	855,000
DU	STATE PRIMARY/FEDERAL REIMB	336,679	346,135	362,794	380,265	398,588	1,824,461
FAA	FEDERAL AVIATION ADMINISTRATION	15,627,937	13,190,700	600,000	4,704,879	0	34,123,516
FTA	FEDERAL TRANSIT ADMINISTRATION	55,698,989	30,915,406	27,700,000	27,700,000	14,700,000	156,714,395
HSP	FED HWY SAFETY PROGRAM	2,427,633	960,435	2,060,750	0	0	5,448,818
NHPP	NAT HWY PERF - ANY	49,114	800,000	0	0	0	849,114
NHRE	NAT HWY PERF - RESURFACING	0	0	2,494,086	0	0	2,494,086
RHH	RAIL HWY CROSSINGS-HAZARD	540,890	0	0	0	0	540,890
RHP	RAIL HIGHWAY X-INGS - PROT DEV	81,867	0	0	0	0	81,867
SA	STP ANY AREA STATEWIDE	246,797	4,304,386	4,603,771	1,144,880	0	10,299,834
SE	STP ENHANCEMENT PROJECTS	754,940	0	0	0	0	754,940
SL	STP SMALL URBAN AREAS < 200K	175,000	843,604	0	0	0	1,018,604
SU	STP PALM BEACH MPO ONLY	16,220,295	28,713,979	13,763,176	15,045,156	13,534,056	87,276,662
TALT	TRANS ALTERNATIVES - ANY AREA STATEWIDE	3,227,101	1,147,977	155,562	0	0	4,530,640
TALU	TRANS ALTERNATIVES - PALM BEACH MPO ONLY	1,609,667	1,609,731	1,674,288	0	0	4,893,686
TIGR	TIGER DISCRETIONARY GRANT	7,411,584	0	0	0	0	7,411,584
Federal Subtotal		113,831,892	138,359,483	57,208,337	65,187,087	103,395,144	477,981,943
State							
BNBR	AMENDMENT 4 BONDS (BRIDGES)	1,234,853	21,989,778	0	0	0	23,224,631
BRP	STATE BRIDGE REPLACEMENT	0	5,061,094	0	0	0	5,061,094
BRRP	STATE BRIDGE REPAIR & REHAB	1,269,638	11,201,290	5,991,425	3,605,913	1,544,032	23,612,298
CIGP	COUNTY INCENTIVE GRANT PROGRAM	64,238	1,365,909	350,000	2,500,000	0	4,280,147
D	UNRESTRICTED STATE PRIMARY	11,752,310	11,820,779	11,820,779	12,121,401	12,884,135	60,399,404
DDR	DISTRICT DEDICATED REVENUE	14,733,702	34,930,421	22,338,818	23,756,373	20,712,570	116,471,884
DI	STATEWIDE INTER & INTRASTATE HWY	17,208,603	0	0	0	0	17,208,603
DIH	STATE IN-HOUSE PRODUCT SUPPORT	893,385	1,212,955	1,042,595	1,290,428	253,558	4,692,921
DIS	STRATEGIC INTERMODAL SYSTEM	0	0	0	0	3,000,000	3,000,000
DITS	STATEWIDE ITS	22,575	0	0	0	0	22,575
DPTO	PUBLIC TRANSIT OFFICE - STATE	14,513,808	4,627,772	1,973,962	10,735,262	7,820,000	39,670,804
DS	PRIMARY HIGHWAYS & PUBLIC TRANSIT	8,055,103	32,482,788	33,851,767	36,327,841	64,716,248	175,433,747
DWS	WEIGHT STATIONS	393,411	0	0	0	0	393,411
GMR	GROWTH MANAGEMENT FOR SIS	25,984,473	1,350,000	1,500,000	5,900,000	0	34,734,473
PKYI	TURNPIKE IMPROVEMENT	7,935,771	70,886,014	2,326,377	58,326,472	1,420,000	140,894,634
PKYR	TURNPIKE RENEWAL & REPLACEMENT	250,452	1,855,686	19,034,695	1,433,185	0	22,574,018
PORT	SEAPORTS	275,000	0	0	0	0	275,000
TDTF	TRANS DISADV - TRUST FUND	2,360,095	2,360,095	2,360,095	2,360,095	0	9,440,380
TRIP	TRANS REGIONAL INCENTIVE PROGM	7,135,579	4,822,343	1,143,153	21,068,640	0	34,169,715
State Subtotal		114,082,996	205,966,924	103,733,666	179,425,610	112,350,543	715,559,739
Local							
LF	LOCAL FUNDS	24,586,696	17,826,631	18,466,767	31,321,109	26,047,240	118,248,443
LFP	LOCAL FUNDS FOR PARTICIPATING	1,197,540	351,000	1,038,005	0	0	2,586,545
B	BOND	0	0	0	30,000,000	0	30,000,000
GT	LOCAL OPTION GAS TAX	48,918,000	53,688,000	47,128,000	47,378,000	37,528,000	234,640,000
IF	IMPACT FEE	11,484,238	5,775,909	38,800,000	14,450,000	0	70,510,147
IF/GT	IMPACT FEE & GAS TAX	0	9,700,000	10,500,000	0	0	20,200,000
Local Subtotal		86,186,474	87,341,540	115,932,772	123,149,109	63,575,240	476,185,135
Grand Total		314,101,362	431,667,947	276,874,775	367,761,806	279,320,927	1,669,726,817

Q:\MPO\TIP\FY 2015-19\Funding Summary\2015-2019_TIP_FundingSummary_V02_WithAmendments_11132014_.xlsx

Understanding the TIP

The following guide to information has been developed to assist the reader in understanding the layout and content of the TIP report.

1	2		3		4		5	6			
I-95/SR-9/AUX LANES			FROM FROM S. OF GLADES RD TO TO N. OF YAMATO		FM# 4124202		Length: 3.870 mi	*SIS*	*RSP*		
7	Type of Work: INTERCHANGE RAMP (NEW)					8 Lead Agency: FDOT					
			9 Lanes (Existing/Improve/Addl): 8/ 8/ 2				10 LRTP#: CH6-P7				
11											
12											
CST (5NA)		DS	0	0	6,458,591	0	0	6,458,591			
CST (5NA)		DIH	0	0	1,029,218	0	0	1,029,218			
CST (5NA)		SU	0	0	14,411,537	0	0	14,411,537			
CST (5NA)		DDR	0	0	15,453,404	0	0	15,453,404			
Total			0	0	37,352,750	0	0	37,352,750			
13		Prior Years Cost		2,630,742	14		Future Years Cost		15	Total Project Cost	39,983,492

1. Project Name.
2. Project Limits or Description.
3. FDOT Financial Management Number.
4. Length of the project in miles.
5. Identifies whether the project is part of the Strategic Intermodal System.
6. Identifies whether the project is a Regionally Significant Project.
7. Shows the Type of Work accomplished by the project.
8. Identifies the lead agency for the project.
9. Identifies the number of existing lanes, the number of lanes to be improved and the number of lanes to be added by the project.
10. Identifies how the project is referenced in the Long Range Transportation Plan (LRTP). Portions of the LRTP have been included as Appendix E to facilitate connecting the TIP projects with the LRTP.
11. Provides any explanatory notes for the project.
12. Identifies each phase, unique fund code and funding amount by fiscal year. The phase code explanations are shown in the glossary on page G1. The names of the various fund codes and funding totals for each code are shown on page 11.
13. Identifies any funds already encumbered/expended for the project in previous years.
14. Identifies any funds expected to be necessary for the project in future years beyond the five year period addressed in the TIP.
15. Identifies the total project cost including prior years, the current TIP and future years.

Section 1 - Major Improvements

Phase	Fund Source	2015	2016	2017	2018	2019	Total
ATLANTIC AVE/SR-806 FROM W. OF LYONS RD TO STARKEY RD - Proj# 2296583					Length: 1.533 MI	*Non-SIS*	*RSP*
Type of Work: ADD LANES & RECONSTRUCT					Lead Agency: FDOT		
Lanes (Existing/Improve/Addl): 2/ 2/ 3					LRTP#: CH6-P7		
Notes: 2L TO 4L; PD&E UNDER 229658-1 \$2.000M TOPS FUNDS IN 2003 FOR PH48 USED AS MATCH FOR TRIP TRIP FUNDED PROJECT WITH PALM BEACH COUNTY							
ROW	DDR	70,571	0	0	0	0	70,571
Total		70,571	0	0	0	0	70,571
Prior Years Cost		9,632,476	Future Years Cost		Total Project Cost		9,703,047
BEELINE HIGHWAY/SR 710 FROM MARTIN CO LINE TO CONGRESS AVE - Proj# 4193481					Length: 22.01 MI	*SIS*	
Type of Work: PD&E/EMO STUDY					Lead Agency: FDOT		
Lanes (Existing/Improve/Addl): 2/ 2/ 2					LRTP#: CH6-P7		
Description: PD&E, 2L TO 4L/STUDY PART OF 419348.2, LDCA APPD 1/6/14 GROWTH MGMNT P #18							
PE	DIH	0	2,994	0	0	0	2,994
CST	DDR	0	152,000	0	0	0	152,000
Total		0	154,994	0	0	0	154,994
Prior Years Cost		7,954,395	Future Years Cost		Total Project Cost		8,109,389
BEELINE HWY/SR-710 FROM FROM W OF AUSTRALIAN AVE TO TO OLD DIXIE HWY - Proj# 2298961					Length: 0.819 MI	*SIS*	*RSP*
Type of Work: ADD LANES & RECONSTRUCT					Lead Agency: FDOT		
Lanes (Existing/Improve/Addl): 2/ 2/ 2					LRTP#: CH6-P7		
Notes: WIDEN & RECONST 2L TO 4L/INCLUDES WORK ON DIXIE 200 METERS S OF NEW CONNECTOR TO 13TH ST./ PD&E UNDER 4118041 COST TO BE DEVELOPED/10MPO PRIORITY#01 PROJECT "C" SPANISH RIVER BRIDGE PROJECTS PER MPO REQUEST 9/02							
ROW	SU	800,000	0	743,863	0	0	1,543,863
RRU	DS	1,100,000	0	0	0	0	1,100,000
RRU	ACNP	700,000	0	0	0	0	700,000
ROW	NHPP	0	800,000	0	0	0	800,000
CST	ACNP	0	24,455,785	0	0	0	24,455,785
ROW	ACNP	0	0	238,578	0	0	238,578
Total		2,600,000	25,255,785	982,441	0	0	28,838,226
Prior Years Cost		43,797,768	Future Years Cost		Total Project Cost		72,635,994

Phase	Fund Source	2015	2016	2017	2018	2019	Total
BEELINE HWY/SR-710 FROM FROM NORTHLAKE BLVD TO TO BLUE HERON BLVD - Proj# 4192511					Length: 6.627 MI	*SIS*	
Type of Work: ADD LANES & RECONSTRUCT					Lead Agency: FDOT		
Lanes (Existing/Improve/Addl): 4/ 2/ 2					LRTP#: CH6-P7		
Notes: PROJECT INCLUDES AT GRADE IMPROVEMENTS ONLY; NO GRADE SEPARATION/INTERCHANGES ARE PROPOSED. ADD 2 LANES (2+2) PD& E UNDER 419348-1							
PE	DIH	300,000	0	0	0	0	300,000
PE	DI	4,500,000	0	0	0	0	4,500,000
Total		4,800,000	0	0	0	0	4,800,000
<i>Prior Years Cost</i>			<i>Future Years Cost</i>	5,530,364	<i>Total Project Cost</i>		10,330,364
CONGRESS AVE EXT. FROM NORTHLAKE BLVD TO ALTERNATE A1A - Proj# 4330641					Length: .000 MI	*Non-SIS*	*RSP*
Type of Work: NEW ROAD CONSTRUCTION					Lead Agency: PALM BEACH COUNTY		
Lanes (Existing/Improve/Addl): 0/ 3/ 3					LRTP#: CH6-P7		
Notes: CIGP - COUNTY INCENTIVE GRANT PROGRAM, JPA W/PALM BCH COUNTY 50/50 SPLIT DESIGN AND CONSTRUCTION							
ROW	IF	0	1,365,909	0	0	0	1,365,909
ROW	CIGP	0	1,365,909	0	0	0	1,365,909
CST	IF	0	0	0	2,500,000	0	2,500,000
CST	CIGP	0	0	0	2,500,000	0	2,500,000
Total		0	2,731,818	0	5,000,000	0	7,731,818
<i>Prior Years Cost</i>		500,000	<i>Future Years Cost</i>		<i>Total Project Cost</i>		8,231,818
Flavor Pict Rd. AT SR 7 to Lyons Rd. - Proj# 2013526					Length: 1 MI	*Non-SIS*	
Type of Work: NEW ROAD CONSTRUCTION					Lead Agency: PBC		
New Project?: Yes					LRTP#: CH6-P7		
Lanes (Existing/Improve/Addl): 0/ 2/ 2							
Notes: 1.0 mi, 2 L							
ENV	IF	100,000	0	0	0	0	100,000
CST	IF	0	0	4,500,000	0	0	4,500,000
Total		100,000	0	4,500,000	0	0	4,600,000
<i>Prior Years Cost</i>			<i>Future Years Cost</i>		<i>Total Project Cost</i>		4,600,000

Phase	Fund Source	2015	2016	2017	2018	2019	Total
GLADES ROAD/SR-808 FROM SR-7/US-441 TO SR-5/US-1 - Proj# 2331662 Type of Work: PD&E/EMO STUDY Lanes (Existing/Improve/Addl): 6/ 6/ 2 Notes: TRANSIT STUDY 2013 MPO PRIORITY #3 AND #9 CONSTRUCTION RESERVE ON 431969-1					Length: 7.615 MI Lead Agency: FDOT LRTP#: CH6-P7	*Non-SIS*	
PE	SU	4,255,000	0	0	0	0	4,255,000
CST	DIH	0	0	0	50,490	0	50,490
CST	DDR	0	0	0	2,038,036	0	2,038,036
Total		4,255,000	0	0	2,088,526	0	6,343,526
Prior Years Cost		2,777,808	Future Years Cost		Total Project Cost		9,121,334
Glades Rd. AT Florida's Turnpike - Proj# 2012502 Type of Work: INTERSECTION IMPROVEMENT New Project?: Yes Notes: Intersection Improvements					Length: .000 MI Lead Agency: PBC LRTP#: CH6-P7	*Non-SIS*	
CST	IF	220,000	0	0	0	0	220,000
Total		220,000	0	0	0	0	220,000
Prior Years Cost			Future Years Cost		Total Project Cost		220,000
Haverhill Rd. FROM N. of Caribbean Blvd. TO Bee Line Hwy. - Proj# 2013528 Type of Work: ADD LANES & RECONSTRUCT New Project?: Yes Notes: 1.6 mi, 5 L					Length: 1.6 MI Lead Agency: PBC LRTP#: CH6-P7	*Non-SIS*	
ENV	IF	500,000	0	0	0	0	500,000
CST	IF	0	0	9,000,000	0	0	9,000,000
Total		500,000	0	9,000,000	0	0	9,500,000
Prior Years Cost			Future Years Cost		Total Project Cost		9,500,000
Haverhill Rd. FROM Lantana Rd. TO S. of L.W.D.D. L-14 Canal - Proj# 2009602 Type of Work: ADD LANES & RECONSTRUCT New Project?: Yes Notes: 0.9 mi, 4 L					Length: 0.9 MI Lead Agency: PBC LRTP#: CH6-P7	*Non-SIS*	
CST	IF/GT	0	2,100,000	0	0	0	2,100,000
Total		0	2,100,000	0	0	0	2,100,000
Prior Years Cost			Future Years Cost		Total Project Cost		2,100,000

Phase	Fund Source	2015	2016	2017	2018	2019	Total
Haverhill Rd. FROM S. of L.W.D.D. L-14 Canal TO Lake Worth Rd. - Proj# 2010503					Length: 1.3 MI	*Non-SIS*	
Type of Work: ADD LANES & RECONSTRUCT					Lead Agency: PBC		
New Project?: Yes					LRTP#: CH6-P7		
Notes: 1.3 mi, 4 L & 5 L							
		Lanes (Existing/Improve/Addl): 2/ 4/ 2					
CST	IF/GT	0	7,600,000	0	0	0	7,600,000
	Total	0	7,600,000	0	0	0	7,600,000
Prior Years Cost		Future Years Cost			Total Project Cost		7,600,000
Hood Rd. FROM E. of Florida's Turnpike TO W. of Central Blvd. - Proj# 2013522					Length: 1.2 MI	*Non-SIS*	
Type of Work: ADD LANES & RECONSTRUCT					Lead Agency: PBC		
New Project?: Yes					LRTP#: CH6-P7		
Notes: 1.2 mi, 4 L							
		Lanes (Existing/Improve/Addl): 2/ 4/ 2					
ROW	IF	200,000	0	0	0	0	200,000
CST	IF	0	0	6,400,000	0	0	6,400,000
	Total	200,000	0	6,400,000	0	0	6,600,000
Prior Years Cost		Future Years Cost			Total Project Cost		6,600,000
Jog Rd. FROM Roebuck Rd. TO S. of 45th Street - Proj# 1998506					Length: 1.9 MI	*Non-SIS*	
Type of Work: ADD LANES & RECONSTRUCT					Lead Agency: PBC		
New Project?: Yes					LRTP#: CH6-P7		
Notes: 1.9 mi, 4 L							
		Lanes (Existing/Improve/Addl): 0/ 4/ 4					
CST	B	0	0	0	30,000,000	0	30,000,000
	Total	0	0	0	30,000,000	0	30,000,000
Prior Years Cost		Future Years Cost			Total Project Cost		30,000,000
Lyons Rd FROM N. of LWDD L-14 Canal TO Lake Worth Rd. - Proj# 2010504B					Length: 1.1 MI	*Non-SIS*	
Type of Work: ADD LANES & RECONSTRUCT					Lead Agency: PBC		
New Project?: Yes					LRTP#: CH6-P7		
Notes: 1.1 mi 4L							
		Lanes (Existing/Improve/Addl): 2/ 2/ 2					
PMT	IF	0	0	0	100,000	0	100,000
	Total	0	0	0	100,000	0	100,000
Prior Years Cost		Future Years Cost			Total Project Cost		100,000

Phase	Fund Source	2015	2016	2017	2018	2019	Total
Lyons Rd. FROM Lake Worth Rd. to N. TO L.W.D.D. L-10 Canal - Proj# 2007500 Type of Work: ADD LANES & RECONSTRUCT New Project?: Yes Notes: 1.1 mi, 2/3 L					Length: 1.1 MI Lead Agency: PBC LRTP#: CH6-P7	*Non-SIS*	
		Lanes (Existing/Improve/Addl): 2/ 3/ 1					
PMT	IF	0	0	0	100,000	0	100,000
Total		0	0	0	100,000	0	100,000
Prior Years Cost		Future Years Cost			Total Project Cost		100,000
Lyons Rd. FROM Lantana Rd. TO N. of LWDD L-14 Canal - Proj# 2010504A Type of Work: ADD LANES & RECONSTRUCT New Project?: Yes Notes: 0.9 mi, 4 L					Length: 0.9 MI Lead Agency: PBC LRTP#: CH6-P7	*Non-SIS*	
		Lanes (Existing/Improve/Addl): 2/ 2/ 2					
CST	IF	0	0	4,000,000	0	0	4,000,000
Total		0	0	4,000,000	0	0	4,000,000
Prior Years Cost		Future Years Cost			Total Project Cost		4,000,000
Lyons Rd. FROM Clint Moore Rd. TO Atlantic Ave. - Proj# 2013527 Type of Work: ADD LANES & RECONSTRUCT New Project?: Yes Notes: 3.0 mi, 4 L					Length: 3 MI Lead Agency: PBC LRTP#: CH6-P7	*Non-SIS*	
		Lanes (Existing/Improve/Addl): 2/ 2/ 2					
ENV	IF	2,800,000	0	0	0	0	2,800,000
CST	IF	0	0	9,700,000	0	0	9,700,000
Total		2,800,000	0	9,700,000	0	0	12,500,000
Prior Years Cost		Future Years Cost			Total Project Cost		12,500,000
Lyons Rd. FROM Hillsboro Canal TO SW 18th Street - Proj# 2013530 Type of Work: ADD LANES & RECONSTRUCT New Project?: Yes Notes: 0.3 mi, 6 L					Length: 0.3 MI Lead Agency: PBC LRTP#: CH6-P7	*Non-SIS*	
		Lanes (Existing/Improve/Addl): 5/ 6/ 1					
ROW	IF	100,000	0	0	0	0	100,000
CST	IF	0	0	2,000,000	0	0	2,000,000
Total		100,000	0	2,000,000	0	0	2,100,000
Prior Years Cost		Future Years Cost			Total Project Cost		2,100,000

Phase	Fund Source	2015	2016	2017	2018	2019	Total
Northlake Blvd. FROM E. of Hall Blvd. TO Coconut Blvd. - Proj# 2003503B Type of Work: ADD LANES & RECONSTRUCT New Project?: Yes Notes: 2.9 mi, 4L Lanes (Existing/Improve/Addl): 2/ 2/ 2					Length: 2.9 MI Lead Agency: PBC LRTP#: CH6-P7	*Non-SIS*	
CST	IF/GT	0	0	10,500,000	0	0	10,500,000
Total		0	0	10,500,000	0	0	10,500,000
Prior Years Cost		Future Years Cost		Total Project Cost		10,500,000	
Northlake Blvd. FROM E. of Seminole Pratt Whitney Rd. TO W. of Hall Blvd. - Proj# 2003503A Type of Work: ADD LANES & RECONSTRUCT New Project?: Yes Notes: 0.5 mi, 4 L Lanes (Existing/Improve/Addl): 2/ 2/ 2					Length: 0.5 MI Lead Agency: PBC LRTP#: CH6-P7	*Non-SIS*	
CST	GT	3,000,000	0	0	0	0	3,000,000
Total		3,000,000	0	0	0	0	3,000,000
Prior Years Cost		Future Years Cost		Total Project Cost		3,000,000	
Old Dixie Hwy. FROM Yamato Rd. TO Linton Blvd. - Proj# 2014500 Type of Work: ADD LANES & RECONSTRUCT New Project?: Yes Notes: 3.0 mi, 3 L Lanes (Existing/Improve/Addl): 2/ 2/ 1					Length: 3 MI Lead Agency: PBC LRTP#: CH6-P7	*Non-SIS*	
ENV	IF	0	2,000,000	0	0	0	2,000,000
CST	IF	0	0	0	10,500,000	0	10,500,000
Total		0	2,000,000	0	10,500,000	0	12,500,000
Prior Years Cost		1,500,000	Future Years Cost		Total Project Cost		14,000,000
Roebuck Rd. FROM Jog Rd. TO Haverhill Rd. - Proj# 2013529 Type of Work: ADD LANES & RECONSTRUCT New Project?: Yes Notes: 1.0 mi, 5 L Lanes (Existing/Improve/Addl): 2/ 5/ 3					Length: 1 MI Lead Agency: PBC LRTP#: CH6-P7	*Non-SIS*	
ROW	IF	150,000	0	0	0	0	150,000
CST	IF	0	0	3,200,000	0	0	3,200,000
Total		150,000	0	3,200,000	0	0	3,350,000
Prior Years Cost		200,000	Future Years Cost		Total Project Cost		3,550,000

Phase	Fund Source	2015	2016	2017	2018	2019	Total
Royal Palm Beach Blvd. FROM M-Canal TO S. of Orange Blvd. - Proj# 2014501					Length: 1 MI	*Non-SIS*	
Type of Work: ADD LANES & RECONSTRUCT					Lead Agency: PBC		
New Project?: Yes					L RTP#: CH6-P7		
Notes: 1.0 mi, 3/5 L							
		Lanes (Existing/Improve/Addl): 2/ 2/ 1					
ENV	GT	0	300,000	0	0	0	300,000
CST	GT	0	0	0	3,700,000	0	3,700,000
Total		0	300,000	0	3,700,000	0	4,000,000
Prior Years Cost		500,000	Future Years Cost		Total Project Cost		4,500,000
SOUTHERN BLVD/SR-80 FROM W OF LION COUNTRY SAFARI TO CRESTWOOD / FOREST HILL BLVD - Proj# 4193452					Length: 6.040 MI	*SIS*	*RSP*
Type of Work: ADD LANES & RECONSTRUCT					Lead Agency: FDOT		
Notes: 2013 MPO PRIORITY #1					L RTP#: CH6-P7		
		Lanes (Existing/Improve/Addl): 4/ 4/ 2					
ROW	SU	1,334,800	0	800,170	0	0	2,134,970
PE	ACSU	36,199	0	0	0	0	36,199
ROW	DS	0	1,474,468	276,133	0	0	1,750,601
CST	DS	0	0	0	33,803,384	0	33,803,384
CST	DIH	0	0	0	1,000,000	0	1,000,000
CST	DDR	0	0	0	4,558,674	0	4,558,674
Total		1,370,999	1,474,468	1,076,303	39,362,058	0	43,283,828
Prior Years Cost		3,036,027	Future Years Cost		Total Project Cost		46,319,855
SR-7 FRM SR-704/OKEECHOBEE BLV TO 60 STREET - Proj# 2296644					Length: 3.420 MI	*Non-SIS*	*RSP*
Type of Work: ADD LANES & RECONSTRUCT					Lead Agency: FDOT		
Notes: SOUTH PROJECT 2010 MPO PRIORITY #4					L RTP#: CH6-P7		
		Lanes (Existing/Improve/Addl): 2/ 2/ 2					
CST	DS	0	0	23,955,820	0	0	23,955,820
CST	DIH	0	0	399,633	0	0	399,633
CST	DDR	0	0	2,076,874	0	0	2,076,874
Total		0	0	26,432,327	0	0	26,432,327
Prior Years Cost		332,998	Future Years Cost		Total Project Cost		26,765,325

Phase	Fund Source	2015	2016	2017	2018	2019	Total
SR-7/US-441 FROM 60TH ST. TO NORTH LAKE BLVD. - Proj# 2296643					Length: 4.104 MI	*Non-SIS*	*RSP*
Type of Work: NEW ROAD CONSTRUCTION					Lead Agency: FDOT		
Lanes (Existing/Improve/Addl): 0/ 0/ 4					L RTP#: CH6-P7		
Notes: (NORTH PROJECT) 2010 MPO PRIORITY #4							
ROW	DDR	436,233	0	0	0	0	436,233
ROW	SU	66,435	0	183,199	0	0	249,634
MSC	SU	0	6,763,371	0	0	0	6,763,371
MSC	DDR	0	1,236,630	0	0	0	1,236,630
CST	DS	0	22,612,572	0	0	0	22,612,572
CST	DIH	0	943,900	0	0	0	943,900
ROW	SA	0	389,025	0	0	0	389,025
CST	DDR	0	5,827,337	0	0	0	5,827,337
CST	SU	0	14,805,215	0	0	0	14,805,215
Total		502,668	52,578,050	183,199	0	0	53,263,917
Prior Years Cost		246,633	Future Years Cost		Total Project Cost		53,510,550
SR-7/US-441 FROM BROWARD/PB CO/LINE TO GLADES ROAD/SR 808 - Proj# 4279381					Length: 2.751 MI	*Non-SIS*	
Type of Work: PD&E/EMO STUDY					Lead Agency: FDOT		
Lanes (Existing/Improve/Addl): 6/ 0/ 0					L RTP#: CH6-P7		
Notes: TSM&O, TRANSIT AND NON-MOTORIZED INFRASTRUCTURE PROJECT; TRANSIT/NEPA PD&E STUDY; 6+2 LANES; PREVIOUSLY 425063-3 2013 MPO PRIORITY #2							
PE	SU	1,400,000	0	0	0	0	1,400,000
CST	DS	0	0	0	0	8,218,876	8,218,876
CST	DIH	0	0	0	0	150,000	150,000
CST	DDR	0	0	0	0	1,000,000	1,000,000
Total		1,400,000	0	0	0	9,368,876	10,768,876
Prior Years Cost		2,145,587	Future Years Cost		Total Project Cost		12,914,463

Section 2 - Interstate 95

Phase	Fund Source	2015	2016	2017	2018	2019	Total
I-95 / SR-9 AT @ BLUE HERON INTERCHANE - Proj# 4347231					Length: 2.231 MI	*SIS*	
Type of Work: ADD TURN LANE(S)					Lead Agency: FDOT		
					LRTP#: CH6-P10		
Notes: NEW SIS/NHS CONNECTOR PROJECT. FROM I-95 PALM BEACH COUNTY INTERCHANGE MASTER PLAN #432785-1-22-01.							
CST	DDR	145,035	0	0	0	0	145,035
RRU	ACNP	388,350	0	0	0	0	388,350
CST	ACNP	1,939,852	0	0	0	0	1,939,852
Total		2,473,237	0	0	0	0	2,473,237
Prior Years Cost		421,928	Future Years Cost		Total Project Cost		2,895,165
I-95 /SR-9 FROM BROW/PALM BCH CO LIN TO LINTON BLVD. - Proj# 4331093					Length: 8.800 MI	*SIS*	
Type of Work: LANDSCAPING					Lead Agency: FDOT		
New Project?: Yes					LRTP#: CH6-P10		
		Lanes (Existing/Improve/Addl): 8/ 0/ 0					
PE	DIH	0	0	0	10,000	0	10,000
PE	DDR	0	0	0	276,000	0	276,000
Total		0	0	0	286,000	0	286,000
Prior Years Cost			Future Years Cost		2,656,730	Total Project Cost	2,942,730
I-95 ASSET MANAGEMENT PALM BEACH COUNTY - Proj# 4329041					Length: 46.018 MI	*SIS*	
Type of Work: ROUTINE MAINTENANCE					Lead Agency: FDOT		
		Lanes (Existing/Improve/Addl): 9/ 0/ 0			LRTP#: CH6-P10		
MSC	D	3,415,000	3,415,000	3,415,000	3,415,000	3,415,000	17,075,000
Total		3,415,000	3,415,000	3,415,000	3,415,000	3,415,000	17,075,000
Prior Years Cost		4,915,000	Future Years Cost		1,915,000	Total Project Cost	23,905,000
I-95/SIRV FROM SEVERE INCIDENT RESPONSE TO PALM BCH CO. VEHICLE - Proj# 4223332					Length: .000 MI	*SIS*	
Type of Work: OTHER ITS					Lead Agency: FDOT		
					LRTP#: CH6-P10		
Notes: SEVERE INCIDENT RESPONSE VEHICLE(SIRV) SPECIAL VEHICLE FOR RESPONDING TO MAJOR FREEWAY INCIDENTS							
MSC	DDR	0	0	578,000	578,000	578,000	1,734,000
Total		0	0	578,000	578,000	578,000	1,734,000
Prior Years Cost			Future Years Cost		1,156,000	Total Project Cost	2,890,000

Phase	Fund Source	2015	2016	2017	2018	2019	Total
I-95/SIRV FROM SEVERE INCIDENT RESPONSE TO PALM BCH CO. VEHICLE - Proj# 4223331					Length: .000 MI	*SIS*	
Type of Work: OTHER ITS					Lead Agency: FDOT		
					LRTP#: CH6-P10		
Notes: SEVERE INCIDENT RESPONSE VEHICLE(SIRV) SPECIAL VEHICLE FOR RESPONDING TO MAJOR FREEWAY INCIDENTS							
MSC	DDR	578,000	578,000	0	0	0	1,156,000
	Total	578,000	578,000	0	0	0	1,156,000
Prior Years Cost		2,005,000	Future Years Cost		Total Project Cost		3,161,000
I-95/SR-9 FROM BROW/PALM BCH CO LIN TO LINTON BLVD. - Proj# 4331091					Length: 8.800 MI	*SIS*	
Type of Work: ADD MANAGED LANES					Lead Agency: FDOT		
Lanes (Existing/Improve/Addl): 8/ 0/ 0					LRTP#: CH6-P10		
Notes: CORRIDOR CONSULTANT FOR DESIGN OF I-95 EXPRESS LANES IN PALM BEACH COUNTY (3B) 32-02 - REVENUE STUDY BY THE TURNPIKE 32-03 - SURVEY WORK FOR RFP DEVELOPMENT							
MSC	ACNP	100,000	0	0	0	1,903,787	2,003,787
PE	DA	1,000,000	500,000	500,000	0	0	2,000,000
CST	DS	0	0	0	0	44,254,935	44,254,935
PE	ACNP	0	0	0	0	500,000	500,000
CST	DDR	0	0	0	0	8,445,064	8,445,064
RRU	ACNP	0	0	0	0	25,000	25,000
CST	ACNP	0	0	0	0	72,333,713	72,333,713
	Total	1,100,000	500,000	500,000	0	127,462,499	129,562,499
Prior Years Cost		2,030,981	Future Years Cost		Total Project Cost		167,660,980
I-95/SR-9 AT @ SPANISH RIVER - Proj# 4124203					Length: 3.800 MI	*SIS*	*RSP*
Type of Work: INTERCHANGE (NEW)					Lead Agency: FDOT		
Lanes (Existing/Improve/Addl): 8/ 0/ 0					LRTP#: CH6-P10		
Notes: 2011 MPO PRIORITY #2 IMD FUNDS SEE SEG 1 FOR COMMENTS NEW INTERCHANGE AT SPANISH RIVER BL/FAU & ADD AUXILARY LANES							
ROW	SU	79,000	0	0	0	0	79,000
ROW	DDR	77,649	0	0	0	0	77,649
	Total	156,649	0	0	0	0	156,649
Prior Years Cost		81,804,592	Future Years Cost		Total Project Cost		81,961,241

Phase	Fund Source	2015	2016	2017	2018	2019	Total
I-95/SR-9 FROM THE L30 CANAL TO N. OF GATEWAY BLVD - Proj# 4275161					Length: 2.015 MI	*SIS*	*RSP*
Type of Work: RESURFACING					Lead Agency: FDOT		
Lanes (Existing/Improve/Addl): 5/ 5/ 0					LRTP#: CH6-P10		
Notes: SB LIMITS= FROM THE L30 CANAL TO N. OF GATEWAY BLVD. NB LIMITS= FROM S. OF BOYNTON BCH BLVD TO N. OF GATEWAY BLVD I-95 PAVEMENT REPAIR							
RRU	ACNP	0	0	20,000	0	0	20,000
CST	ACNP	0	0	0	8,583,065	0	8,583,065
Total		0	0	20,000	8,583,065	0	8,603,065
Prior Years Cost		663,422	Future Years Cost		Total Project Cost		9,266,487
I-95/SR-9 AT @ INDIANTOWN RD./SR 706 INTERCHANGE - Proj# 4339091					Length: .000 MI	*SIS*	
Type of Work: LANDSCAPING					Lead Agency: FDOT		
Lanes (Existing/Improve/Addl): 5/ 0/ 5					LRTP#: CH6-P10		
Notes: STANDALONE LANDSCAPING PROJECT							
PE	DIH	3,000	0	0	0	0	3,000
PE	DDR	151,000	0	0	0	0	151,000
CST	DIH	0	5,464	0	0	0	5,464
CST	DDR	0	1,881,873	0	0	0	1,881,873
Total		154,000	1,887,337	0	0	0	2,041,337
Prior Years Cost			Future Years Cost		Total Project Cost		2,041,337
I-95/SR-9 AT WOOLBRIGHT BLVD (INTERIM INTERCHANGE) - Proj# 2319322					Length: 1.184 MI	*SIS*	
Type of Work: INTERCHANGE IMPROVEMENT					Lead Agency: FDOT		
					LRTP#: CH6-P10		
DSB	ACNP	40,536	0	0	0	0	40,536
PE	ACNP	5,962	0	0	0	0	5,962
ENV	DDR	20,000	0	0	0	0	20,000
Total		66,498	0	0	0	0	66,498
Prior Years Cost		11,069,232	Future Years Cost		Total Project Cost		11,135,730

Phase	Fund Source	2015	2016	2017	2018	2019	Total
I-95/SR-9 AT @ PGA BLVD INTERCHANGE, REPLACE HIGH MAST LIGHT POLES - Proj# 4321511					Length: .629 MI	*SIS*	
Type of Work: LIGHTING					Lead Agency: FDOT		
Lanes (Existing/Improve/Addl): 6/ 0/ 0					L RTP#: CH6-P10		
Notes: BRIDGE #930335, #930336, #930377, #930378							
PE	DIH	0	40,000	0	0	0	40,000
CST	DIH	0	0	0	5,610	0	5,610
CST	BRRP	0	0	0	533,336	0	533,336
Total		0	40,000	0	538,946	0	578,946
Prior Years Cost		Future Years Cost		Total Project Cost		578,946	
I-95/SR-9 AT CENTRAL BLVD/PGA - Proj# 4132651					Length: 0.010 MI	*SIS*	
Type of Work: INTERCHANGE JUSTIFICA/MODIFICA					Lead Agency: FDOT		
L RTP#: CH6-P10							
Notes: INTERCHANGE MODIFICATION							
PE	SA	0	25,000	0	0	0	25,000
PE	DS	0	2,500,000	0	0	0	2,500,000
Total		0	2,525,000	0	0	0	2,525,000
Prior Years Cost		1,467,742	Future Years Cost		Total Project Cost		3,992,742
I-95/SR-9 AT GLADES RD/SR 808 - Proj# 4124204					Length: 3.605 MI	*SIS*	
Type of Work: INTERCHANGE IMPROVEMENT					Lead Agency: FDOT		
New Project?: Yes					L RTP#: CH6-P10		
Notes: PROJECT INCLUDES AUXILARY LANES ON GLADES ROAD BETWEEN EXECUTIVE CENTER DR AND NW 13TH ST / FAU BLVD: I-95 AT GLADES RD. INTERCHANGE IMPROVEMENTS, INCLUDING WIDENING GLADES RD FROM 6 LANES TO 8 LANES 2011 MPO PRIORITY #2. RFP PACKAGE BEING PREPARED UNDER 412420-2							
PE	DIH	25,000	0	0	0	0	25,000
PE	ACNP	4,500,000	0	0	0	0	4,500,000
Total		4,525,000	0	0	0	0	4,525,000
Prior Years Cost		Future Years Cost		Total Project Cost		4,525,000	

Phase	Fund Source	2015	2016	2017	2018	2019	Total
I-95/SR-9 AT LINTON BOULEVARD INTERCHANGE - Proj# 4353841					Length: 1.140 MI	*Non-SIS*	
Type of Work: INTERCHANGE IMPROVEMENT					Lead Agency: FDOT		
New Project?: Yes					LRTP#: CH6-P10		
Lanes (Existing/Improve/Addl): 3/ 0/ 0							
Notes: ADD EB AUX LANE TO EB LINTON BLVD FROM W OF CONGRESS AVE TO SB ON-RAMP. ADD WB AUX LANE TO WB LINTON BLVD FROM E OF WATERFORD TO NB ON-RAMP. ADD SB RTL AND EB RTL @ CONGRESS AV & LINTON. REALIGN NB & SB RAMP TERMINI INTERSECTIONS. ADD ADDITIONAL RAMP LANE ON I-95 SB							
PE	DIH	10,000	0	0	0	0	10,000
MSC	DS	20,000	0	0	0	0	20,000
PE	DS	1,580,000	0	0	0	0	1,580,000
ROW	DS	0	0	6,926,281	0	0	6,926,281
ROW	DIH	0	0	180,000	0	0	180,000
RRU	DS	0	0	0	0	1,000,000	1,000,000
CST	DS	0	0	0	0	11,242,437	11,242,437
CST	DIH	0	0	0	0	11,550	11,550
Total		1,610,000	0	7,106,281	0	12,253,987	20,970,268
Prior Years Cost		17,000	Future Years Cost		Total Project Cost		20,987,268
I-95/SR-9 FR C-18 TO PALM BEACH/ MARTIN COUNTYLINE - Proj# 4342732					Length: 2.043 MI	*Non-SIS*	
Type of Work: RESURFACING					Lead Agency: FDOT		
New Project?: Yes					LRTP#: CH6-P10		
Lanes (Existing/Improve/Addl): 5/ 5/ 0							
Notes: NEW CANDIDATE RRR PROJECT							
PE	ACNP	0	280,000	0	0	0	280,000
CST	SA	0	0	54,550	0	0	54,550
CST	ACNP	0	0	3,535,332	0	0	3,535,332
Total		0	280,000	3,589,882	0	0	3,869,882
Prior Years Cost			Future Years Cost		Total Project Cost		3,869,882
PALM BEACH CO INTERSTATE BRIDGES - Proj# 2342892					Length: .000 MI	*SIS*	
Type of Work: ROUTINE MAINTENANCE					Lead Agency: FDOT		
					LRTP#: CH6-P10		
Notes: 9115=BETTERMENT/SOUND WALL 9100=BETTERMENT @ MP .550NB PH 70 INCLUDES IN-HOUSE BRIDGE INSPECTIONS							
MSC	D	10,000	10,000	10,000	10,000	10,000	50,000
Total		10,000	10,000	10,000	10,000	10,000	50,000
Prior Years Cost		1,131,346	Future Years Cost		Total Project Cost		1,181,346

Phase	Fund Source	2015	2016	2017	2018	2019	Total
PALM BEACH CO INTERSTATE ROADWAY - Proj# 2342891					Length: .000 MI	*SIS*	
Type of Work: ROUTINE MAINTENANCE					Lead Agency: FDOT		
Notes: 9115=BETTERMENT/SOUND WALL 9100=BETTERMENT @ MP .550NB					LRTP#: CH6-P10		
MSC	D	20,000	20,000	20,000	20,000	20,000	100,000
	Total	20,000	20,000	20,000	20,000	20,000	100,000
Prior Years Cost		15,239,176	Future Years Cost		Total Project Cost		15,339,176
SR-9/I-95 @ GATEWAY BLVD. INTERCHANGE - Proj# 2319321					Length: 2.946 MI	*SIS*	
Type of Work: INTERCHANGE IMPROVEMENT					Lead Agency: FDOT		
New Project?: Yes					LRTP#: CH6-P10		
		Lanes (Existing/Improve/Addl): 10/ 10/ 0					
PE	DIH	5,000	0	0	0	0	5,000
PE	DI	1,000,000	0	0	0	0	1,000,000
	Total	1,005,000	0	0	0	0	1,005,000
Prior Years Cost			Future Years Cost		87,862,500	Total Project Cost	88,867,500
SR-9/I-95 @ NORTHLAKE BOULEVARD INTERCHANGE - Proj# 4358031					Length: .000 MI	*SIS*	
Type of Work: PD&E/EMO STUDY					Lead Agency: FDOT		
New Project?: Yes					LRTP#: CH6-P10		
PE	GMR	1,000,000	0	0	0	0	1,000,000
PE	DIH	5,000	0	0	0	0	5,000
	Total	1,005,000	0	0	0	0	1,005,000
Prior Years Cost			Future Years Cost			Total Project Cost	1,005,000
SR-9/I-95 @ SR-80/SOUTHERN BLVD. INTERCHG. ULTIM. IMPRVMT. - Proj# 4355161					Length: 6.562 MI	*SIS*	
Type of Work: INTERCHANGE IMPROVEMENT					Lead Agency: FDOT		
New Project?: Yes					LRTP#: CH6-P10		
		Lanes (Existing/Improve/Addl): 10/ 10/ 0					
PE	DIH	5,000	0	0	0	0	5,000
PE	DI	2,000,000	0	0	0	0	2,000,000
	Total	2,005,000	0	0	0	0	2,005,000
Prior Years Cost			Future Years Cost		116,678,015	Total Project Cost	118,683,015

Phase	Fund Source	2015	2016	2017	2018	2019	Total	
SR-9/I-95 @ SR-804/BOYNTON BEACH BLVD INTERCHANGE - Proj# 4358041					Length: .000 MI	*SIS*		
Type of Work: PD&E/EMO STUDY					Lead Agency: FDOT			
New Project?: Yes					LRTP#: CH6-P10			
PE	GMR	1,000,000	0	0	0	0	1,000,000	
PE	DIH	5,000	0	0	0	0	5,000	
Total		1,005,000	0	0	0	0	1,005,000	
Prior Years Cost		Future Years Cost			Total Project Cost		1,005,000	
SR-9/I-95 @ SR-806/ATLANTIC AVENUE INTERCHANGE - Proj# 4347221					Length: 2.865 MI	*Non-SIS*		
Type of Work: INTERCHANGE - ADD LANES					Lead Agency: FDOT			
New Project?: Yes					LRTP#: CH6-P10			
Lanes (Existing/Improve/Addl): 3/ 0/ 3								
Description: NEW SIS/NHS CONNECTOR PROJECT. FROM I-95 PALM BEACH COUNTY INTERCHANGE MASTER PLAN #432785-1-22-01.								
PE	NHPP	49,114	0	0	0	0	49,114	
ENV	ACNP	20,000	0	0	0	0	20,000	
RRU	SA	0	0	500,000	0	0	500,000	
CST	DS	0	0	0	164,062	0	164,062	
RRU	ACNP	0	0	0	1,393,048	0	1,393,048	
CST	ACNP	0	0	0	6,235,794	0	6,235,794	
Total		69,114	0	500,000	7,792,904	0	8,362,018	
Prior Years Cost		1,134,445	Future Years Cost			Total Project Cost		9,496,463
SR-9/I-95 ON RAMP AT SR-706/INDIANTOWN RD - Proj# 4351021					Length: 1.187 MI	*SIS*		
Type of Work: RESURFACING					Lead Agency: FDOT			
New Project?: Yes					LRTP#: CH6-P10			
Notes: NPV=2403556 MILL & RESURFACE THE PAVEMENT SURFACE AND REGROOVE CONCRETE PAVEMENT. INSTALL DRAINAGE INLETS & A TRENCH DRAIN. SIGNING & MARKING IMPROVEMENTS. INSPECT & CLEAN DRAINAGE SYSTEM.								
Lanes (Existing/Improve/Addl): 2/ 2/ 0								
PE	SA	5,000	0	0	0	0	5,000	
PE	HSP	104,772	0	0	0	0	104,772	
CST	DS	0	596,420	0	0	0	596,420	
CST	DIH	0	10,600	0	0	0	10,600	
Total		109,772	607,020	0	0	0	716,792	
Prior Years Cost		Future Years Cost			Total Project Cost		716,792	

Section 3 - Florida Turnpike

Phase	Fund Source	2015	2016	2017	2018	2019	Total
COMPUTER SOFTWARE PURCHASES - Proj# 4138912					Length: .000 MI	*SIS*	
Type of Work: TOLL DATA CENTER					Lead Agency: FDOT		
New Project?: Yes					LRTP#: CH6-P1		
MSC	PKYI	500,000	0	0	0	0	500,000
	Total	500,000	0	0	0	0	500,000
Prior Years Cost		1,069,458	Future Years Cost		Total Project Cost		1,569,458
COMPUTER SYSTEM AT HARDWARE ENHANCEMENTS - Proj# 4138911					Length: .000 MI	*SIS*	
Type of Work: TOLL DATA CENTER					Lead Agency: FDOT		
					LRTP#: CH6-P1		
MSC	PKYI	420,000	320,000	320,000	320,000	320,000	1,700,000
	Total	420,000	320,000	320,000	320,000	320,000	1,700,000
Prior Years Cost		14,854,191	Future Years Cost		Total Project Cost		18,244,191
FLORIDA TURNPIKE FROM PALM BEACH GARDENS/PGA BLVD TO INTERCHANGE RAMP IMPROVEMENTS - Proj# 4293341					Length: 0.500 MI	*SIS*	*RSP*
Type of Work: INTERCHANGE IMPROVEMENT					Lead Agency: FDOT		
					LRTP#: CH6-P1		
Lanes (Existing/Improve/Addl): 4/ 0/ 0							
CST	PKYI	0	1,120,542	0	0	0	1,120,542
	Total	0	1,120,542	0	0	0	1,120,542
Prior Years Cost		382,667	Future Years Cost		Total Project Cost		1,503,209
INDIANTOWN ROAD AND AT TURNPIKE VWS - Proj# 4303561					Length: 6.000 MI	*Non-SIS*	
Type of Work: MCCO WEIGH STATION STATIC/WIM					Lead Agency: FDOT		
					LRTP#: CH6-P1		
Lanes (Existing/Improve/Addl): 5/ 0/ 0							
Notes: CHANGE TRANSPORTATION SYSTEM 05 TO 03 2013-07-23							
CST	DIH	11,240	0	0	0	0	11,240
CST	DWS	393,411	0	0	0	0	393,411
	Total	404,651	0	0	0	0	404,651
Prior Years Cost			Future Years Cost		Total Project Cost		404,651

Phase	Fund Source	2015	2016	2017	2018	2019	Total
LAKE WORTH RD / TPK (SR802 / SR91) INTCHG MODIFICATION (MP 93) - Proj# 4061444					Length: 3.396 MI	*SIS*	*RSP*
Type of Work: INTERCHANGE IMPROVEMENT					Lead Agency: FDOT		
Lanes (Existing/Improve/Addl): 2/ 0/ 0					LRTP#: CH6-P1		
RPY	PKYI	0	0	0	1,499,999	0	1,499,999
Total		0	0	0	1,499,999	0	1,499,999
Prior Years Cost		46,866,351	Future Years Cost		Total Project Cost		49,866,348
LANDSCAPE SR91 (TPK) , OKEECHOBEE BLVD (MP99) & PGA BLVD (MP109) INTCHS - Proj# 4339141					Length: 9.700 MI	*SIS*	
Type of Work: LANDSCAPING					Lead Agency: FDOT		
New Project?: Yes					LRTP#: CH6-P1		
CST	PKYI	1,125,000	0	0	0	0	1,125,000
Total		1,125,000	0	0	0	0	1,125,000
Prior Years Cost		142,786	Future Years Cost		Total Project Cost		1,267,786
LANDSCAPE TPK FROM LANTANA TOLL PLAZA AND LAKE WORTH RD (MP 88-93) - Proj# 4061443					Length: 3.390 MI	*SIS*	
Type of Work: LANDSCAPING					Lead Agency: FDOT		
New Project?: Yes					LRTP#: CH6-P1		
Total		0	0	0	0	0	0
Prior Years Cost		397,703	Future Years Cost		Total Project Cost		687,949
LANDSCAPING FOR WIDENING FROM OKEECHOBEE TO PGA(99-109) - Proj# 4157482					Length: .000 MI	*SIS*	
Type of Work: LANDSCAPING					Lead Agency: FDOT		
New Project?: Yes					LRTP#: CH6-P1		
Total		0	0	0	0	0	0
Prior Years Cost			Future Years Cost		Total Project Cost		2,780,887
PAINT BRIDGE 930159, (TPK MAINLINE OVER SR 710 / CSX RR) (MP 106) - Proj# 4354091					Length: .068 MI	*SIS*	
Type of Work: BRIDGE - PAINTING					Lead Agency: FDOT		
New Project?: Yes					LRTP#: CH6-P1		
PE	PKYR	0	0	54,509	0	0	54,509
CST	PKYR	0	0	0	879,159	0	879,159
Total		0	0	54,509	879,159	0	933,668
Prior Years Cost			Future Years Cost		Total Project Cost		933,668

Phase	Fund Source	2015	2016	2017	2018	2019	Total
RESURFACE OF TPK MAINLINE FROM MP102.6 TO 106.1 - Proj# 4351721					Length: 3.500 MI	*SIS*	
Type of Work: RESURFACING					Lead Agency: FDOT		
New Project?: Yes					LRTP#: CH6-P1		
		Lanes (Existing/Improve/Addl): 4/ 4/ 0					
PE	PKYR	0	429,657	0	0	0	429,657
CST	PKYR	0	0	4,394,584	0	0	4,394,584
Total		0	429,657	4,394,584	0	0	4,824,241
Prior Years Cost		Future Years Cost			Total Project Cost		4,824,241
RESURFACE TURNPIKE MAINLINE (MP 92.53-102.6 NB & SB) & (90.1-90.3 NB) - Proj# 4351711					Length: 12.500 MI	*SIS*	
Type of Work: RESURFACING					Lead Agency: FDOT		
New Project?: Yes					LRTP#: CH6-P1		
		Lanes (Existing/Improve/Addl): 3/ 3/ 0					
PE	PKYR	0	1,426,029	0	0	0	1,426,029
CST	PKYR	0	0	14,585,602	0	0	14,585,602
Total		0	1,426,029	14,585,602	0	0	16,011,631
Prior Years Cost		Future Years Cost			Total Project Cost		16,011,631
ROADSIDE IMPROVEMENT FOR TPK MAINLINE FROM MP102.6 TO MP106.1 - Proj# 4351723					Length: 3.500 MI	*SIS*	
Type of Work: GUARDRAIL					Lead Agency: FDOT		
New Project?: Yes					LRTP#: CH6-P1		
		Lanes (Existing/Improve/Addl): 4/ 4/ 0					
PE	PKYI	55,000	0	0	0	0	55,000
CST	PKYI	0	0	179,429	0	0	179,429
Total		55,000	0	179,429	0	0	234,429
Prior Years Cost		Future Years Cost			Total Project Cost		234,429
ROADSIDE IMPROVEMENT FOR TPK MAINLINE FROM MP92.5 TO MP102.6 - Proj# 4351713					Length: 12.500 MI	*SIS*	
Type of Work:					Lead Agency: FDOT		
New Project?: Yes					LRTP#: CH6-P1		
		Lanes (Existing/Improve/Addl): 3/ 3/ 0					
PE	PKYI	156,215	0	0	0	0	156,215
CST	PKYI	0	0	1,562,283	0	0	1,562,283
Total		156,215	0	1,562,283	0	0	1,718,498
Prior Years Cost		Future Years Cost			Total Project Cost		1,718,498

Phase	Fund Source	2015	2016	2017	2018	2019	Total
SUNPASS INFRASTRUCTURE AT RE - Proj# 4139081					Length: .000 MI	*SIS*	
Type of Work: TOLL COLLECTION					Lead Agency: FDOT		
					LRTP#: CH6-P1		
MSC	PKYI	1,100,000	100,000	100,000	100,000	100,000	1,500,000
	Total	1,100,000	100,000	100,000	100,000	100,000	1,500,000
Prior Years Cost		5,477,022	Future Years Cost		Total Project Cost		7,477,022
THERMOPLASTIC FROM RESURFACE MAINLINE PALM TO BEACH COUNTY MP76.4 -81.1 - Proj# 4310792					Length: 4.980 MI	*SIS*	
Type of Work: SIGNING/PAVEMENT MARKINGS					Lead Agency: TURNPIKE		
Lanes (Existing/Improve/Addl): 6/ 6/ 0					LRTP#: CH6-P1		
CST	PKYR	155,656	0	0	0	0	155,656
	Total	155,656	0	0	0	0	155,656
Prior Years Cost			Future Years Cost		Total Project Cost		155,656
THERMOPLASTIC FOR FROM PGA RAMP BRIDGE TO REPLACEMENT - Proj# 4223492					Length: 0.400 MI	*SIS*	
Type of Work: SIGNING/PAVEMENT MARKINGS					Lead Agency: FDOT		
					LRTP#: CH6-P1		
CST	PKYI	13,736	0	0	0	0	13,736
	Total	13,736	0	0	0	0	13,736
Prior Years Cost			Future Years Cost		Total Project Cost		13,736
THERMOPLASTIC FOR FROM PGA BLVD INTERCHANGE TO IMPROVEMENT MP109 - Proj# 4293342					Length: .000 MI	*SIS*	
Type of Work: SIGNING/PAVEMENT MARKINGS					Lead Agency: TURNPIKE		
					LRTP#: CH6-P1		
CST	PKYI	2,720	0	14,665	0	0	17,385
	Total	2,720	0	14,665	0	0	17,385
Prior Years Cost			Future Years Cost		Total Project Cost		17,385
THERMOPLASTIC FOR FROM RESURFACE MAINLINE MP 102 TO .5 TO MP 103.7 NB & SB - Proj# 4271472					Length: .000 MI	*Non-SIS*	
Type of Work: SIGNING/PAVEMENT MARKINGS					Lead Agency: FDOT		
					LRTP#: CH6-P1		
CST	PKYR	581	0	0	0	0	581
PE	PKYR	1,000	0	0	0	0	1,000
	Total	1,581	0	0	0	0	1,581
Prior Years Cost		22,661	Future Years Cost		Total Project Cost		24,242

Phase	Fund Source	2015	2016	2017	2018	2019	Total
THERMOPLASTIC FOR FROM OKEECHOBEE BLVD RAMP TO INTERSECTION IMPROVEMENT - Proj# 4293332					Length: .000 MI	*SIS*	
Type of Work: SIGNING/PAVEMENT MARKINGS					Lead Agency: TURNPIKE		
					LRTP#: CH6-P1		
CST	PKYI	13,100	0	0	0	0	13,100
Total		13,100	0	0	0	0	13,100
Prior Years Cost		Future Years Cost			Total Project Cost		13,100
THERMOPLASTIC FOR RESURFACE TPK MP83-MP86.5 N OF ATLANTIC- S BOYNTON - Proj# 4324562					Length: 3.500 MI	*SIS*	
Type of Work: SIGNING/PAVEMENT MARKINGS					Lead Agency: FDOT		
					LRTP#: CH6-P1		
Lanes (Existing/Improve/Addl): 6/ 0/ 0							
CST	PKYR	91,715	0	0	0	0	91,715
Total		91,715	0	0	0	0	91,715
Prior Years Cost		Future Years Cost			Total Project Cost		91,715
THERMOPLASTIC OF TPK MAINLINE RESURFACING FROM MP102.6 TO MP106.1 - Proj# 4351722					Length: 3.500 MI	*SIS*	
Type of Work: SIGNING/PAVEMENT MARKINGS					Lead Agency: FDOT		
New Project?: Yes					LRTP#: CH6-P1		
CST	PKYR	0	0	0	60,984	0	60,984
Total		0	0	0	60,984	0	60,984
Prior Years Cost		Future Years Cost			Total Project Cost		60,984
THERMOPLASTIC OF TPK MAINLINE RESURFACING FROM MP92.5 TO MP102.6 - Proj# 4351712					Length: .200 MI	*SIS*	
Type of Work: SIGNING/PAVEMENT MARKINGS					Lead Agency: FDOT		
New Project?: Yes					LRTP#: CH6-P1		
CST	PKYR	0	0	0	493,042	0	493,042
Total		0	0	0	493,042	0	493,042
Prior Years Cost		Future Years Cost			Total Project Cost		493,042

Phase	Fund Source	2015	2016	2017	2018	2019	Total
TURNPIKE ALL ELEC TOLLING AT TOLLING IMPROVEMENT - Proj# 4317371					Length: .000 MI	*SIS*	*RSP*
Type of Work: TOLL COLLECTION					Lead Agency: FDOT		
					LRTP#: CH6-P1		
Notes: AET PHASE 8, TURNPIKE MAINLINE TICKET SYSTEM							
PE	PKYI	4,000,000	0	0	0	0	4,000,000
CST	PKYI	0	68,995,472	0	0	0	68,995,472
Total		4,000,000	68,995,472	0	0	0	72,995,472
Prior Years Cost		Future Years Cost		Total Project Cost		72,995,472	
TURNPIKE ALL ELEC TOLLING FROM I-595 TO SOUTH OF LANTANA TOLL PLAZA - Proj# 4293391					Length: .000 MI	*SIS*	*RSP*
Type of Work: TOLL COLLECTION					Lead Agency: TURNPIKE		
					LRTP#: CH6-P1		
Notes: AET PHASE 5A, TURNPIKE MAINLINE, TOLLING IMP, ALL ELECTRONIC							
CST	PKYI	0	0	0	41,484,865	0	41,484,865
CSTS	PKYI	0	0	0	5,185,608	0	5,185,608
CSTP	PKYI	0	0	0	9,736,000	0	9,736,000
Total		0	0	0	56,406,473	0	56,406,473
Prior Years Cost		Future Years Cost		Total Project Cost		56,406,473	
VIDEO TOLLING - Proj# 4139212					Length: .000 MI	*SIS*	
Type of Work: TOLL DATA CENTER					Lead Agency: FDOT		
New Project?: Yes					LRTP#: CH6-P1		
MSC	PKYI	550,000	350,000	150,000	0	0	1,050,000
Total		550,000	350,000	150,000	0	0	1,050,000
Prior Years Cost		9,206,217	Future Years Cost		Total Project Cost		10,256,217
WIDEN TPK FROM OKEECHOBEE BLVD TO PGA BLVD (MP 99-109) (4TO6) - Proj# 4157481					Length: 9.170 MI	*SIS*	
Type of Work: ADD LANES & RECONSTRUCT					Lead Agency: FDOT		
New Project?: Yes					LRTP#: CH6-P1		
		Lanes (Existing/Improve/Addl): 4/ 0/ 2					
MSC	PKYI	0	0	0	0	1,000,000	1,000,000
Total		0	0	0	0	1,000,000	1,000,000
Prior Years Cost		Future Years Cost		171,190,390	Total Project Cost		172,190,390

Section 4 - Transportation System Management

Phase	Fund Source	2015	2016	2017	2018	2019	Total
Atlantic Ave. AT Florida's Turnpike - Proj# 2012501					Length: .000 MI	*Non-SIS*	
Type of Work: INTERSECTION IMPROVEMENT					Lead Agency: PBC		
New Project?: Yes					LRTP#: CH6-P10		
Notes: Intersection Improvements							
CST	IF	500,000	0	0	0	0	500,000
Total		500,000	0	0	0	0	500,000
Prior Years Cost		Future Years Cost		Total Project Cost		500,000	
BEELINE HWY/SR-710 FROM W. OF AUSTRALIAN AVE TO OLD DIXIE HWY. - Proj# 2298963					Length: .819 MI	*SIS*	
Type of Work: LANDSCAPING					Lead Agency: FDOT		
New Project?: Yes					LRTP#: CH6-P10		
Lanes (Existing/Improve/Addl): 2/ 0/ 0							
Notes: PD&E, RIGHT-OF-WAY ACQUISITION, ROADWAY DESIGN & ROADWAY CONSTRUCTION DONE UNDER 229896-1. BOLD LANDSCAPE SEPARATED FROM ROADWAY CONSTRUCTION PER FDOT POLICY. 2013 MPO #7 (IRRIGATION) CHANGE TRANSPORTATION SYSTEM 05 TO 03 2013-07-23 CHANGE TRANSPORTATION SYSTEM 03 TO 05 2013-09-17							
PE	DIH	0	0	5,000	0	0	5,000
PE	SU	0	0	70,000	0	0	70,000
CST	DIH	0	0	0	5,610	0	5,610
CST	DDR	0	0	0	1,086,386	0	1,086,386
Total		0	0	75,000	1,091,996	0	1,166,996
Prior Years Cost		Future Years Cost		Total Project Cost		1,166,996	
CITY OF BOCA RATON FROM SIGNAL MAINTENANCE & OPS TO ON STATE HWY SYSTEM (SHS) - Proj# 4278022					Length: .000 MI	*Non-SIS*	
Type of Work: TRAFFIC SIGNALS					Lead Agency: FDOT		
					LRTP#: CH6-P10		
Notes: CITY OF BOCA RATON JPA FOR SIGNAL MAINTENANCE AND OPERATIONS ON THE SHS							
MSC	DDR	85,900	0	0	0	0	85,900
MSC	DITS	3,541	0	0	0	0	3,541
Total		89,441	0	0	0	0	89,441
Prior Years Cost		317,575	Future Years Cost		Total Project Cost		407,016

Phase	Fund Source	2015	2016	2017	2018	2019	Total
CITY OF BOCA RATON FROM SIGNAL MAINTENANCE & OPS TO ON STATE HWY SYSTEM (SHS) - Proj# 4278024					Length: .000 MI	*Non-SIS*	
Type of Work: TRAFFIC SIGNALS					Lead Agency: FDOT		
					LRTP#: CH6-P10		
Notes: CITY OF BOCA RATON JPA FOR SIGNAL MAINTENANCE AND OPERATIONS ON THE SHS							
MSC	DDR	0	88,500	92,000	95,000	97,850	373,350
Total		0	88,500	92,000	95,000	97,850	373,350
Prior Years Cost		Future Years Cost		Total Project Cost		373,350	
Church St. FROM Limestone Creek Rd. TO W. of Central Blvd. - Proj# 2014503					Length: 0.5 MI	*Non-SIS*	
Type of Work: ADD LANES & RECONSTRUCT					Lead Agency: PBC		
New Project?: Yes					LRTP#: CH6-P10		
Notes: 0.5 mi, 3 L							
Lanes (Existing/Improve/Addl): 2/ 3/ 1							
ENV	IF	0	50,000	0	0	0	50,000
CST	IF	0	0	0	250,000	0	250,000
Total		0	50,000	0	250,000	0	300,000
Prior Years Cost		100,000	Future Years Cost		Total Project Cost		400,000
DIXIE HWY/SR-805 FROM @ 12TH AVENUE SOUTH TO SAFETY PROJECT - Proj# 4297381					Length: 0.109 MI	*Non-SIS*	
Type of Work: INTERSECTION IMPROVEMENT					Lead Agency: FDOT		
Lanes (Existing/Improve/Addl): 4/ 0/ 0					LRTP#: CH6-P9		
Notes: ADD LEFT TURN PHASE; REBUILD EXISTING SIGNAL SYSTEM; UPGRADE LIGHTING APPROVED SAFETY REPORT - PROJECT B/C RATIO IS 11.0 INTERSECTION IMPROVEMENT							
CST	DS	25,734	0	0	0	0	25,734
CST	SA	115,620	0	0	0	0	115,620
CST	HSP	645,792	0	0	0	0	645,792
Total		787,146	0	0	0	0	787,146
Prior Years Cost		208,899	Future Years Cost		Total Project Cost		996,045
Ellison Wilson Rd. FROM S. of Juno Isles Blvd. TO N. of Ascot Rd. - Proj# 2013521					Length: 0.2 MI	*Non-SIS*	
Type of Work: ADD LANES & RECONSTRUCT					Lead Agency: PBC		
New Project?: Yes					LRTP#: CH6-P10		
Notes: 0.2 mi, 3 L							
Lanes (Existing/Improve/Addl): 2/ 3/ 1							
CST	IF	1,400,000	0	0	0	0	1,400,000
Total		1,400,000	0	0	0	0	1,400,000
Prior Years Cost		Future Years Cost		Total Project Cost		1,400,000	

Phase	Fund Source	2015	2016	2017	2018	2019	Total
FOREST HILL BLVD./SR-882 AT KIRK ROAD - Proj# 4351221					Length: .103 MI	*Non-SIS*	
Type of Work: INTERSECTION IMPROVEMENT					Lead Agency: FDOT		
New Project?: Yes					LRTP#: CH6-P10		
Lanes (Existing/Improve/Addl): 6/ 0/ 0							
Notes: NPV=7486758 INSTALL DUAL LEFT TURN LANES IN THE EAST/WEST DIRECTIONS & ASSOCIATED IMPROVEMENTS. MODIFY EAST/WEST LEFT TURN PHASE TO "PROTECTED ONLY." INSTALL ADDITIONAL SIGNAL HEADS FACING EAST/WEST THROUGH TRAFFIC AND BACK PLATES ON SIGNAL HEADS. INSTALL LIGHT FIXTURES ON EXISTING POLES ON N.							
PE	SA	5,000	0	0	0	0	5,000
PE	HSP	162,321	0	0	0	0	162,321
CST	DS	0	1,492,155	0	0	0	1,492,155
CST	DIH	0	10,600	0	0	0	10,600
Total		167,321	1,502,755	0	0	0	1,670,076
Prior Years Cost			Future Years Cost		Total Project Cost		1,670,076
Glades Rd. AT Butts Rd. - Proj# 2012503					Length: .000 MI	*Non-SIS*	
Type of Work: INTERSECTION IMPROVEMENT					Lead Agency: PBC		
New Project?: Yes					LRTP#: CH6-P10		
ROW	IF	100,000	0	0	0	0	100,000
CST	IF	0	200,000	0	0	0	200,000
Total		100,000	200,000	0	0	0	300,000
Prior Years Cost		50,000	Future Years Cost		Total Project Cost		350,000
Hood Rd. AT Central Blvd. - Proj# 2014502					Length: .000 MI	*Non-SIS*	
Type of Work: INTERSECTION IMPROVEMENT					Lead Agency: PBC		
New Project?: Yes					LRTP#: CH6-P10		
ENV	IF	0	200,000	0	0	0	200,000
CST	IF	0	0	0	1,000,000	0	1,000,000
Total		0	200,000	0	1,000,000	0	1,200,000
Prior Years Cost		100,000	Future Years Cost		Total Project Cost		1,300,000
Lake Worth Rd. AT Jog Rd. - Proj# 2012505					Length: .000 MI	*Non-SIS*	
Type of Work: INTERSECTION IMPROVEMENT					Lead Agency: PBC		
New Project?: Yes					LRTP#: CH6-P10		
CST	IF	0	630,000	0	0	0	630,000
Total		0	630,000	0	0	0	630,000
Prior Years Cost			Future Years Cost		Total Project Cost		630,000

Phase	Fund Source	2015	2016	2017	2018	2019	Total
Linton Blvd. AT Military Tr. - Proj# 2013500					Length: .000 MI	*Non-SIS*	
Type of Work: INTERSECTION IMPROVEMENT					Lead Agency: PBC		
New Project?: Yes					LRTP#: CH6-P10		
ROW	IF	300,000	0	0	0	0	300,000
CST	IF	0	280,000	0	0	0	280,000
Total		300,000	280,000	0	0	0	580,000
Prior Years Cost		200,000	Future Years Cost		Total Project Cost		780,000
MILITARY TRL/SR-809 AT NORTHLAKE BLVD - Proj# 4316452					Length: .097 MI	*Non-SIS*	
Type of Work: ADD TURN LANE(S)					Lead Agency: FDOT		
Description: SEGMENT 1=JPA. CIGP/JPA WITH PBC SEGMENT 2=ROW. FDOT WILL ACQUIRE & ADMINISTER					LRTP#: CH6-P10		
ROW	IF	64,238	0	0	0	0	64,238
ROW	CIGP	64,238	0	0	0	0	64,238
ROW	DIH	22,122	0	0	0	0	22,122
Total		150,598	0	0	0	0	150,598
Prior Years Cost			Future Years Cost		Total Project Cost		150,598
PALM BCH CO ITS AT ITS MAINTENANCE - Proj# 4162553					Length: .000 MI	*SIS*	
Type of Work: ITS FREEWAY MANAGEMENT					Lead Agency: FDOT		
					LRTP#: CH6-P10		
MSC	D	1,400,000	1,400,000	1,500,000	1,500,000	0	5,800,000
Total		1,400,000	1,400,000	1,500,000	1,500,000	0	5,800,000
Prior Years Cost		1,200,000	Future Years Cost		Total Project Cost		7,000,000
PALM BCH CO ITS ITS MAINTENANCE - Proj# 4162555					Length: .000 MI	*Non-SIS*	
Type of Work: ITS FREEWAY MANAGEMENT					Lead Agency: FDOT		
New Project?: Yes					LRTP#: CH6-P10		
MSC	D	0	0	0	0	1,800,000	1,800,000
Total		0	0	0	0	1,800,000	1,800,000
Prior Years Cost			Future Years Cost		Total Project Cost		1,800,000

Phase	Fund Source	2015	2016	2017	2018	2019	Total
PALM BCH CO ITS ITS MAINTENANCE - Proj# 4162554					Length: .000 MI	*Non-SIS*	
Type of Work: ITS FREEWAY MANAGEMENT					Lead Agency: FDOT		
New Project?: Yes					LRTP#: CH6-P10		
MSC	D	0	0	0	0	732,734	732,734
Total		0	0	0	0	732,734	732,734
Prior Years Cost		Future Years Cost		6,000,000	Total Project Cost		6,732,734
PALM BCH OPERATIONS GENERAL CEI CONSULTANT INSPECTION SUPPORT - Proj# 4337311					Length: .000 MI	*Non-SIS*	
Type of Work: INSPECT CONSTRUCTION PROJS.					Lead Agency: FDOT		
New Project?: Yes					LRTP#: CH6-P10		
Notes: 5YR/\$5M CONTRACT, TASK WORK ORDER DRIVEN							
CST	DIH	0	15,000	0	0	0	15,000
CST	DDR	0	200,000	0	0	0	200,000
Total		0	215,000	0	0	0	215,000
Prior Years Cost		Future Years Cost			Total Project Cost		215,000
PALM BEACH CNTY JPA FROM SIGNAL MAINTENANCE & OPS TO ON SHS - Proj# 4278021					Length: .000 MI	*Non-SIS*	
Type of Work: TRAFFIC SIGNALS					Lead Agency: FDOT		
					LRTP#: CH6-P10		
Notes: PALM BEACH COUNTY JPA FOR SIGNAL MAINTENANCE AND OPERATIONS ON SHS BOCA RATON JPA = SEQ# 02 TRANSFERRED TO SEGMENT 2 (427802-2)							
MSC	DDR	875,500	0	0	0	0	875,500
MSC	DITS	19,034	0	0	0	0	19,034
Total		894,534	0	0	0	0	894,534
Prior Years Cost		3,231,630	Future Years Cost		Total Project Cost		4,126,164
PALM BEACH CNTY JPA FROM SIGNAL MAINTENANCE & OPS TO ON STATE HWY SYSTEM (SHS) - Proj# 4278023					Length: .000 MI	*Non-SIS*	
Type of Work: TRAFFIC SIGNALS					Lead Agency: FDOT		
					LRTP#: CH6-P10		
Notes: PALM BEACH COUNTY JPA FOR SIGNAL MAINTENANCE AND OPERATIONS ON THE SHS							
MSC	DDR	0	901,800	928,900	956,800	985,504	3,773,004
Total		0	901,800	928,900	956,800	985,504	3,773,004
Prior Years Cost		Future Years Cost			Total Project Cost		3,773,004

Phase	Fund Source	2015	2016	2017	2018	2019	Total
PALM BEACH COUNTY FROM COMPUTER SIGNAL TO OPERATIONS - Proj# 2292533					Length: .000 MI	*Non-SIS*	
Type of Work: TRAFFIC CONTROL DEVICES/SYSTEM					Lead Agency: FDOT		
					LRTP#: CH6-P10		
Notes: JPA W/PALM BEACH COUNTY - ENHANCE THE TRAFFIC SIGNAL SYSTEM AND OPERATIONS							
CST	SU	250,000	0	0	0	0	250,000
CST	DDR	250,000	0	0	0	0	250,000
Total		500,000	0	0	0	0	500,000
Prior Years Cost		2,000,000	Future Years Cost		Total Project Cost		2,500,000
PALM BEACH COUNTY FROM PAVEMENT MARKING AND TO SIGNING - Proj# 4292501					Length: .000 MI	*Non-SIS*	
Type of Work: SIGNING/PAVEMENT MARKINGS					Lead Agency: FDOT		
					LRTP#: CH6-P10		
Notes: CHANGE TRANSPORTATION SYSTEM 05 TO 03 2013-07-23							
CST	DIH	0	36,055	0	0	0	36,055
CST	DDR	0	407,692	0	0	0	407,692
Total		0	443,747	0	0	0	443,747
Prior Years Cost			Future Years Cost		Total Project Cost		443,747
PALM BEACH COUNTY FROM ROAD RANGER SERVICE TO PATROL - Proj# 2319243					Length: .000 MI	*SIS*	
Type of Work: SERVICE PATROL/FHP					Lead Agency: FDOT		
					LRTP#: CH6-P10		
Notes: FREEWAY SERVICE PATROL ON INTERSTATE/ 24/7 SERVICE							
MSC	DDR	1,497,000	830,000	0	0	0	2,327,000
Total		1,497,000	830,000	0	0	0	2,327,000
Prior Years Cost		6,041,031	Future Years Cost		Total Project Cost		8,368,031
PALM BEACH COUNTY FROM ROAD RANGER SERVICE TO PATROL - Proj# 2319244					Length: .000 MI	*SIS*	
Type of Work: SERVICE PATROL/FHP					Lead Agency: FDOT		
					LRTP#: CH6-P10		
Notes: FREEWAY SERVICE PATROL ON INTERSTATE/ 24/7 SERVICE							
MSC	DDR	0	667,000	1,497,000	1,497,000	1,497,000	5,158,000
Total		0	667,000	1,497,000	1,497,000	1,497,000	5,158,000
Prior Years Cost			Future Years Cost		Total Project Cost		6,655,000

Phase	Fund Source	2015	2016	2017	2018	2019	Total
PALM BEACH COUNTY FROM PUSH-BUTTON CONTRACT TO FOR SIGNALIZATION - Proj# 4259603					Length: .000 MI	*Non-SIS*	
Type of Work: TRAFFIC CONTROL DEVICES/SYSTEM					Lead Agency: FDOT		
Notes: TRAFFIC OPS PUSH-BUTTON CONTRACT					LRTP#: CH6-P10		
CST	DS	1,000,000	0	0	0	0	1,000,000
CST	DIH	51,319	0	0	0	0	51,319
Total		1,051,319	0	0	0	0	1,051,319
Prior Years Cost		Future Years Cost		Total Project Cost		1,051,319	
PALM BEACH COUNTY FROM PUSH-BUTTON CONTRACT TO FOR SIGNALIZATION - Proj# 4259604					Length: .000 MI	*Non-SIS*	
Type of Work: TRAFFIC CONTROL DEVICES/SYSTEM					Lead Agency: PALM BEACH COUNTY		
Notes: TRAFFIC OPS PUSH-BUTTON CONTRACT					LRTP#: CH6-P10		
CST	DS	0	0	1,000,000	0	0	1,000,000
CST	DIH	0	0	113,500	0	0	113,500
Total		0	0	1,113,500	0	0	1,113,500
Prior Years Cost		Future Years Cost		Total Project Cost		1,113,500	
PALM BEACH COUNTY FROM PUSH BUTTON CONTRACT TO TRAFFIC OPS (ROADWAY) - Proj# 2298338					Length: .000 MI	*Non-SIS*	
Type of Work: MISCELLANEOUS CONSTRUCTION					Lead Agency: FDOT		
Notes: CHANGE TRANSPORTATION SYSTEM 05 TO 03 2013-07-23					LRTP#: CH6-P10		
CST	DS	0	1,000,000	0	0	0	1,000,000
CST	DIH	0	36,055	0	0	0	36,055
Total		0	1,036,055	0	0	0	1,036,055
Prior Years Cost		Future Years Cost		Total Project Cost		1,036,055	

Phase	Fund Source	2015	2016	2017	2018	2019	Total
PALM BEACH COUNTY ADAPTIVE TRAFFIC CONTROL SYSTEM - SR-786/PGA BLVD. - Proj# 4328832					Length: 4.756 MI	*Non-SIS*	
Type of Work: ITS COMMUNICATION SYSTEM					Lead Agency: FDOT		
New Project?: Yes					Lanes (Existing/Improve/Addl): 4/ 4/ 0		
Notes: 2013 MPO #10 LIMITS: AVENUE OF CHAMPIONS TO US-1 LIAISON: ACKERT					LRTP#: CH6-P10		
PE	SU	0	175,000	0	0	0	175,000
CST	DIH	0	0	0	11,220	0	11,220
CST	DDR	0	0	0	1,644,878	0	1,644,878
Total		0	175,000	0	1,656,098	0	1,831,098
Prior Years Cost		Future Years Cost			Total Project Cost		1,831,098
PALM BEACH COUNTY GUARDRAIL REPAIR PRIMARY ROADS - Proj# 2339927					Length: .000 MI	*Non-SIS*	
Type of Work: ROUTINE MAINTENANCE					Lead Agency: FDOT		
					LRTP#: CH6-P10		
MSC	D	0	0	130,000	130,000	130,000	390,000
Total		0	0	130,000	130,000	130,000	390,000
Prior Years Cost		Future Years Cost			Total Project Cost		390,000
PALM BEACH COUNTY PAVEMENT MARKING AND SIGNING - Proj# 4292502					Length: .000 MI	*Non-SIS*	
Type of Work: SIGNING/PAVEMENT MARKINGS					Lead Agency: FDOT		
					LRTP#: CH6-P10		
Notes: CHANGE TRANSPORTATION SYSTEM 05 TO 03 2013-07-23							
CST	DIH	0	0	0	16,584	0	16,584
CST	DDR	0	0	0	419,999	0	419,999
Total		0	0	0	436,583	0	436,583
Prior Years Cost		Future Years Cost			Total Project Cost		436,583
PALM BEACH COUNTY PAVEMENT MARKINGS PRIMARY - Proj# 2339847					Length: .000 MI	*Non-SIS*	
Type of Work: ROUTINE MAINTENANCE					Lead Agency: FDOT		
					LRTP#: CH6-P10		
Notes: PMS + PAVEMENT MARKINGS							
MSC	D	0	0	300,000	300,000	0	600,000
Total		0	0	300,000	300,000	0	600,000
Prior Years Cost		Future Years Cost			Total Project Cost		600,000

Phase	Fund Source	2015	2016	2017	2018	2019	Total
PALM BEACH COUNTY PRIMARY THERMOPLASTIC STRIPING - Proj# 4292803					Length: .000 MI	*Non-SIS*	
Type of Work: SIGNING/PAVEMENT MARKINGS					Lead Agency: FDOT		
					LRTP#: CH6-P10		
Notes: CHANGE TRANSPORTATION SYSTEM 05 TO 03 2013-07-23							
CST	DIH	0	13,780	0	0	0	13,780
CST	DDR	0	485,348	0	0	0	485,348
Total		0	499,128	0	0	0	499,128
Prior Years Cost		Future Years Cost		Total Project Cost		499,128	
PALM BEACH COUNTY PRIMARY THERMOPLASTIC STRIPING - Proj# 4292806					Length: .000 MI	*Non-SIS*	
Type of Work: SIGNING/PAVEMENT MARKINGS					Lead Agency: FDOT		
New Project?: Yes					LRTP#: CH6-P10		
CST	DIH	0	0	0	0	15,015	15,015
CST	DDR	0	0	0	0	300,000	300,000
Total		0	0	0	0	315,015	315,015
Prior Years Cost		Future Years Cost		Total Project Cost		315,015	
PALM BEACH COUNTY PRIMARY THERMOPLASTIC STRIPING - Proj# 4292805					Length: .000 MI	*Non-SIS*	
Type of Work: SIGNING/PAVEMENT MARKINGS					Lead Agency: FDOT		
New Project?: Yes					LRTP#: CH6-P10		
CST	DIH	0	0	0	14,586	0	14,586
CST	DDR	0	0	0	299,999	0	299,999
Total		0	0	0	314,585	0	314,585
Prior Years Cost		Future Years Cost		Total Project Cost		314,585	
PALM BEACH COUNTY PRIMARY THERMOPLASTIC STRIPING - Proj# 4292802					Length: .000 MI	*Non-SIS*	
Type of Work: SIGNING/PAVEMENT MARKINGS					Lead Agency: FDOT		
					LRTP#: CH6-P10		
Notes: CHANGE TRANSPORTATION SYSTEM 05 TO 03 2013-07-23							
CST	DIH	13,390	0	0	0	0	13,390
CST	DDR	399,999	0	0	0	0	399,999
Total		413,389	0	0	0	0	413,389
Prior Years Cost		Future Years Cost		Total Project Cost		413,389	

Phase	Fund Source	2015	2016	2017	2018	2019	Total
PALM BEACH COUNTY PRIMARY THERMOPLASTIC STRIPING - Proj# 4292804					Length: .000 MI	*Non-SIS*	
Type of Work: SIGNING/PAVEMENT MARKINGS					Lead Agency: FDOT		
Notes: CHANGE TRANSPORTATION SYSTEM 05 TO 03 2013-07-23					LRTP#: CH6-P10		
CST	DIH	0	0	15,505	0	0	15,505
CST	DDR	0	0	300,000	0	0	300,000
Total		0	0	315,505	0	0	315,505
Prior Years Cost		Future Years Cost		Total Project Cost		315,505	
PALM BEACH COUNTY PUSH BUTTON CONTRACT TRAFFIC OPS (ROADWAY) - Proj# 2298339					Length: .000 MI	*Non-SIS*	
Type of Work: MISCELLANEOUS CONSTRUCTION					Lead Agency: FDOT		
Notes: CHANGE TRANSPORTATION SYSTEM 05 TO 03 2013-07-23					LRTP#: CH6-P10		
CST	DIH	0	0	0	144,186	0	144,186
CST	DDR	0	0	0	1,000,000	0	1,000,000
Total		0	0	0	1,144,186	0	1,144,186
Prior Years Cost		Future Years Cost		Total Project Cost		1,144,186	
PALM BEACH COUNTY PUSH-BUTTON CONTRACT FOR SIGNALIZATION - Proj# 4259605					Length: .000 MI	*Non-SIS*	
Type of Work: TRAFFIC CONTROL DEVICES/SYSTEM					Lead Agency: FDOT		
New Project?: Yes					LRTP#: CH6-P10		
CST	DIH	0	0	0	0	65,443	65,443
CST	DDR	0	0	0	0	1,000,000	1,000,000
Total		0	0	0	0	1,065,443	1,065,443
Prior Years Cost		Future Years Cost		Total Project Cost		1,065,443	
PALM BEACH OPERATIONS CENTER - Proj# 4319203					Length: .000 MI	*Non-SIS*	
Type of Work: FIXED CAPITAL OUTLAY					Lead Agency: FDOT		
New Project?: Yes					LRTP#: CH6-P10		
Notes: 55150200-080002-15-\$95,000 55044010410-15-561031 FCO - BUILDINGS AND GROUNDS							
MSC	D	17,000	0	0	0	0	17,000
Total		17,000	0	0	0	0	17,000
Prior Years Cost		Future Years Cost		Total Project Cost		17,000	

Phase	Fund Source	2015	2016	2017	2018	2019	Total
PB CO ITS FACILITY O & M JPA - Proj# 4162582 Type of Work: ITS FREEWAY MANAGEMENT Notes: O & M JPA TO OPERATE FACILITY					Length: .000 MI Lead Agency: FDOT LRTP#: CH6-P10	*SIS*	
MSC	DDR	50,000	50,000	50,000	50,000	50,000	250,000
	Total	50,000	50,000	50,000	50,000	50,000	250,000
Prior Years Cost			Future Years Cost		Total Project Cost		250,000
PGA Blvd. AT Military Tr. - Proj# 2012506 Type of Work: INTERSECTION IMPROVEMENT New Project?: Yes					Length: .000 MI Lead Agency: PBC LRTP#: CH6-P10	*Non-SIS*	
CST	IF	0	150,000	0	0	0	150,000
	Total	0	150,000	0	0	0	150,000
Prior Years Cost		600,000	Future Years Cost		Total Project Cost		750,000
Purdy Ln. FROM Forest Hill Elem TO E. Major Dr. - Proj# 2013523 Type of Work: ADD LANES & RECONSTRUCT New Project?: Yes Notes: 0.2 mi, 3 L					Length: 0.2 MI Lead Agency: PBC LRTP#: CH6-P10	*Non-SIS*	
	Lanes (Existing/Improve/Addl): 2/ 3/ 1						
CST	IF	1,100,000	0	0	0	0	1,100,000
	Total	1,100,000	0	0	0	0	1,100,000
Prior Years Cost			Future Years Cost		Total Project Cost		1,100,000
Reserve-Intersections AT Countywide - Proj# PBC-INT Type of Work: INTERSECTION IMPROVEMENT New Project?: Yes Notes: Design, R/W, Mitigation & Construction					Length: .000 MI Lead Agency: PBC LRTP#: CH6-P10	*Non-SIS*	
CST	GT	1,200,000	850,000	1,600,000	1,450,000	0	5,100,000
	Total	1,200,000	850,000	1,600,000	1,450,000	0	5,100,000
Prior Years Cost		1,700,000	Future Years Cost		Total Project Cost		6,800,000

Phase	Fund Source	2015	2016	2017	2018	2019	Total
Reserve-Plans/Align. AT Countywide - Proj# PBC-PLN Type of Work: COUNTY PLANNING New Project?: Yes Notes: Study, Design & Mitigation					Length: .000 MI Lead Agency: PBC LRTP#: CH6-P10	*Non-SIS*	
ENV	GT	200,000	200,000	200,000	0	0	600,000
CST	GT	0	0	0	200,000	0	200,000
Total		200,000	200,000	200,000	200,000	0	800,000
Prior Years Cost		200,000	Future Years Cost		Total Project Cost		1,000,000
Reserve-R/W AT Countywide - Proj# PBC-ROW Type of Work: COUNTY PLANNING New Project?: Yes Notes: Land Acquisition					Length: .000 MI Lead Agency: PBC LRTP#: CH6-P10	*Non-SIS*	
ROW	GT	200,000	200,000	200,000	200,000	0	800,000
Total		200,000	200,000	200,000	200,000	0	800,000
Prior Years Cost		200,000	Future Years Cost		Total Project Cost		1,000,000
Reserve-Traffic Signals AT Countywide - Proj# PBC-SIG Type of Work: SIGNAL IMPROVEMENT New Project?: Yes Notes: Mast Arms					Length: .000 MI Lead Agency: PBC LRTP#: CH6-P10	*Non-SIS*	
CST	GT	600,000	600,000	600,000	600,000	0	2,400,000
Total		600,000	600,000	600,000	600,000	0	2,400,000
Prior Years Cost		600,000	Future Years Cost		Total Project Cost		3,000,000
S.W. 3rd. St. FROM S.R. 7 TO E. of S.R. 7 - Proj# 2013525 Type of Work: ADD LANES & RECONSTRUCT New Project?: Yes Notes: 0.1 mi, 3 L					Length: 0.1 MI Lead Agency: PBC LRTP#: CH6-P10	*Non-SIS*	
Lanes (Existing/Improve/Addl): 2/ 3/ 1							
CST	IF	1,200,000	0	0	0	0	1,200,000
Total		1,200,000	0	0	0	0	1,200,000
Prior Years Cost			Future Years Cost		Total Project Cost		1,200,000

Phase	Fund Source	2015	2016	2017	2018	2019	Total
SR-708/BLUE HERON FR. 200FT W. OF AVENUE S TO 200FT EAST OF AVENUE S - Proj# 4351441					Length: .076 MI	*Non-SIS*	
Type of Work: INTERSECTION IMPROVEMENT					Lead Agency: FDOT		
New Project?: Yes					LRTP#: CH6-P10		
Lanes (Existing/Improve/Addl): 6/ 0/ 0							
Notes: INTERSECTION IMPROVEMENTS INCLUDING RECONSTRUCTION OF SIDEWALK AND EDGE OF PAVEMENT TO INCREASE CORNER RADII TO ACCOMMODATE HEAVY VEHICLE TURNING PATHS & REDUCE PED CONFLICT ON SIDEWALK IN ALL 4 QUADRANTS. INCLUDES RELOCATING SIGNAL CONTROLLER BOX, UPGRADE SIGNAL POLES TO MAST ARMS,							
PE	DIH	491	0	0	0	0	491
PE	DDR	20,000	0	0	0	0	20,000
ROW	DDR	150,000	0	0	0	0	150,000
ROW	DIH	56,000	0	0	0	0	56,000
RRU	DDR	0	0	36,800	0	0	36,800
CST	DS	0	0	433,479	0	0	433,479
CST	DIH	0	0	10,910	0	0	10,910
CST	DDR	0	0	52,368	0	0	52,368
Total		226,491	0	533,557	0	0	760,048
Prior Years Cost		277,244	Future Years Cost		Total Project Cost		1,037,292
SR-80/SOUTHERN BLVD AT SANSBURY WAY/LYONS RD. - Proj# 4351581					Length: .327 MI	*SIS*	
Type of Work: INTERSECTION IMPROVEMENT					Lead Agency: FDOT		
New Project?: Yes					LRTP#: CH6-P10		
Lanes (Existing/Improve/Addl): 8/ 0/ 0							
Notes: 2013 MPO PRIORITY #5							
MSC	SU	50,000	0	0	0	0	50,000
PE	SU	675,000	0	0	0	0	675,000
RRU	SU	0	0	0	322,647	0	322,647
CST	DS	0	0	0	2,011,519	0	2,011,519
CST	SU	0	0	0	922,509	0	922,509
CST	DDR	0	0	0	232,015	0	232,015
Total		725,000	0	0	3,488,690	0	4,213,690
Prior Years Cost			Future Years Cost		Total Project Cost		4,213,690
Sandalford Blvd. FROM S.R. 7 TO E. of S.R. 7 - Proj# 2013524					Length: 0.1 MI	*Non-SIS*	
Type of Work: ADD LANES & RECONSTRUCT					Lead Agency: PBC		
New Project?: Yes					LRTP#: CH6-P10		
Lanes (Existing/Improve/Addl): 2/ 3/ 1							
Notes: 0.1 mi, 5 L							
CST	IF	1,400,000	0	0	0	0	1,400,000
Total		1,400,000	0	0	0	0	1,400,000
Prior Years Cost			Future Years Cost		Total Project Cost		1,400,000

Phase	Fund Source	2015	2016	2017	2018	2019	Total
US-27/SR-25 INTERSECTION WITH SR-80 - Proj# 4353861					Length: .925 MI	*Non-SIS*	
Type of Work: INTERSECTION IMPROVEMENT					Lead Agency: FDOT		
New Project?: Yes					LRTP#: CH6-P10		
Lanes (Existing/Improve/Addl): 4/ 4/ 0							
Notes: INTERSECTION IMPROVEMENT TO ADD A RECEIVING LANE ON US-27 NB FOR WB RIGHT TURN LANE TO MERGE INTO AND REMOVE YIELD CONTROL FOR WB RIGHT TURN LANE. ADD A SECOND SB LEFT TURN LANE FOR ADDITIONAL STORAGE CAPACITY. C201=MITIGATION, C202=CONTAMINATION ASSESSMENT							
PE	DIH	1,728	0	0	0	0	1,728
PE	DS	30,986	0	0	0	0	30,986
ENV	DS	30,000	0	0	0	0	30,000
RRU	DS	0	345,500	0	0	0	345,500
CST	DS	0	1,098,864	0	0	0	1,098,864
CST	DIH	0	10,600	0	0	0	10,600
Total		62,714	1,454,964	0	0	0	1,517,678
<i>Prior Years Cost</i>		<i>78,802</i>	<i>Future Years Cost</i>		<i>Total Project Cost</i>		<i>1,596,480</i>

Section 5 - Maintenance

Phase	Fund Source	2015	2016	2017	2018	2019	Total
PALM BEACH COUNTY FROM MOWING TO PRIMARY - Proj# 4045845					Length: .000 MI	*Non-SIS*	
Type of Work: ROUTINE MAINTENANCE					Lead Agency: FDOT		
					LRTP#: CH4-P1		
MSC	D	400,000	400,000	400,000	0	0	1,200,000
	Total	400,000	400,000	400,000	0	0	1,200,000
Prior Years Cost		Future Years Cost		Total Project Cost		1,200,000	
PALM BEACH COUNTY FROM SPOT ASPHALT REPAIRS TO PRIMARY - Proj# 4275202					Length: .000 MI	*Non-SIS*	
Type of Work: ROUTINE MAINTENANCE					Lead Agency: FDOT		
					LRTP#: CH4-P1		
MSC	D	210,000	210,000	0	0	0	420,000
	Total	210,000	210,000	0	0	0	420,000
Prior Years Cost		10,000	Future Years Cost		Total Project Cost		430,000
PALM BEACH COUNTY FROM GUARDRAIL REPAIR TO PRIMARY ROADS - Proj# 2339926					Length: .000 MI	*Non-SIS*	
Type of Work: ROUTINE MAINTENANCE					Lead Agency: FDOT		
					LRTP#: CH4-P1		
MSC	D	130,000	130,000	0	0	0	260,000
	Total	130,000	130,000	0	0	0	260,000
Prior Years Cost		130,000	Future Years Cost		Total Project Cost		390,000
Ardmore Way - Proj# RB201702					Length: .000 MI	*Non-SIS*	
Type of Work: STORMWATER AND DRAINAGE					Lead Agency: Riviera Beach		
					LRTP#: CH4-P1		
		Lanes (Existing/Improve/Addl): 2/ 2/ 0					
CST	LF	0	0	166,250	0	0	166,250
	Total	0	0	166,250	0	0	166,250
Prior Years Cost		Future Years Cost		Total Project Cost		166,250	
Avenue G (W. 18th Street to W. 20th Street) - Proj# RB201943					Length: .000 MI	*Non-SIS*	
Type of Work: STORMWATER AND DRAINAGE					Lead Agency: Riviera Beach		
					LRTP#: CH4-P1		
		Lanes (Existing/Improve/Addl): 2/ 2/ 0					
CST	LF	0	0	0	0	367,500	367,500
	Total	0	0	0	0	367,500	367,500
Prior Years Cost		Future Years Cost		Total Project Cost		367,500	

Phase	Fund Source	2015	2016	2017	2018	2019	Total
Avenue H (W. 13th Street to W. 15th Street) - Proj# RB201949					Length: .000 MI	*Non-SIS*	
Type of Work: STORMWATER AND DRAINAGE					Lead Agency: Riviera Beach		
Lanes (Existing/Improve/Addl): 2/ 2/ 0					LRTP#: CH4-P1		
CST	LF	0	0	0	0	306,250	306,250
	Total	0	0	0	0	306,250	306,250
Prior Years Cost		Future Years Cost		Total Project Cost		306,250	
Avenue H East (Blue Heron to Silver Beach) - Proj# RB201947					Length: .000 MI	*Non-SIS*	
Type of Work: STORMWATER AND DRAINAGE					Lead Agency: Riviera Beach		
Lanes (Existing/Improve/Addl): 2/ 2/ 0					LRTP#: CH4-P1		
CST	LF	0	0	0	0	1,662,500	1,662,500
	Total	0	0	0	0	1,662,500	1,662,500
Prior Years Cost		Future Years Cost		Total Project Cost		1,662,500	
Avenue H East (Blue Heron to W. 18th Street) - Proj# RB201941					Length: .000 MI	*Non-SIS*	
Type of Work: STORMWATER AND DRAINAGE					Lead Agency: Riviera Beach		
Lanes (Existing/Improve/Addl): 2/ 2/ 0					LRTP#: CH4-P1		
CST	LF	0	0	0	0	1,225,000	1,225,000
	Total	0	0	0	0	1,225,000	1,225,000
Prior Years Cost		Future Years Cost		Total Project Cost		1,225,000	
Avenue H West (Blue Heron to W. 15th Street) - Proj# RB201945					Length: .000 MI	*Non-SIS*	
Type of Work: STORMWATER AND DRAINAGE					Lead Agency: Riviera Beach		
Lanes (Existing/Improve/Addl): 2/ 2/ 0					LRTP#: CH4-P1		
CST	LF	0	0	0	0	1,443,750	1,443,750
	Total	0	0	0	0	1,443,750	1,443,750
Prior Years Cost		Future Years Cost		Total Project Cost		1,443,750	
Avenue H West (Blue Heron to W. 37th Street) - Proj# RB201946					Length: .000 MI	*Non-SIS*	
Type of Work: STORMWATER AND DRAINAGE					Lead Agency: Riviera Beach		
Lanes (Existing/Improve/Addl): 2/ 2/ 0					LRTP#: CH4-P1		
CST	LF	0	0	0	0	1,557,500	1,557,500
	Total	0	0	0	0	1,557,500	1,557,500
Prior Years Cost		Future Years Cost		Total Project Cost		1,557,500	

Phase	Fund Source	2015	2016	2017	2018	2019	Total
Avenue O (W. 3rd Street to W. 1st Street) - Proj# RB201831					Length: .000 MI	*Non-SIS*	
Type of Work: STORMWATER AND DRAINAGE					Lead Agency: Riviera Beach		
Lanes (Existing/Improve/Addl): 2/ 2/ 0					LRTP#: CH4-P1		
CST	LF	0	0	0	236,250	0	236,250
	Total	0	0	0	236,250	0	236,250
Prior Years Cost		Future Years Cost			Total Project Cost		236,250
Avenue R (Blue Heron to W. 13th Street) - no curb - Proj# RB201827					Length: .000 MI	*Non-SIS*	
Type of Work: STORMWATER AND DRAINAGE					Lead Agency: Riviera Beach		
Lanes (Existing/Improve/Addl): 2/ 2/ 0					LRTP#: CH4-P1		
CST	LF	0	0	0	1,155,000	0	1,155,000
	Total	0	0	0	1,155,000	0	1,155,000
Prior Years Cost		Future Years Cost			Total Project Cost		1,155,000
Avenue R (W. 11th Street to W. 14th Street) - Proj# RB201839					Length: .000 MI	*Non-SIS*	
Type of Work: STORMWATER AND DRAINAGE					Lead Agency: Riviera Beach		
Lanes (Existing/Improve/Addl): 2/ 2/ 0					LRTP#: CH4-P1		
CST	LF	0	0	0	463,750	0	463,750
	Total	0	0	0	463,750	0	463,750
Prior Years Cost		Future Years Cost			Total Project Cost		463,750
Avenue T (W. 14th Street to W. 11th Street) - Proj# RB201840					Length: .000 MI	*Non-SIS*	
Type of Work: STORMWATER AND DRAINAGE					Lead Agency: Riviera Beach		
Lanes (Existing/Improve/Addl): 2/ 2/ 0					LRTP#: CH4-P1		
CST	LF	0	0	0	463,750	0	463,750
	Total	0	0	0	463,750	0	463,750
Prior Years Cost		Future Years Cost			Total Project Cost		463,750
Avenue T (W. 37th St. to W. 30th St.) - Proj# RB201621					Length: .000 MI	*Non-SIS*	
Type of Work: STORMWATER AND DRAINAGE					Lead Agency: Riviera Beach		
Lanes (Existing/Improve/Addl): 2/ 2/ 0					LRTP#: CH4-P1		
CST	LF	0	962,500	0	0	0	962,500
	Total	0	962,500	0	0	0	962,500
Prior Years Cost		Future Years Cost			Total Project Cost		962,500

Phase	Fund Source	2015	2016	2017	2018	2019	Total
BACOM PT RD/SR-715/SW-NW 16TH ST FROM FROM W. CANAL ST/SR-717 TO TO SR-15/US 441 - Proj# 4287221					Length: 9.980 MI	*Non-SIS*	*RSP*
Type of Work: RESURFACING					Lead Agency: FDOT		
Lanes (Existing/Improve/Addl): 2/ 2/ 0					LRTP#: CH4-P1		
Notes: PH5202 - UWHC W/PALM BEACH COUNTY WATER UTILITY DEPT 52-02 LFA CHECK RECD \$10,285 2806635 DTD 12/03/2013							
CST	LF	0	10,285	0	0	0	10,285
CST	SL	0	843,604	0	0	0	843,604
CST	SA	0	2,918,680	0	0	0	2,918,680
CST	DDR	0	4,075,054	0	0	0	4,075,054
Total		0	7,847,623	0	0	0	7,847,623
Prior Years Cost		1,235,827	Future Years Cost		Total Project Cost		9,083,450
BRIDGE PAINTING OF GLADES RD (BRIDGE 930416) (MP 75) - Proj# 4356161					Length: 0.28 mi MI	*Non-SIS*	
Type of Work: BRIDGE - PAINTING					Lead Agency: FDOT		
Lanes (Existing/Improve/Addl): 6/ 0/ 0					LRTP#: APP-B3		
PE	PKYR	1,500	0	0	0	0	1,500
Total		1,500	0	0	0	0	1,500
Prior Years Cost			Future Years Cost		Total Project Cost		1,500
CITY OF JUPITER AT LANDSCAPE MAINT JPA - Proj# 2339781					Length: .000 MI	*Non-SIS*	
Type of Work: ROUTINE MAINTENANCE					Lead Agency: FDOT		
Notes: LANDSCAPE MAINTENANCE OF ROW ON ALT A1A/US1/SR 5 AND SR 706.					LRTP#: CH4-P1		
MSC	D	26,216	26,216	26,216	26,616	26,616	131,880
Total		26,216	26,216	26,216	26,616	26,616	131,880
Prior Years Cost		375,240	Future Years Cost		Total Project Cost		507,120

Phase	Fund Source	2015	2016	2017	2018	2019	Total
CLINT MOORE ROAD@I-95 FROM BRIDGE #930202 TO PAINTING OF STEEL SUPERSTRUCTURE - Proj# 4299571					Length: 0.126 MI	*SIS*	
Type of Work: BRIDGE-REPAIR/REHABILITATION					Lead Agency: FDOT		
Lanes (Existing/Improve/Addl): 8/ 0/ 0					LRTP#: APP-B3		
Notes: APPLY CLASS 5 FINISH TO CONCRETE SURFACES TS=05-WORK IS ON THE BRIDGE NOT THE ROAD;BRDG IS STATE OWNED							
CST	DS	0	0	0	184,715	0	184,715
CST	DIH	0	0	0	11,332	0	11,332
CST	BRRP	0	0	0	2,264,563	0	2,264,563
RRU	BRRP	0	0	0	0	45,000	45,000
Total		0	0	0	2,460,610	45,000	2,505,610
Prior Years Cost		23,908	Future Years Cost		Total Project Cost		2,529,518
CR 880 (Old SR 80) AT Rehabilitation/Heavy Maintenance - Proj# PBC-880					Length: .000 MI	*Non-SIS*	
Type of Work: REHABILITATION					Lead Agency: PBC		
New Project?: Yes					LRTP#: CH4-P1		
CST	GT	1,000,000	1,000,000	1,000,000	1,000,000	0	4,000,000
Total		1,000,000	1,000,000	1,000,000	1,000,000	0	4,000,000
Prior Years Cost		2,000,000	Future Years Cost		Total Project Cost		6,000,000
Camino Real Rd./Boca Club AT over Intracoastal Waterway - Proj# 2003501					Length: .000 MI	*Non-SIS*	
Type of Work: BRIDGE REHABILITATION					Lead Agency: PBC		
New Project?: Yes					LRTP#: APP-B3		
Lanes (Existing/Improve/Addl): 2/ 2/ 0							
Notes: Approach Bridge Span Rehabilitation							
CST	GT	0	6,000,000	0	0	0	6,000,000
Total		0	6,000,000	0	0	0	6,000,000
Prior Years Cost			Future Years Cost		Total Project Cost		6,000,000
Coral Way - Proj# RB201707					Length: .000 MI	*Non-SIS*	
Type of Work: STORMWATER AND DRAINAGE					Lead Agency: Riviera Beach		
Lanes (Existing/Improve/Addl): 2/ 2/ 0					LRTP#: CH4-P1		
CST	LF	0	0	1,050,000	0	0	1,050,000
Total		0	0	1,050,000	0	0	1,050,000
Prior Years Cost			Future Years Cost		Total Project Cost		1,050,000

Phase	Fund Source	2015	2016	2017	2018	2019	Total	
Coral Way (N&S) - Proj# RB201713					Length: .000 MI	*Non-SIS*		
Type of Work: STORMWATER AND DRAINAGE					Lead Agency: Riviera Beach			
Lanes (Existing/Improve/Addl): 2/ 2/ 0					LRTP#: CH4-P1			
CST	LF	0	0	341,250	0	0	341,250	
Total		0	0	341,250	0	0	341,250	
Prior Years Cost		Future Years Cost			Total Project Cost		341,250	
DISTRICT 4 LOCAL FROM GOVERNMENT BRIDGE TO INSPECTION SERVICES - Proj# 2340606					Length: .000 MI	*Non-SIS*		
Type of Work: BRIDGE OPERATIONS					Lead Agency: FDOT			
					LRTP#: APP-B3			
MNT	BRTZ	855,000	0	0	0	0	855,000	
Total		855,000	0	0	0	0	855,000	
Prior Years Cost		Future Years Cost			Total Project Cost		855,000	
Dolphin Road - Proj# RB201708					Length: .000 MI	*Non-SIS*		
Type of Work: STORMWATER AND DRAINAGE					Lead Agency: Riviera Beach			
Lanes (Existing/Improve/Addl): 2/ 2/ 0					LRTP#: CH4-P1			
CST	LF	0	0	260,000	0	0	260,000	
Total		0	0	260,000	0	0	260,000	
Prior Years Cost		Future Years Cost			Total Project Cost		260,000	
EAST OCEAN AVE/SR-804 FROM JPA W/PALM BEACH COUNTY TO FOR LANDSCAPE MAINTENANCE - Proj# 4085991					Length: .000 MI	*Non-SIS*		
Type of Work: ROUTINE MAINTENANCE					Lead Agency: FDOT			
					LRTP#: CH4-P1			
Notes: JPA WITH PALM BEACH COUNTY FOR LANDSCAPE MAINTENANCE FOR SR-804 FROM THE TURNPIKE TO THE CITY LIMIT								
MSC	D	7,500	7,500	7,500	7,500	7,500	37,500	
Total		7,500	7,500	7,500	7,500	7,500	37,500	
Prior Years Cost		87,500	Future Years Cost			Total Project Cost		125,000

Phase	Fund Source	2015	2016	2017	2018	2019	Total	
EAST OCEAN AVE/SR-804 AT OVER ICWW BRIDGE PAINTING - Proj# 4311061					Length: .066 MI	*Non-SIS*		
Type of Work: BRIDGE - PAINTING					Lead Agency: FDOT			
Lanes (Existing/Improve/Addl): 2/ 0/ 0					LRTP#: APP-B3			
Notes: BRIDGE #930370 CHANGE TRANSPORTATION SYSTEM 05 TO 03 2013-07-23								
PE	DIH	50,000	0	0	0	0	50,000	
CST	DIH	0	0	283,482	0	0	283,482	
CST	BRRP	0	0	3,667,567	0	0	3,667,567	
Total		50,000	0	3,951,049	0	0	4,001,049	
Prior Years Cost		Future Years Cost			Total Project Cost		4,001,049	
Emerald Dr. - Proj# RB201709					Length: .000 MI	*Non-SIS*		
Type of Work: STORMWATER AND DRAINAGE					Lead Agency: Riviera Beach			
Lanes (Existing/Improve/Addl): 2/ 2/ 0					LRTP#: CH4-P1			
CST	LF	0	0	560,000	0	0	560,000	
Total		0	0	560,000	0	0	560,000	
Prior Years Cost		Future Years Cost			Total Project Cost		560,000	
FEDERAL HWY/US-1/SR-5 FROM JUPITER (BRIDGE# 930005) TO OVER LOXAHATCHEE RIVER - Proj# 4284001					Length: 0.560 MI	*Non-SIS*	*RSP*	
Type of Work: BRIDGE REHABILITATION					Lead Agency: FDOT			
Lanes (Existing/Improve/Addl): 4/ 0/ 0					LRTP#: APP-B3			
Notes: JUPITER BRIDGE#93005 REHABILITATION, INCLUDES ADDING SIDEWALK FROM OCEAN BLVD. TO BEACH ROAD, BOTH SIDES OF ROADWAY.								
CST	DS	0	802,809	0	0	0	802,809	
CST	DIH	0	4,507	0	0	0	4,507	
CST	BRRP	0	11,201,290	0	0	0	11,201,290	
CST	DDR	0	7,353,707	0	0	0	7,353,707	
Total		0	19,362,313	0	0	0	19,362,313	
Prior Years Cost		1,747,036	Future Years Cost			Total Project Cost		21,109,349

Phase	Fund Source	2015	2016	2017	2018	2019	Total
FOREST HILL BLVD/SR-822 FROM E. OF OLIVE TREE BLVD TO RIVER BRIDGE CENTER - Proj# 4306081					Length: 0.500 MI	*Non-SIS*	
Type of Work: RESURFACING					Lead Agency: FDOT		
Lanes (Existing/Improve/Addl): 6/ 6/ 0					LRTP#: CH4-P1		
Notes: CHANGE TRANSPORTATION SYSTEM 05 TO 03 2013-07-23 CHANGE TRANSPORTATION SYSTEM 03 TO 05 2013-09-17							
CST	SU	0	78,799	0	0	0	78,799
CST	SA	0	516,951	0	0	0	516,951
CST	DDR	0	44,665	0	0	0	44,665
Total		0	640,415	0	0	0	640,415
Prior Years Cost		184,253	Future Years Cost		Total Project Cost		824,668
Fairview Lane - Proj# RB201710					Length: .000 MI	*Non-SIS*	
Type of Work: STORMWATER AND DRAINAGE					Lead Agency: Riviera Beach		
Lanes (Existing/Improve/Addl): 2/ 2/ 0					LRTP#: CH4-P1		
CST	LF	0	0	1,006,250	0	0	1,006,250
Total		0	0	1,006,250	0	0	1,006,250
Prior Years Cost			Future Years Cost		Total Project Cost		1,006,250
GLADES RD/SR-808 FROM WB ON RAMP TO SB SR-9/I-95 - Proj# 4340061					Length: .010 MI	*Non-SIS*	
Type of Work: TRAFFIC OPS IMPROVEMENT					Lead Agency: FDOT		
New Project?: Yes					LRTP#: CH4-P1		
Notes: HIGH FRICTION SURFACE MATERIAL; DRAINAGE IMPROVEMENTS QUEUE DETECTION SYSTEM; SIGNING AND MARKING; ENHANCEMENTS							
CST	DIH	10,300	0	0	0	0	10,300
CST	DDR	374,446	0	0	0	0	374,446
Total		384,746	0	0	0	0	384,746
Prior Years Cost		75,511	Future Years Cost		Total Project Cost		460,257
Glades Area AT R&R Throughout the Glades - Proj# PBC-GRR					Length: .000 MI	*Non-SIS*	
Type of Work:					Lead Agency: PBC		
New Project?: Yes					LRTP#: CH4-P1		
Notes: Repair/Reconstruction							
CST	GT	700,000	700,000	700,000	700,000	0	2,800,000
Total		700,000	700,000	700,000	700,000	0	2,800,000
Prior Years Cost		700,000	Future Years Cost		Total Project Cost		3,500,000

Phase	Fund Source	2015	2016	2017	2018	2019	Total	
Grand Bahama Lane - Proj# RB201711					Length: .000 MI	*Non-SIS*		
Type of Work: STORMWATER AND DRAINAGE					Lead Agency: Riviera Beach			
Lanes (Existing/Improve/Addl): 2/ 2/ 0					LRTP#: CH4-P1			
CST	LF	0	0	507,500	0	0	507,500	
Total		0	0	507,500	0	0	507,500	
Prior Years Cost		Future Years Cost			Total Project Cost		507,500	
HOOKER HWY/SR-80 FROM FROM SR-715 TO TO SR-15/US-441 - Proj# 4260531					Length: 0.570 MI	*Non-SIS*		
Type of Work: RESURFACING					Lead Agency: FDOT			
Lanes (Existing/Improve/Addl): 2/ 2/ 0					LRTP#: CH4-P1			
Notes: \$132,635.48 RECEIVED FROM PALM BEACH COUNTY ON 02/09/2009								
CST	LF	128,760	0	0	0	0	128,760	
CST	DIH	78,395	0	0	0	0	78,395	
CST	DDR	1,639,541	0	0	0	0	1,639,541	
Total		1,846,696	0	0	0	0	1,846,696	
Prior Years Cost		269,978	Future Years Cost			Total Project Cost		2,116,674
Island Drive - Proj# RB201706					Length: .000 MI	*Non-SIS*		
Type of Work: STORMWATER AND DRAINAGE					Lead Agency: Riviera Beach			
Lanes (Existing/Improve/Addl): 2/ 2/ 0					LRTP#: CH4-P1			
CST	LF	0	0	288,750	0	0	288,750	
Total		0	0	288,750	0	0	288,750	
Prior Years Cost		Future Years Cost			Total Project Cost		288,750	
Johnson Dairy Road Expansion - Phase 2 - Proj# PBG201506					Length: .000 MI	*Non-SIS*		
Type of Work: ROADWAY					Lead Agency: CITY OF PALM BEACH GARDENS			
LRTP#: CH4-P1								
CST	IF	600,000	0	0	0	0	600,000	
Total		600,000	0	0	0	0	600,000	
Prior Years Cost		Future Years Cost			Total Project Cost		600,000	

Phase	Fund Source	2015	2016	2017	2018	2019	Total
LYONS ROAD FROM NORTE LAGO TO PINE SPRINGS DRIVE - Proj# 4351011					Length: .461 MI	*Non-SIS*	
Type of Work: MISCELLANEOUS CONSTRUCTION					Lead Agency: FDOT		
New Project?: Yes					LRTP#: CH4-P1		
Lanes (Existing/Improve/Addl): 4/ 0/ 0							
Notes: NPV=9041611 RECONSTRUCT THE ROADWAY TO PROVIDE ADEQUATE SUPERELEVATION TO THE CURVES.							
PE	SA	5,000	0	0	0	0	5,000
PE	HSP	271,587	0	0	0	0	271,587
CST	SA	0	0	2,210,461	0	0	2,210,461
CST	HSP	0	0	200,000	0	0	200,000
Total		276,587	0	2,410,461	0	0	2,687,048
Prior Years Cost			Future Years Cost		Total Project Cost		2,687,048
MILITARY TRL/SR-809 AT NORTHLAKE BLVD - Proj# 4316451					Length: 0.097 MI	*Non-SIS*	
Type of Work: ADD TURN LANE(S)					Lead Agency: FDOT		
Lanes (Existing/Improve/Addl): 6/ 0/ 0					LRTP#: CH4-P1		
Notes: INTERSECTION IMPROVEMENTS CIGP/JPA WITH PALM BEACH COUNTY							
CST	LF	0	0	350,000	0	0	350,000
CST	CIGP	0	0	350,000	0	0	350,000
Total		0	0	700,000	0	0	700,000
Prior Years Cost		200,000	Future Years Cost		Total Project Cost		900,000
MILITARY TRAIL/SR-809 FROM FROM LAKE WORTH RD TO TO S OF SR-80 - Proj# 4287191					Length: 3.861 MI	*Non-SIS*	*RSP*
Type of Work: RESURFACING					Lead Agency: FDOT		
Lanes (Existing/Improve/Addl): 6/ 6/ 0					LRTP#: CH4-P1		
Notes: NPV=3315788 CHANGE TRANSPORTATION SYSTEM 05 TO 03 2013-07-23 CHANGE TRANSPORTATION SYSTEM 03 TO 05 2013-09-17 SAFETY ELEMENTS							
PE	HSP	234,000	0	0	0	0	234,000
CST	DS	0	0	760,054	0	0	760,054
CST	SA	0	0	738,760	0	0	738,760
CST	DDR	0	0	1,889,789	0	0	1,889,789
CST	NHRE	0	0	2,494,086	0	0	2,494,086
CST	HSP	0	0	1,374,750	0	0	1,374,750
Total		234,000	0	7,257,439	0	0	7,491,439
Prior Years Cost		1,012,135	Future Years Cost		Total Project Cost		8,503,574

Phase	Fund Source	2015	2016	2017	2018	2019	Total
MOWING AND LITTER FROM PICKUP OF VARIOUS ROADS TO IN PALM BEACH COUNTY - Proj# 4166781					Length: .000 MI	*Non-SIS*	
Type of Work: ROUTINE MAINTENANCE					Lead Agency: FDOT		
					LRTP#: CH4-P1		
Notes: REIMBURSABLE MOA AGREEMENT WITH THE CITY OF RIVIERA BEACH FOR THE MOWING AND LITTER PICKUP OF VARIOUS ROADS IN PALM BEACH COUNTY							
MSC	D	18,404	18,404	18,404	18,404	18,404	92,020
	Total	18,404	18,404	18,404	18,404	18,404	92,020
Prior Years Cost		165,636	Future Years Cost		Total Project Cost		257,656
Manor Drive - Proj# RB201705					Length: .000 MI	*Non-SIS*	
Type of Work: STORMWATER AND DRAINAGE					Lead Agency: Riviera Beach		
					LRTP#: CH4-P1		
		Lanes (Existing/Improve/Addl): 2/ 2/ 0					
CST	LF	0	0	533,750	0	0	533,750
	Total	0	0	533,750	0	0	533,750
Prior Years Cost			Future Years Cost		Total Project Cost		533,750
Morse Blvd. - Proj# RB201704					Length: .000 MI	*Non-SIS*	
Type of Work: STORMWATER AND DRAINAGE					Lead Agency: Riviera Beach		
					LRTP#: CH4-P1		
		Lanes (Existing/Improve/Addl): 2/ 2/ 0					
CST	LF	0	0	1,200,500	0	0	1,200,500
	Total	0	0	1,200,500	0	0	1,200,500
Prior Years Cost			Future Years Cost		Total Project Cost		1,200,500
North and South 25th Court (W. of Avenue S) - Proj# RB201950					Length: .000 MI	*Non-SIS*	
Type of Work: STORMWATER AND DRAINAGE					Lead Agency: Riviera Beach		
					LRTP#: CH4-P1		
		Lanes (Existing/Improve/Addl): 2/ 2/ 0					
CST	LF	0	0	0	0	760,000	760,000
	Total	0	0	0	0	760,000	760,000
Prior Years Cost			Future Years Cost		Total Project Cost		760,000

Phase	Fund Source	2015	2016	2017	2018	2019	Total
OKEECHOBEE BL/SR-704 WB ON RAMP TO I-95/SR-9 - Proj# 4340021					Length: .010 MI	*Non-SIS*	
Type of Work:					Lead Agency: FDOT		
New Project?: Yes					LRTP#: CH4-P1		
Notes: HIGH FRICTION SURFACE MATERIAL; DRAINAGE IMPROVEMENTS SIGNING AND MARKING; ENHANCEMENTS; WET ROADWAY SURFACE DETECTION AND MOTORIST WARNING SYSTEM							
		Lanes (Existing/Improve/Addl): 3/ 0/ 0					
CST	DIH	10,300	0	0	0	0	10,300
CST	DDR	524,074	0	0	0	0	524,074
	Total	534,374	0	0	0	0	534,374
Prior Years Cost		95,633	Future Years Cost		Total Project Cost		630,007
PALM BCH OPERATIONS FROM GENERAL CEI CONSULTANT TO CONSTRUCTION SUPPORT - Proj# 4311992					Length: .000 MI	*Non-SIS*	
Type of Work: INSPECT CONSTRUCTION PROJS.					Lead Agency: PALM BEACH COUNTY		
					LRTP#: CH4-P1		
CST	DDR	0	0	0	0	200,000	200,000
	Total	0	0	0	0	200,000	200,000
Prior Years Cost			Future Years Cost		Total Project Cost		200,000
PALM BCH OPERATIONS FROM GENERAL CEI CONSULTANT TO CONSTRUCTION SUPPORT - Proj# 2295549					Length: .000 MI	*Non-SIS*	
Type of Work: INSPECT CONSTRUCTION PROJS.					Lead Agency: FDOT		
					LRTP#: CH4-P1		
Notes: PB OPS CENTER CEI CONTRACT							
CST	DDR	200,000	200,000	0	0	0	400,000
	Total	200,000	200,000	0	0	0	400,000
Prior Years Cost		250,000	Future Years Cost		Total Project Cost		650,000
PALM BCH OPERATIONS FROM GENERAL CEI CONSULTANT TO CONSTRUCTION SUPPORT - Proj# 2295548					Length: .000 MI	*Non-SIS*	
Type of Work: INSPECT CONSTRUCTION PROJS.					Lead Agency: FDOT		
					LRTP#: CH4-P1		
Notes: PB OPS CENTER CEI CONTRACT							
CST	DDR	200,000	0	0	0	0	200,000
	Total	200,000	0	0	0	0	200,000
Prior Years Cost		475,000	Future Years Cost		Total Project Cost		675,000

Phase	Fund Source	2015	2016	2017	2018	2019	Total
PALM BCH OPERATIONS FROM GENERAL CEI CONSULTANT TO CONSTRUCTION SUPPORT - Proj# 4311991					Length: .000 MI	*Non-SIS*	
Type of Work: INSPECT CONSTRUCTION PROJS.					Lead Agency: PALM BEACH COUNTY		
					LRTP#: CH4-P1		
CST	DDR	0	200,000	200,000	200,000	0	600,000
	Total	0	200,000	200,000	200,000	0	600,000
Prior Years Cost		Future Years Cost		Total Project Cost		600,000	
PALM BCH OPERATIONS CONTINUING CEI INSPECTION SUPPORT - Proj# 4327901					Length: .000 MI	*Non-SIS*	
Type of Work: INSPECT CONSTRUCTION PROJS.					Lead Agency: FDOT		
					LRTP#: CH4-P1		
CST	DDR	100,000	100,000	100,000	100,000	0	400,000
	Total	100,000	100,000	100,000	100,000	0	400,000
Prior Years Cost		100,000	Future Years Cost		Total Project Cost		500,000
PALM BEACH - D/W INSPECTION SUPPORT - Proj# 4337381					Length: .000 MI	*Non-SIS*	
Type of Work: INSPECT CONSTRUCTION PROJS.					Lead Agency: FDOT		
					LRTP#: CH4-P1		
CST	DIH	0	0	0	2,000	0	2,000
CST	DDR	0	0	0	200,000	0	200,000
	Total	0	0	0	202,000	0	202,000
Prior Years Cost		Future Years Cost		Total Project Cost		202,000	
PALM BEACH CO FROM STATE HWY SYS TO BRIDGES - Proj# 2337522					Length: .000 MI	*Non-SIS*	
Type of Work: ROUTINE MAINTENANCE					Lead Agency: FDOT		
					LRTP#: CH4-P1		
MSC	D	500,000	500,000	500,000	500,000	500,000	2,500,000
	Total	500,000	500,000	500,000	500,000	500,000	2,500,000
Prior Years Cost		8,795,291	Future Years Cost		Total Project Cost		11,295,291
PALM BEACH CO FROM STATE HWY SYS TO ROADWAY - Proj# 2337521					Length: 79.063 MI	*SIS*	
Type of Work: ROUTINE MAINTENANCE					Lead Agency: FDOT		
					LRTP#: CH4-P1		
Lanes (Existing/Improve/Addl): 5/ 0/ 0							
MSC	D	1,900,000	1,900,000	1,900,000	1,900,000	1,900,000	9,500,000
	Total	1,900,000	1,900,000	1,900,000	1,900,000	1,900,000	9,500,000
Prior Years Cost		26,931,005	Future Years Cost		Total Project Cost		36,431,005

Phase	Fund Source	2015	2016	2017	2018	2019	Total
PALM BEACH CO NPDES - Proj# 2335144					Length: .000 MI	*Non-SIS*	
Type of Work: ROUTINE MAINTENANCE					Lead Agency: PALM BEACH COUNTY		
Notes: NPDES PROGRAM FOR PALM BEACH COUNTY NPDES-MS4; MUNICIPAL SEPERATE STORM SEWER SYSTEM					LRTP#: CH4-P1		
MSC	D	0	0	12,788	12,788	12,788	38,364
	Total	0	0	12,788	12,788	12,788	38,364
Prior Years Cost			Future Years Cost		Total Project Cost		38,364
PALM BEACH CO NPDES - Proj# 2335143					Length: .000 MI	*Non-SIS*	
Type of Work: ROUTINE MAINTENANCE					Lead Agency: PALM BEACH COUNTY		
Notes: NPDES PROGRAM FOR PALM BEACH COUNTY NPDES-MS4; MUNICIPAL SEPERATE STORM SEWER SYSTEM					LRTP#: CH4-P1		
MSC	D	12,788	12,788	0	0	0	25,576
	Total	12,788	12,788	0	0	0	25,576
Prior Years Cost		34,626	Future Years Cost		Total Project Cost		60,202
PALM BEACH COUNTY FROM DESILTING TO PRIMARY - Proj# 4041975					Length: .000 MI	*Non-SIS*	
Type of Work: ROUTINE MAINTENANCE					Lead Agency: FDOT		
					LRTP#: CH4-P1		
MSC	D	200,000	0	0	0	0	200,000
	Total	200,000	0	0	0	0	200,000
Prior Years Cost		400,000	Future Years Cost		Total Project Cost		600,000
PALM BEACH COUNTY AT YOUTH PROGRAM - Proj# 4274033					Length: .000 MI	*Non-SIS*	
Type of Work: ROUTINE MAINTENANCE					Lead Agency: PALM BEACH COUNTY		
					LRTP#: CH4-P1		
MSC	D	0	0	300,000	300,000	300,000	900,000
	Total	0	0	300,000	300,000	300,000	900,000
Prior Years Cost			Future Years Cost		Total Project Cost		900,000

Phase	Fund Source	2015	2016	2017	2018	2019	Total
PALM BEACH COUNTY FROM MOWING IN I-95 NORTH OF TO NORTHLAKE BLVD - Proj# 4276293					Length: .000 MI	*SIS*	
Type of Work: ROUTINE MAINTENANCE					Lead Agency: FDOT		
					LRTP#: CH4-P1		
MSC	D	180,000	0	0	0	0	180,000
	Total	180,000	0	0	0	0	180,000
Prior Years Cost		81,678	Future Years Cost		Total Project Cost		261,678
PALM BEACH COUNTY AT DITCH CLEANING - PRIMARY - Proj# 4086545					Length: .000 MI	*Non-SIS*	
Type of Work: ROUTINE MAINTENANCE					Lead Agency: FDOT		
					LRTP#: CH4-P1		
MSC	D	44,050	0	0	0	0	44,050
	Total	44,050	0	0	0	0	44,050
Prior Years Cost		88,100	Future Years Cost		Total Project Cost		132,150
PALM BEACH COUNTY AT PRIMARY MOT - Proj# 4063506					Length: .000 MI	*Non-SIS*	
Type of Work: ROUTINE MAINTENANCE					Lead Agency: FDOT		
					LRTP#: CH4-P1		
MSC	D	0	25,000	25,000	25,000	0	75,000
	Total	0	25,000	25,000	25,000	0	75,000
Prior Years Cost			Future Years Cost		Total Project Cost		75,000
PALM BEACH COUNTY FROM UNPAVED SHOULDERS TO INTERSTATE - Proj# 4277792					Length: .000 MI	*Non-SIS*	
Type of Work: ROUTINE MAINTENANCE					Lead Agency: FDOT		
					LRTP#: CH4-P1		
MSC	D	140,000	0	0	0	0	140,000
	Total	140,000	0	0	0	0	140,000
Prior Years Cost		140,000	Future Years Cost		Total Project Cost		280,000
PALM BEACH COUNTY AT PRIMARY MOT - Proj# 4063505					Length: .000 MI	*Non-SIS*	
Type of Work: ROUTINE MAINTENANCE					Lead Agency: FDOT		
					LRTP#: CH4-P1		
MSC	D	25,000	0	0	0	0	25,000
	Total	25,000	0	0	0	0	25,000
Prior Years Cost		24,551	Future Years Cost		Total Project Cost		49,551

Phase	Fund Source	2015	2016	2017	2018	2019	Total
PALM BEACH COUNTY FROM PAVEMENT MARKINGS TO PRIMARY - Proj# 2339846					Length: .000 MI	*Non-SIS*	
Type of Work: ROUTINE MAINTENANCE					Lead Agency: FDOT		
					LRTP#: CH4-P1		
MSC	D	300,000	300,000	0	0	0	600,000
Total		300,000	300,000	0	0	0	600,000
<i>Prior Years Cost</i>			<i>Future Years Cost</i>		<i>Total Project Cost</i>		600,000
PALM BEACH COUNTY FROM JPA'S FOR MAINTENANCE TO LIGHTING MAINTENANCE - Proj# 4051211					Length: .000 MI	*Non-SIS*	
Type of Work: ROUTINE MAINTENANCE					Lead Agency: FDOT		
					LRTP#: CH4-P1		
Notes: PALM BEACH COUNTY HWY LIGHTING MAINTENANCE & OPERATIONS SEQ#01-XX =JPA'S WITH EACH LOCAL GOVERNMENT SEE WP33 ITEM COMMENT SCREEN							
MSC	DDR	2,022,617	2,083,252	2,145,869	2,180,842	0	8,432,580
Total		2,022,617	2,083,252	2,145,869	2,180,842	0	8,432,580
<i>Prior Years Cost</i>		16,483,998	<i>Future Years Cost</i>		<i>Total Project Cost</i>		24,916,578
PALM BEACH COUNTY AT SWEEPING - PRIMARY - Proj# 4064215					Length: .000 MI	*Non-SIS*	
Type of Work: ROUTINE MAINTENANCE					Lead Agency: FDOT		
					LRTP#: CH4-P1		
MSC	D	200,000	0	0	0	0	200,000
Total		200,000	0	0	0	0	200,000
<i>Prior Years Cost</i>		213,427	<i>Future Years Cost</i>		<i>Total Project Cost</i>		413,427
PALM BEACH COUNTY FROM PAVEMENT MARKERS TO PRIMARY - Proj# 4130825					Length: .000 MI	*Non-SIS*	
Type of Work: ROUTINE MAINTENANCE					Lead Agency: FDOT		
					LRTP#: CH4-P1		
Notes: RETRO-REFLECTIVE PAVEMENT MARKERS (RPM'S)							
MSC	D	0	150,000	150,000	150,000	0	450,000
Total		0	150,000	150,000	150,000	0	450,000
<i>Prior Years Cost</i>			<i>Future Years Cost</i>		<i>Total Project Cost</i>		450,000

Phase	Fund Source	2015	2016	2017	2018	2019	Total
PALM BEACH COUNTY AT DITCH CLEANING - PRIMARY - Proj# 4086546					Length: .000 MI	*Non-SIS*	
Type of Work: ROUTINE MAINTENANCE					Lead Agency: FDOT		
					LRTP#: CH4-P1		
MSC	D	0	60,000	60,000	60,000	0	180,000
Total		0	60,000	60,000	60,000	0	180,000
Prior Years Cost		Future Years Cost		Total Project Cost		180,000	
PALM BEACH COUNTY AT YOUTH PROGRAM - Proj# 4274032					Length: .000 MI	*Non-SIS*	
Type of Work: ROUTINE MAINTENANCE					Lead Agency: FDOT		
					LRTP#: CH4-P1		
MSC	D	300,000	300,000	0	0	0	600,000
Total		300,000	300,000	0	0	0	600,000
Prior Years Cost		300,003	Future Years Cost		Total Project Cost		900,003
PALM BEACH COUNTY FROM PAVEMENT MARKERS TO PRIMARY - Proj# 4130824					Length: .000 MI	*Non-SIS*	
Type of Work: ROUTINE MAINTENANCE					Lead Agency: FDOT		
Notes: RETRO-REFLECTIVE PAVEMENT MARKERS (RPM'S)					LRTP#: CH4-P1		
MSC	D	150,000	0	0	0	0	150,000
Total		150,000	0	0	0	0	150,000
Prior Years Cost		50,000	Future Years Cost		Total Project Cost		200,000
PALM BEACH COUNTY CLEARING AND GRUBBING PRIMARY - Proj# 4276263					Length: .000 MI	*Non-SIS*	
Type of Work: ROUTINE MAINTENANCE					Lead Agency: FDOT		
					LRTP#: CH4-P1		
MSC	D	75,000	75,000	75,000	0	0	225,000
Total		75,000	75,000	75,000	0	0	225,000
Prior Years Cost		Future Years Cost		Total Project Cost		225,000	
PALM BEACH COUNTY CLEARING AND GRUBBING PRIMARY - Proj# 4276264					Length: .000 MI	*Non-SIS*	
Type of Work: ROUTINE MAINTENANCE					Lead Agency: FDOT		
					LRTP#: CH4-P1		
MSC	D	0	0	0	75,000	75,000	150,000
Total		0	0	0	75,000	75,000	150,000
Prior Years Cost		Future Years Cost		Total Project Cost		150,000	

Phase	Fund Source	2015	2016	2017	2018	2019	Total
PALM BEACH COUNTY DESILTING PRIMARY - Proj# 4041977					Length: .000 MI	*Non-SIS*	
Type of Work: ROUTINE MAINTENANCE					Lead Agency: FDOT		
New Project?: Yes					L RTP#: CH4-P1		
MSC	D	0	0	0	0	200,000	200,000
Total		0	0	0	0	200,000	200,000
Prior Years Cost		Future Years Cost			Total Project Cost		200,000
PALM BEACH COUNTY DESILTING PRIMARY - Proj# 4041976					Length: .000 MI	*Non-SIS*	
Type of Work: ROUTINE MAINTENANCE					Lead Agency: FDOT		
					L RTP#: CH4-P1		
MSC	D	0	200,000	200,000	200,000	0	600,000
Total		0	200,000	200,000	200,000	0	600,000
Prior Years Cost		Future Years Cost			Total Project Cost		600,000
PALM BEACH COUNTY DITCH CLEANING - PRIMARY - Proj# 4086547					Length: .000 MI	*Non-SIS*	
Type of Work: ROUTINE MAINTENANCE					Lead Agency: FDOT		
New Project?: Yes					L RTP#: CH4-P1		
MSC	D	0	0	0	0	60,000	60,000
Total		0	0	0	0	60,000	60,000
Prior Years Cost		Future Years Cost			Total Project Cost		60,000
PALM BEACH COUNTY DRAINAGE VIDEO & G.I.S. MAPPING - Proj# 4297714					Length: .000 MI	*Non-SIS*	
Type of Work: ROUTINE MAINTENANCE					Lead Agency: FDOT		
					L RTP#: CH4-P1		
MSC	D	0	0	0	250,000	0	250,000
Total		0	0	0	250,000	0	250,000
Prior Years Cost		Future Years Cost			Total Project Cost		250,000
PALM BEACH COUNTY DRAINAGE VIDEO & G.I.S. MAPPING - Proj# 4297713					Length: .000 MI	*Non-SIS*	
Type of Work: ROUTINE MAINTENANCE					Lead Agency: FDOT		
					L RTP#: CH4-P1		
MSC	D	0	250,000	0	0	0	250,000
Total		0	250,000	0	0	0	250,000
Prior Years Cost		Future Years Cost			Total Project Cost		250,000

Phase	Fund Source	2015	2016	2017	2018	2019	Total
PALM BEACH COUNTY HERBICIDE PRIMARY - Proj# 4277993					Length: .000 MI	*Non-SIS*	
Type of Work: ROUTINE MAINTENANCE					Lead Agency: FDOT		
New Project?: Yes					LRTP#: CH4-P1		
MSC	D	50,000	50,000	0	0	0	100,000
	Total	50,000	50,000	0	0	0	100,000
Prior Years Cost		50,000	Future Years Cost		Total Project Cost		150,000
PALM BEACH COUNTY MOWING PRIMARY - Proj# 4045846					Length: .000 MI	*Non-SIS*	
Type of Work: ROUTINE MAINTENANCE					Lead Agency: FDOT		
New Project?: Yes					LRTP#: CH4-P1		
MSC	D	0	0	0	400,000	400,000	800,000
	Total	0	0	0	400,000	400,000	800,000
Prior Years Cost			Future Years Cost		Total Project Cost		800,000
PALM BEACH COUNTY PAVEMENT MARKERS PRIMARY - Proj# 4130826					Length: .000 MI	*Non-SIS*	
Type of Work: ROUTINE MAINTENANCE					Lead Agency: FDOT		
New Project?: Yes					LRTP#: CH4-P1		
MSC	D	0	0	0	0	150,000	150,000
	Total	0	0	0	0	150,000	150,000
Prior Years Cost			Future Years Cost		Total Project Cost		150,000
PALM BEACH COUNTY PAVEMENT MARKINGS PRIMARY - Proj# 2339848					Length: .000 MI	*Non-SIS*	
Type of Work: ROUTINE MAINTENANCE					Lead Agency: FDOT		
New Project?: Yes					LRTP#: CH4-P1		
MSC	D	0	0	0	0	300,000	300,000
	Total	0	0	0	0	300,000	300,000
Prior Years Cost			Future Years Cost		Total Project Cost		300,000
PALM BEACH COUNTY PRIMARY MOT - Proj# 4063507					Length: .000 MI	*Non-SIS*	
Type of Work: ROUTINE MAINTENANCE					Lead Agency: FDOT		
New Project?: Yes					LRTP#: CH4-P1		
MSC	D	0	0	0	0	25,000	25,000
	Total	0	0	0	0	25,000	25,000
Prior Years Cost			Future Years Cost		Total Project Cost		25,000

Phase	Fund Source	2015	2016	2017	2018	2019	Total
PALM BEACH COUNTY SPOT ASPHALT REPAIRS RIMARY - Proj# 4275203					Length: .000 MI	*Non-SIS*	
Type of Work: ROUTINE MAINTENANCE					Lead Agency: FDOT		
					LRTP#: CH4-P1		
MSC	D	0	0	210,000	210,000	210,000	630,000
Total		0	0	210,000	210,000	210,000	630,000
Prior Years Cost		Future Years Cost		Total Project Cost		630,000	
PALM BEACH COUNTY STATE HWY SYSTEM SIGNAGE - Proj# 4339381					Length: .000 MI	*Non-SIS*	
Type of Work: ROUTINE MAINTENANCE					Lead Agency: FDOT		
New Project?: Yes					LRTP#: CH4-P1		
MSC	D	120,481	0	0	0	0	120,481
Total		120,481	0	0	0	0	120,481
Prior Years Cost		99,716	Future Years Cost		Total Project Cost		220,197
PALM BEACH COUNTY STATE HWY SYSTEM SIGNAGE - Proj# 4339382					Length: .000 MI	*Non-SIS*	
Type of Work: ROUTINE MAINTENANCE					Lead Agency: FDOT		
New Project?: Yes					LRTP#: CH4-P1		
MSC	D	0	120,000	120,000	120,000	0	360,000
Total		0	120,000	120,000	120,000	0	360,000
Prior Years Cost		Future Years Cost		Total Project Cost		360,000	
PALM BEACH COUNTY SWEEPING - PRIMARY - Proj# 4064217					Length: .000 MI	*Non-SIS*	
Type of Work: ROUTINE MAINTENANCE					Lead Agency: FDOT		
New Project?: Yes					LRTP#: CH4-P1		
MSC	D	0	0	0	0	300,000	300,000
Total		0	0	0	0	300,000	300,000
Prior Years Cost		Future Years Cost		Total Project Cost		300,000	
PALM BEACH COUNTY SWEEPING - PRIMARY - Proj# 4064216					Length: .000 MI	*Non-SIS*	
Type of Work: ROUTINE MAINTENANCE					Lead Agency: FDOT		
					LRTP#: CH4-P1		
MSC	D	0	200,000	200,000	200,000	0	600,000
Total		0	200,000	200,000	200,000	0	600,000
Prior Years Cost		Future Years Cost		Total Project Cost		600,000	

Phase	Fund Source	2015	2016	2017	2018	2019	Total
PALM BEACH COUNTY UNPAVED SHOULDERS PRIMARY - Proj# 4277793					Length: .000 MI	*Non-SIS*	
Type of Work: ROUTINE MAINTENANCE					Lead Agency: FDOT		
					LRTP#: CH4-P1		
MSC	D	0	140,000	140,000	140,000	0	420,000
	Total	0	140,000	140,000	140,000	0	420,000
Prior Years Cost		Future Years Cost			Total Project Cost		420,000
PALM BEACH COUNTY UNPAVED SHOULDERS PRIMARY - Proj# 4277794					Length: .000 MI	*Non-SIS*	
Type of Work: ROUTINE MAINTENANCE					Lead Agency: FDOT		
New Project?: Yes					LRTP#: CH4-P1		
MSC	D	0	0	0	0	140,000	140,000
	Total	0	0	0	0	140,000	140,000
Prior Years Cost		Future Years Cost			Total Project Cost		140,000
PALM BEACH NPDES CORRECTIVE ACTIONS - Proj# 4283344					Length: .000 MI	*Non-SIS*	
Type of Work: ROUTINE MAINTENANCE					Lead Agency: FDOT		
Notes: STORM WATER FACILITIES EXFILTRATION					LRTP#: CH4-P1		
MSC	D	0	0	200,000	200,000	200,000	600,000
	Total	0	0	200,000	200,000	200,000	600,000
Prior Years Cost		Future Years Cost			Total Project Cost		600,000
PALM BEACH NPDES CORRECTIVE ACTIONS - Proj# 4283343					Length: .000 MI	*Non-SIS*	
Type of Work: ROUTINE MAINTENANCE					Lead Agency: FDOT		
Notes: STORM WATER FACILITIES EXFILTRATION					LRTP#: CH4-P1		
MSC	D	200,000	200,000	200,000	0	0	600,000
	Total	200,000	200,000	200,000	0	0	600,000
Prior Years Cost		Future Years Cost			Total Project Cost		600,000

Phase	Fund Source	2015	2016	2017	2018	2019	Total
PBC SHS LANDSCAPE FROM MAINTENANCE AGREEMENT TO ON 4 STATE HIGHWAYS - Proj# 4162161					Length: .000 MI	*Non-SIS*	
Type of Work: ROUTINE MAINTENANCE					Lead Agency: FDOT		
					LRTP#: CH4-P1		
Notes: REIMBURSABLE MOA AGREEMENT WITH PALM BEACH COUNTY FOR THE MAINTENANCE ON SR-802, SR-704, SR-7 & SR-882 PERPETUAL AGREEMENT LOA ISSUED EACH YR BY DOT							
MSC	D	151,093	151,093	151,093	151,093	151,093	755,465
	Total	151,093	151,093	151,093	151,093	151,093	755,465
Prior Years Cost		1,531,072	Future Years Cost		Total Project Cost		2,286,537
PBG NPDES/Stormwater Drainage Improvements - Proj# PBG141907					Length: .000 MI	*Non-SIS*	
Type of Work: STORMWATER AND DRAINAGE					Lead Agency: CITY OF PALM BEACH GARDENS		
					LRTP#: CH4-P1		
CPLN	GT	500,000	500,000	500,000	500,000	500,000	2,500,000
	Total	500,000	500,000	500,000	500,000	500,000	2,500,000
Prior Years Cost		500,000	Future Years Cost		Total Project Cost		3,000,000
PGA BLVD/SR-786 FROM SR-710 AT C-18 CANAL (W OF FLORIDA'S TURNPIKE) - Proj# 2293962					Length: 2.000 MI	*Non-SIS*	
Type of Work: ROAD RECONSTRUCTION - 2 LANE					Lead Agency: FDOT		
New Project?: Yes					LRTP#: CH6-P7		
Lanes (Existing/Improve/Addl): 2/ 0/ 0					Notes: RAISE THE ROADWAY PROFILE 4 FT; REPLACE EXISTING CULVERT AT MP 0.725; PHASE 32-02: SURVEY/SUE CHANGE TRANSPORTATION SYSTEM 05 TO 03 2013-07-23 CONVERTED TO CC 9 ON 9/24/13 AND CONSTRUCTION ADVANCED TO CHANGE TRANSPORTATION SYSTEM 03 TO 05 2013-09-17 FY 2015 PER CENTRAL OFFICE.		
CST	DI	9,708,603	0	0	0	0	9,708,603
PE	DDR	73,000	0	0	0	0	73,000
CST	DIH	51,500	0	0	0	0	51,500
CST	DDR	0	0	250,000	0	0	250,000
	Total	9,833,103	0	250,000	0	0	10,083,103
Prior Years Cost		959,747	Future Years Cost		Total Project Cost		11,042,850
Palmetto Park Rd. AT over L.W.D.D. E-4 Canal (El Rio Canal) - Proj# 2013531					Length: .000 MI	*Non-SIS*	
Type of Work: BRIDGE REPLACEMENT					Lead Agency: PBC		
New Project?: Yes					LRTP#: APP-B3		
Lanes (Existing/Improve/Addl): 4/ 4/ 0							
CST	GT	0	2,600,000	0	0	0	2,600,000
	Total	0	2,600,000	0	0	0	2,600,000
Prior Years Cost		500,000	Future Years Cost		Total Project Cost		3,100,000

Phase	Fund Source	2015	2016	2017	2018	2019	Total
Powell Drive - Proj# RB201703					Length: .000 MI	*Non-SIS*	
Type of Work: STORMWATER AND DRAINAGE					Lead Agency: Riviera Beach		
Lanes (Existing/Improve/Addl): 2/ 2/ 0					LRTP#: CH4-P1		
CST	LF	0	0	787,500	0	0	787,500
Total		0	0	787,500	0	0	787,500
Prior Years Cost			Future Years Cost		Total Project Cost		787,500
ROAD MAINTENANCE & STREETSCAPE - Proj# PBC-MNT					Length: .000 MI	*Non-SIS*	
Type of Work: ROUTINE MAINTENANCE					Lead Agency: PBC		
					LRTP#: CH4-P1		
MNT	GT	4,764,000	4,764,000	4,764,000	4,764,000	4,764,000	23,820,000
Total		4,764,000	4,764,000	4,764,000	4,764,000	4,764,000	23,820,000
Prior Years Cost			Future Years Cost		Total Project Cost		23,820,000
Reserve-Bridges AT Countywide - Proj# PBC-BRG					Length: .000 MI	*Non-SIS*	
Type of Work: BRIDGE-REPAIR/REHABILITATION					Lead Agency: PBC		
New Project?: Yes					LRTP#: APP-B3		
Notes: Rehab./Repair/Replacement							
CST	GT	2,990,000	2,210,000	3,800,000	500,000	0	9,500,000
Total		2,990,000	2,210,000	3,800,000	500,000	0	9,500,000
Prior Years Cost		3,880,000	Future Years Cost		Total Project Cost		13,380,000

Phase	Fund Source	2015	2016	2017	2018	2019	Total
SOUTHERN BLVD/SR-80 AT BRIDGES 930097 & 930098 - Proj# 4190131					Length: 0.590 MI	*Non-SIS*	*RSP*
Type of Work: BRIDGE REPLACEMENT					Lead Agency: FDOT		
Lanes (Existing/Improve/Addl): 2/ 2/ 0					L RTP#: APP-B3		
Notes: INCLUDES RELIEF BRIDGE OVER LAKE WORTH TIDE RELIEF 3202=SOIL & GW TESTING FOR R/W ACQUISTION 3203=ASBESTOS & LEAD PAINT TESTING ON BRIDGES							
RRU	DDR	662,500	0	0	0	0	662,500
MSC	DDR	200,000	0	0	0	0	200,000
ROW	BNBR	84,853	0	0	0	0	84,853
RRU	ACSB	837,500	0	0	0	0	837,500
CST	SU	0	261,594	0	0	0	261,594
CST	ACSB	0	30,791,345	0	0	0	30,791,345
CST	BRP	0	5,061,094	0	0	0	5,061,094
CST	SA	0	424,000	0	0	0	424,000
CST	BNBR	0	21,989,778	0	0	0	21,989,778
Total		1,784,853	58,527,811	0	0	0	60,312,664
Prior Years Cost		11,075,330	Future Years Cost		Total Project Cost		71,387,994
SPANISH RIVER BLVD/SR-800 AT OVER ICWW - Proj# 4321541					Length: .092 MI	*Non-SIS*	
Type of Work: BRIDGE REHABILITATION					Lead Agency: FDOT		
Lanes (Existing/Improve/Addl): 4/ 0/ 0					L RTP#: APP-B3		
Notes: BRIDGE #930154, #930226 REPLACE SPAN LOCKS, SPALL REPAIR, OVERCOAT STRUCTURAL STEEL, AND APPLY CLASS 5 FINISH TO CONCRETE SURFACES. CHANGE TRANSPORTATION SYSTEM 05 TO 03 2013-07-23 CHANGE TRANSPORTATION SYSTEM 03 TO 05 2013-09-17							
PE	DIH	10,000	0	0	0	0	10,000
PE	BRRP	150,000	0	0	0	0	150,000
CST	DIH	0	0	5,455	0	0	5,455
CST	BRRP	0	0	2,193,858	0	0	2,193,858
Total		160,000	0	2,199,313	0	0	2,359,313
Prior Years Cost			Future Years Cost		Total Project Cost		2,359,313
SR-7/US-441 FROM 2MI N OF CLINT MOORE TO WEST ATLANTIC AVE - Proj# 4323491					Length: 2.370 MI	*SIS*	
Type of Work: RESURFACING					Lead Agency: FDOT		
New Project?: Yes					L RTP#: CH4-P1		
Notes: CHANGE TRANSPORTATION SYSTEM 05 TO 03 2013-07-23 CHANGE TRANSPORTATION SYSTEM 03 TO 05 2013-09-17							
CST	DIH	0	0	10,910	0	0	10,910
CST	DDR	0	0	3,247,740	0	0	3,247,740
Total		0	0	3,258,650	0	0	3,258,650
Prior Years Cost		119,692	Future Years Cost		Total Project Cost		3,378,342

Phase	Fund Source	2015	2016	2017	2018	2019	Total
SR-704 ROYAL PARK BR# 930506 OVER THE ICWW, REHAB - Proj# 4321521					Length: .211 MI	*Non-SIS*	
Type of Work: BRIDGE - PAINTING					Lead Agency: FDOT		
Lanes (Existing/Improve/Addl): 4/ 0/ 0					L RTP#: APP-B3		
Notes: STRUCTURAL STEEL COATING REMOVAL AND REPLACEMENT							
PE	DIH	0	20,000	0	0	0	20,000
CST	DIH	0	0	0	5,610	0	5,610
CST	BRRP	0	0	0	808,014	0	808,014
Total		0	20,000	0	813,624	0	833,624
Prior Years Cost		Future Years Cost		Total Project Cost		833,624	
SR-710/BEELINE HWY. AT NORTHLAKE BLVD. - Proj# 4350961					Length: .355 MI	*SIS*	
Type of Work: LIGHTING					Lead Agency: FDOT		
New Project?: Yes					L RTP#: CH4-P1		
Lanes (Existing/Improve/Addl): 4/ 0/ 0					Notes: NPV=1352684 INSTALL 15 LIGHT POLES, 19 MAST ARMS & ADD 22 NEW LUMINAIRES TO PROVIDE ADDITIONAL LIGHTING AT AND AROUND THE INTERSECTION.		
PE	SA	5,000	0	0	0	0	5,000
PE	HSP	75,000	0	0	0	0	75,000
CST	SA	0	15,900	0	0	0	15,900
CST	HSP	0	373,999	0	0	0	373,999
Total		80,000	389,899	0	0	0	469,899
Prior Years Cost		Future Years Cost		Total Project Cost		469,899	
SR-80 FROM BRDG# 930354, & 930355 REMOVE & TO REPLACE LIFT OUT SPAN - Proj# 4305671					Length: 0.044 MI	*SIS*	
Type of Work: BRIDGE REHABILITATION					Lead Agency: FDOT		
Lanes (Existing/Improve/Addl): 4/ 0/ 0					L RTP#: APP-B3		
Notes: REMOVE AND REPLACE LIFTOUT SPAN AND REPLACE WITH CAST IN PLACE CONCRETE SLAB							
CST	DIH	72,100	0	0	0	0	72,100
CST	BRRP	1,119,638	0	0	0	0	1,119,638
Total		1,191,738	0	0	0	0	1,191,738
Prior Years Cost		134,867	Future Years Cost		Total Project Cost		1,326,605

Phase	Fund Source	2015	2016	2017	2018	2019	Total	
SR-802/LAKE WORTH RD FR SR-809/MILITARY TRAIL TO SR-807/CONGRESS AVE - Proj# 4345342					Length: .000 MI	*Non-SIS*		
Type of Work: LIGHTING					Lead Agency: FDOT			
New Project?: Yes					LRTP#: CH4-P1			
Notes: NPV=422591 INSTALL LUMINAIRES AND MAST ARMS ON THE SOUTH SIDE OF LAKE WORTH ROAD. D4-018 PROPOSED REF#. WAS COMBINED WITH 435098-1.								
RRU	HSP	0	100,436	0	0	0	100,436	
Total		0	100,436	0	0	0	100,436	
Prior Years Cost		Future Years Cost			Total Project Cost		100,436	
SR-802/LAKE WORTH RD FR SR-809/MILITARY TRAIL TO SR-807/CONGRESS AVE - Proj# 4345341					Length: 1.629 MI	*Non-SIS*		
Type of Work: LIGHTING					Lead Agency: FDOT			
New Project?: Yes					LRTP#: CH4-P1			
Lanes (Existing/Improve/Addl): 3/ 3/ 0								
Notes: CHANGE TRANSPORTATION SYSTEM 05 TO 03 2013-07-23 CHANGE TRANSPORTATION SYSTEM 03 TO 05 2013-09-17 NPV=422591 INSTALL LUMINAIRES AND MAST ARMS ON THE SOUTH SIDE OF LAKE WORTH ROAD. D4-018 PROPOSED REF#. WAS COMBINED WITH 435098-1.								
PE	DIH	5,000	0	0	0	0	5,000	
PE	HSP	75,000	0	0	0	0	75,000	
Total		80,000	0	0	0	0	80,000	
Prior Years Cost		Future Years Cost			Total Project Cost		80,000	
SR-809/MILITARY TRL FROM SHILOH DR TO SR-710/BEE LINE HWY - Proj# 4340071					Length: 1.700 MI	*Non-SIS*		
Type of Work: LIGHTING					Lead Agency: FDOT			
New Project?: Yes					LRTP#: CH4-P1			
Lanes (Existing/Improve/Addl): 6/ 0/ 0								
Description: NEW ROADWAY LIGHTING ON BOTH SIDES OF SR-809								
Notes: NEW ROADWAY LIGHTING ON BOTH SIDES OF SR-809								
CST	DIH	10,300	0	0	0	0	10,300	
CST	SU	1,225,060	0	0	0	0	1,225,060	
CST	DDR	266,321	0	0	0	0	266,321	
Total		1,501,681	0	0	0	0	1,501,681	
Prior Years Cost		224,398	Future Years Cost			Total Project Cost		1,726,079

Phase	Fund Source	2015	2016	2017	2018	2019	Total
SR-A1A FROM FLAGLER MEMORIAL BRIDGE TO BRIDGE#930157 - Proj# 4124892					Length: 0.886 MI	*Non-SIS*	
Type of Work: BRIDGE REPLACEMENT					Lead Agency: FDOT		
Lanes (Existing/Improve/Addl): 4/ 4/ 0					LRTP#: APP-B3		
Notes: BRIDGE REPLACEMENT & RELATED ROADWAY IMPROVEMENTS ASSUMPTION- 21 FT LOW LEVEL BASCULE, OPTIONAL DESIGN SERVICES FOR PD&E CONSULTANT							
ROW	BNBR	1,150,000	0	0	0	0	1,150,000
Total		1,150,000	0	0	0	0	1,150,000
Prior Years Cost		134,094,529	Future Years Cost		Total Project Cost		135,244,529
SRA-1-A/BLUE HERON BRDG 930269 OVER ICWW REPLACE FENDER SYSTEM - Proj# 4338881					Length: .374 MI	*Non-SIS*	
Type of Work: BRIDGE REHABILITATION					Lead Agency: FDOT		
New Project?: Yes					LRTP#: APP-B3		
Notes: CHANGE TRANSPORTATION SYSTEM 05 TO 03 2013-07-23 CHANGE TRANSPORTATION SYSTEM 03 TO 05 2013-09-17							
PE	DIH	0	0	5,000	0	0	5,000
PE	BRRP	0	0	130,000	0	0	130,000
CST	DIH	0	0	0	0	11,550	11,550
CST	BRRP	0	0	0	0	1,499,032	1,499,032
Total		0	0	135,000	0	1,510,582	1,645,582
Prior Years Cost			Future Years Cost		Total Project Cost		1,645,582
Shady Lakes Bv/117th Connector Road - Proj# PBG201402					Length: .000 MI	*Non-SIS*	
Type of Work: ROADWAY					Lead Agency: CITY OF PALM BEACH GARDENS		
					LRTP#: CH4-P1		
CST	IF	0	900,000	0	0	0	900,000
Total		0	900,000	0	0	0	900,000
Prior Years Cost			Future Years Cost		Total Project Cost		900,000
Singer Drive - Proj# RB201701					Length: .000 MI	*Non-SIS*	
Type of Work: STORMWATER AND DRAINAGE					Lead Agency: Riviera Beach		
Lanes (Existing/Improve/Addl): 2/ 2/ 0					LRTP#: CH4-P1		
CST	LF	0	0	1,172,550	0	0	1,172,550
Total		0	0	1,172,550	0	0	1,172,550
Prior Years Cost			Future Years Cost		Total Project Cost		1,172,550

Phase	Fund Source	2015	2016	2017	2018	2019	Total	
Sunset Lane - Proj# RB201712					Length: .000 MI	*Non-SIS*		
Type of Work: STORMWATER AND DRAINAGE					Lead Agency: Riviera Beach			
Lanes (Existing/Improve/Addl): 2/ 2/ 0					LRTP#: CH4-P1			
CST	LF	0	0	402,500	0	0	402,500	
Total		0	0	402,500	0	0	402,500	
Prior Years Cost		Future Years Cost			Total Project Cost		402,500	
US-1/SR-5 FROM BEACH RD/CR-707 TO COUNTY LINE - Proj# 4287181					Length: 1.301 MI	*Non-SIS*		
Type of Work: RESURFACING					Lead Agency: FDOT			
Lanes (Existing/Improve/Addl): 3/ 3/ 0					LRTP#: CH4-P1			
Notes: CHANGE TRANSPORTATION SYSTEM 05 TO 03 2013-07-23 CHANGE TRANSPORTATION SYSTEM 03 TO 05 2013-09-17								
CST	DS	0	0	0	164,161	0	164,161	
CST	SA	0	0	0	44,880	0	44,880	
CST	DDR	0	0	0	1,415,245	0	1,415,245	
Total		0	0	0	1,624,286	0	1,624,286	
Prior Years Cost		340,580	Future Years Cost			Total Project Cost		1,964,866
US-1/SR-5 QUADRILLE FROM CLEMATIS ST TO DIXIE HWY - Proj# 4323501					Length: .420 MI	*Non-SIS*		
Type of Work: RESURFACING					Lead Agency: FDOT			
Lanes (Existing/Improve/Addl): 2/ 2/ 0					LRTP#: CH4-P1			
Notes: CHANGE TRANSPORTATION SYSTEM 05 TO 03 2013-07-23 CHANGE TRANSPORTATION SYSTEM 03 TO 05 2013-09-17								
RRU	DDR	20,000	0	0	0	0	20,000	
CST	DIH	0	10,600	0	0	0	10,600	
CST	DDR	0	528,096	0	0	0	528,096	
Total		20,000	538,696	0	0	0	558,696	
Prior Years Cost		119,447	Future Years Cost			Total Project Cost		678,143
US-27/SR-25 FROM ASSET MANAGEMENT CONTRACT US-27 TO BELLE GLADE AREA - Proj# 4150036					Length: .000 MI	*Non-SIS*		
Type of Work: ROUTINE MAINTENANCE					Lead Agency: FDOT			
LRTP#: CH4-P1								
Notes: ASSET MANAGEMENT CONTRACT, US-27 & BELLE GLADE AREA								
MSC	D	0	0	0	1,800,000	1,800,000	3,600,000	
Total		0	0	0	1,800,000	1,800,000	3,600,000	
Prior Years Cost		Future Years Cost			Total Project Cost		3,600,000	

Phase	Fund Source	2015	2016	2017	2018	2019	Total
US-27/SR-25 ASSET FROM MANAGEMENT CONTRACT TO US-27 & BELLE GLADE AREA - Proj# 4150035					Length: .000 MI	*Non-SIS*	
Type of Work: ROUTINE MAINTENANCE					Lead Agency: FDOT		
Notes: ASSET MANAGEMENT CONTRACT, US-27 & BELLE GLADE AREA					LRTP#: CH4-P1		
MSC	D	1,549,778	1,549,778	1,549,778	0	0	4,649,334
	Total	1,549,778	1,549,778	1,549,778	0	0	4,649,334
Prior Years Cost		6,862,561	Future Years Cost		Total Project Cost		11,511,895
W. 20th Street (Ave. G to Ave. H) - Proj# RB201944					Length: .000 MI	*Non-SIS*	
Type of Work: STORMWATER AND DRAINAGE					Lead Agency: Riviera Beach		
Lanes (Existing/Improve/Addl): 2/ 2/ 0					LRTP#: CH4-P1		
CST	LF	0	0	0	0	437,500	437,500
	Total	0	0	0	0	437,500	437,500
Prior Years Cost			Future Years Cost		Total Project Cost		437,500
West 10th Street (Avenue U to dead end) - Proj# RB201834					Length: .000 MI	*Non-SIS*	
Type of Work: STORMWATER AND DRAINAGE					Lead Agency: Riviera Beach		
Lanes (Existing/Improve/Addl): 2/ 2/ 0					LRTP#: CH4-P1		
CST	LF	0	0	0	603,750	0	603,750
	Total	0	0	0	603,750	0	603,750
Prior Years Cost			Future Years Cost		Total Project Cost		603,750
West 11th Street (Avenue U to Avenue R) - Proj# RB201835					Length: .000 MI	*Non-SIS*	
Type of Work: STORMWATER AND DRAINAGE					Lead Agency: Riviera Beach		
Lanes (Existing/Improve/Addl): 2/ 2/ 0					LRTP#: CH4-P1		
CST	LF	0	0	0	542,850	0	542,850
	Total	0	0	0	542,850	0	542,850
Prior Years Cost			Future Years Cost		Total Project Cost		542,850
West 12th Court (Avenue T to W. 12th Street) - Proj# RB201837					Length: .000 MI	*Non-SIS*	
Type of Work: STORMWATER AND DRAINAGE					Lead Agency: Riviera Beach		
Lanes (Existing/Improve/Addl): 2/ 2/ 0					LRTP#: CH4-P1		
CST	LF	0	0	0	476,000	0	476,000
	Total	0	0	0	476,000	0	476,000
Prior Years Cost			Future Years Cost		Total Project Cost		476,000

Phase	Fund Source	2015	2016	2017	2018	2019	Total
West 12th Street (Avenue T to Avenue R) - Proj# RB201836					Length: .000 MI	*Non-SIS*	
Type of Work: STORMWATER AND DRAINAGE					Lead Agency: Riviera Beach		
Lanes (Existing/Improve/Addl): 2/ 2/ 0					LRTP#: CH4-P1		
CST	LF	0	0	0	481,250	0	481,250
	Total	0	0	0	481,250	0	481,250
Prior Years Cost		Future Years Cost			Total Project Cost		481,250
West 14th Street (Avenue T to Avenue R) - Proj# RB201838					Length: .000 MI	*Non-SIS*	
Type of Work: STORMWATER AND DRAINAGE					Lead Agency: Riviera Beach		
Lanes (Existing/Improve/Addl): 2/ 2/ 0					LRTP#: CH4-P1		
CST	LF	0	0	0	463,750	0	463,750
	Total	0	0	0	463,750	0	463,750
Prior Years Cost		Future Years Cost			Total Project Cost		463,750
West 1st Street (Australian Ave. to Avenue O) - Proj# RB201830					Length: .000 MI	*Non-SIS*	
Type of Work: STORMWATER AND DRAINAGE					Lead Agency: Riviera Beach		
Lanes (Existing/Improve/Addl): 2/ 2/ 0					LRTP#: CH4-P1		
CST	LF	0	0	0	502,250	0	502,250
	Total	0	0	0	502,250	0	502,250
Prior Years Cost		Future Years Cost			Total Project Cost		502,250
West 21st Street (Ave. H East to Avenue G) - Proj# RB201942					Length: .000 MI	*Non-SIS*	
Type of Work: STORMWATER AND DRAINAGE					Lead Agency: Riviera Beach		
Lanes (Existing/Improve/Addl): 2/ 2/ 0					LRTP#: CH4-P1		
CST	LF	0	0	0	0	437,500	437,500
	Total	0	0	0	0	437,500	437,500
Prior Years Cost		Future Years Cost			Total Project Cost		437,500
West 23rd Street (Ave. O to Ave. M) - Proj# RB201626					Length: .000 MI	*Non-SIS*	
Type of Work: STORMWATER AND DRAINAGE					Lead Agency: Riviera Beach		
Lanes (Existing/Improve/Addl): 2/ 2/ 0					LRTP#: CH4-P1		
CST	LF	0	420,000	0	0	0	420,000
	Total	0	420,000	0	0	0	420,000
Prior Years Cost		Future Years Cost			Total Project Cost		420,000

Phase	Fund Source	2015	2016	2017	2018	2019	Total
West 23rd Street (W. of Avenue S) - Proj# RB201951					Length: .000 MI	*Non-SIS*	
Type of Work: STORMWATER AND DRAINAGE					Lead Agency: Riviera Beach		
Lanes (Existing/Improve/Addl): 2/ 2/ 0					LRTP#: CH4-P1		
CST	LF	0	0	0	0	305,000	305,000
Total		0	0	0	0	305,000	305,000
Prior Years Cost		Future Years Cost			Total Project Cost		305,000
West 24th Street (Ave. Q to Ave. M) - Proj# RB201625					Length: .000 MI	*Non-SIS*	
Type of Work: STORMWATER AND DRAINAGE					Lead Agency: Riviera Beach		
Lanes (Existing/Improve/Addl): 2/ 2/ 0					LRTP#: CH4-P1		
CST	LF	0	1,093,750	0	0	0	1,093,750
Total		0	1,093,750	0	0	0	1,093,750
Prior Years Cost		Future Years Cost			Total Project Cost		1,093,750
West 24th Street, North 24th Court and South 24th Court (Between Ave. R and Ave. S) - Proj# RB201952					Length: .000 MI	*Non-SIS*	
Type of Work: STORMWATER AND DRAINAGE					Lead Agency: Riviera Beach		
Lanes (Existing/Improve/Addl): 2/ 2/ 0					LRTP#: CH4-P1		
CST	LF	0	0	0	0	825,000	825,000
Total		0	0	0	0	825,000	825,000
Prior Years Cost		Future Years Cost			Total Project Cost		825,000
West 25th Street (Ave. Q to Ave. M) - Proj# RB201624					Length: .000 MI	*Non-SIS*	
Type of Work: STORMWATER AND DRAINAGE					Lead Agency: Riviera Beach		
Lanes (Existing/Improve/Addl): 2/ 2/ 0					LRTP#: CH4-P1		
CST	LF	0	1,093,750	0	0	0	1,093,750
Total		0	1,093,750	0	0	0	1,093,750
Prior Years Cost		Future Years Cost			Total Project Cost		1,093,750
West 26th Court (Ave. R to Ave. M) - Proj# RB201622					Length: .000 MI	*Non-SIS*	
Type of Work: STORMWATER AND DRAINAGE					Lead Agency: Riviera Beach		
Lanes (Existing/Improve/Addl): 2/ 2/ 0					LRTP#: CH4-P1		
CST	LF	0	1,400,000	0	0	0	1,400,000
Total		0	1,400,000	0	0	0	1,400,000
Prior Years Cost		Future Years Cost			Total Project Cost		1,400,000

Phase	Fund Source	2015	2016	2017	2018	2019	Total
West 26th Street (Ave. Q to Ave. M) - Proj# RB201623					Length: .000 MI	*Non-SIS*	
Type of Work: STORMWATER AND DRAINAGE					Lead Agency: Riviera Beach		
Lanes (Existing/Improve/Addl): 2/ 2/ 0					LRTP#: CH4-P1		
CST	LF	0	1,093,750	0	0	0	1,093,750
Total		0	1,093,750	0	0	0	1,093,750
Prior Years Cost			Future Years Cost		Total Project Cost		1,093,750
West 2nd Street (Australian Ave. to Avenue O) - Proj# RB201829					Length: .000 MI	*Non-SIS*	
Type of Work: STORMWATER AND DRAINAGE					Lead Agency: Riviera Beach		
Lanes (Existing/Improve/Addl): 2/ 2/ 0					LRTP#: CH4-P1		
CST	LF	0	0	0	502,250	0	502,250
Total		0	0	0	502,250	0	502,250
Prior Years Cost			Future Years Cost		Total Project Cost		502,250
West 31st Street (Ave. S to Ave. T) - Proj# RB201620					Length: .000 MI	*Non-SIS*	
Type of Work: STORMWATER AND DRAINAGE					Lead Agency: Riviera Beach		
Lanes (Existing/Improve/Addl): 2/ 2/ 0					LRTP#: CH4-P1		
CST	LF	0	306,250	0	0	0	306,250
Total		0	306,250	0	0	0	306,250
Prior Years Cost			Future Years Cost		Total Project Cost		306,250
West 32nd Street (Ave. S to Ave. T) - Proj# RB201619					Length: .000 MI	*Non-SIS*	
Type of Work: STORMWATER AND DRAINAGE					Lead Agency: Riviera Beach		
Lanes (Existing/Improve/Addl): 2/ 2/ 0					LRTP#: CH4-P1		
CST	LF	0	306,250	0	0	0	306,250
Total		0	306,250	0	0	0	306,250
Prior Years Cost			Future Years Cost		Total Project Cost		306,250
West 33rd Street (Ave. H East to W. 34th Street) - Proj# RB201953					Length: .000 MI	*Non-SIS*	
Type of Work: STORMWATER AND DRAINAGE					Lead Agency: Riviera Beach		
Lanes (Existing/Improve/Addl): 2/ 2/ 0					LRTP#: CH4-P1		
CST	LF	0	0	0	0	437,000	437,000
Total		0	0	0	0	437,000	437,000
Prior Years Cost			Future Years Cost		Total Project Cost		437,000

Phase	Fund Source	2015	2016	2017	2018	2019	Total
West 33rd Street (Ave. S to Ave. T) - Proj# RB201618					Length: .000 MI	*Non-SIS*	
Type of Work: STORMWATER AND DRAINAGE					Lead Agency: Riviera Beach		
Lanes (Existing/Improve/Addl): 2/ 2/ 0					LRTP#: CH4-P1		
CST	LF	0	306,250	0	0	0	306,250
	Total	0	306,250	0	0	0	306,250
Prior Years Cost		Future Years Cost		Total Project Cost		306,250	
West 34th Street (Ave. H West to Ave. F) - Proj# RB201948					Length: .000 MI	*Non-SIS*	
Type of Work: STORMWATER AND DRAINAGE					Lead Agency: Riviera Beach		
Lanes (Existing/Improve/Addl): 2/ 2/ 0					LRTP#: CH4-P1		
CST	LF	0	0	0	0	840,000	840,000
	Total	0	0	0	0	840,000	840,000
Prior Years Cost		Future Years Cost		Total Project Cost		840,000	
West 34th Street (Ave. S to Ave. T) - Proj# RB201617					Length: .000 MI	*Non-SIS*	
Type of Work: STORMWATER AND DRAINAGE					Lead Agency: Riviera Beach		
Lanes (Existing/Improve/Addl): 2/ 2/ 0					LRTP#: CH4-P1		
CST	LF	0	306,250	0	0	0	306,250
	Total	0	306,250	0	0	0	306,250
Prior Years Cost		Future Years Cost		Total Project Cost		306,250	
West 35th Street (Ave. S to Ave. T) - Proj# RB201616					Length: .000 MI	*Non-SIS*	
Type of Work: STORMWATER AND DRAINAGE					Lead Agency: Riviera Beach		
Lanes (Existing/Improve/Addl): 2/ 2/ 0					LRTP#: CH4-P1		
CST	LF	0	306,250	0	0	0	306,250
	Total	0	306,250	0	0	0	306,250
Prior Years Cost		Future Years Cost		Total Project Cost		306,250	
West 35th Street (W. 34th Street to W. 34th Street) - Proj# RB201954					Length: .000 MI	*Non-SIS*	
Type of Work: STORMWATER AND DRAINAGE					Lead Agency: Riviera Beach		
Lanes (Existing/Improve/Addl): 2/ 2/ 0					LRTP#: CH4-P1		
CST	LF	0	0	0	0	430,000	430,000
	Total	0	0	0	0	430,000	430,000
Prior Years Cost		Future Years Cost		Total Project Cost		430,000	

Phase	Fund Source	2015	2016	2017	2018	2019	Total
West 36th Street (Ave. S to Ave. T) - Proj# RB201615					Length: .000 MI	*Non-SIS*	
Type of Work: STORMWATER AND DRAINAGE					Lead Agency: Riviera Beach		
		Lanes (Existing/Improve/Addl): 2/ 2/ 0			L RTP#: CH4-P1		
CST	LF	0	306,250	0	0	0	306,250
	Total	0	306,250	0	0	0	306,250
Prior Years Cost		Future Years Cost			Total Project Cost		306,250
West 37th Street (Ave. S to Ave. T) - Proj# RB201614					Length: .000 MI	*Non-SIS*	
Type of Work: STORMWATER AND DRAINAGE					Lead Agency: Riviera Beach		
		Lanes (Existing/Improve/Addl): 2/ 2/ 0			L RTP#: CH4-P1		
CST	LF	0	306,250	0	0	0	306,250
	Total	0	306,250	0	0	0	306,250
Prior Years Cost		Future Years Cost			Total Project Cost		306,250
West 3rd Street (Australian Ave. to Avenue O) - Proj# RB201828					Length: .000 MI	*Non-SIS*	
Type of Work: STORMWATER AND DRAINAGE					Lead Agency: Riviera Beach		
		Lanes (Existing/Improve/Addl): 2/ 2/ 0			L RTP#: CH4-P1		
CST	LF	0	0	0	481,250	0	481,250
	Total	0	0	0	481,250	0	481,250
Prior Years Cost		Future Years Cost			Total Project Cost		481,250
West 4th Street (Australian Ave. to Avenue J) - Proj# RB201832					Length: .000 MI	*Non-SIS*	
Type of Work: STORMWATER AND DRAINAGE					Lead Agency: Riviera Beach		
		Lanes (Existing/Improve/Addl): 2/ 2/ 0			L RTP#: CH4-P1		
CST	LF	0	0	0	665,000	0	665,000
	Total	0	0	0	665,000	0	665,000
Prior Years Cost		Future Years Cost			Total Project Cost		665,000
West 9th Street (Avenue U to dead end) - Proj# RB201833					Length: .000 MI	*Non-SIS*	
Type of Work: STORMWATER AND DRAINAGE					Lead Agency: Riviera Beach		
		Lanes (Existing/Improve/Addl): 2/ 2/ 0			L RTP#: CH4-P1		
CST	LF	0	0	0	603,750	0	603,750
	Total	0	0	0	603,750	0	603,750
Prior Years Cost		Future Years Cost			Total Project Cost		603,750

Section 6 - Aviation

Phase	Fund Source	2015	2016	2017	2018	2019	Total
BELLE GLADE AIRPORT AT ENVIRONMENTAL MITIGATION - Proj# 4310211					Length: .000 MI	*Non-SIS*	
Type of Work: AVIATION PRESERVATION PROJECT					Lead Agency: BELLE GLADE AIRPORT		
Notes: CHANGE CONTRACT CLASS 4 TO 2 2011-11-08					LRTP#: CH6T10		
MSC	DDR	0	0	200,000	0	0	200,000
	Total	0	0	200,000	0	0	200,000
Prior Years Cost		Future Years Cost			Total Project Cost		200,000
BELLE GLADE AIRPORT DESIGN OF RUNWAY 9/27 - Proj# 4351511					Length: .000 MI	*Non-SIS*	
Type of Work: AVIATION PRESERVATION PROJECT					Lead Agency: Responsible Agency Not Available		
New Project?: Yes					LRTP#: CH6-P10		
Notes: CHANGE CONTRACT CLASS 4 TO 2 2011-11-08							
MSC	DPTO	200,000	0	0	0	0	200,000
	Total	200,000	0	0	0	0	200,000
Prior Years Cost		Future Years Cost			Total Project Cost		200,000
BELLE GLADE AIRPORT OBSTRUCTION RELOCATION/ REMOVAL - Proj# 4354601					Length: .000 MI	*Non-SIS*	
Type of Work: AVIATION SAFETY PROJECT					Lead Agency: Responsible Agency Not Available		
New Project?: Yes					LRTP#: CH6-P10		
MSC	DPTO	0	0	400,000	0	0	400,000
	Total	0	0	400,000	0	0	400,000
Prior Years Cost		Future Years Cost			Total Project Cost		400,000
BELLE GLADE STATE FROM MUNICIAL AIRPORT TO REHAB RUNWAY 9/27 - Proj# 4297311					Length: .000 MI	*Non-SIS*	
Type of Work: AVIATION PRESERVATION PROJECT					Lead Agency: FDOT		
Notes: CHANGE CONTRACT CLASS 4 TO 2 2011-11-08					LRTP#: CH6T10		
MSC	DPTO	1,070,000	500,000	0	0	0	1,570,000
	Total	1,070,000	500,000	0	0	0	1,570,000
Prior Years Cost		Future Years Cost			Total Project Cost		1,570,000

Phase	Fund Source	2015	2016	2017	2018	2019	Total
BELLE GLADE STATE MUNICIPAL AIRPORT A/P MAINTENANCE FACILITY - Proj# 4346211					Length: .000 MI	*Non-SIS*	
Type of Work: AVIATION REVENUE/OPERATIONAL					Lead Agency: Responsible Agency Not Available		
New Project?: Yes					LRTP#: CH6-P10		
MSC	DPTO	0	0	0	200,000	0	200,000
	Total	0	0	0	200,000	0	200,000
Prior Years Cost		Future Years Cost			Total Project Cost		200,000
BELLE GLADE STATE MUNICIPAL AIRPORT RUNWAY IMPROVEMENTS - Proj# 4346381					Length: .000 MI	*Non-SIS*	
Type of Work: AVIATION CAPACITY PROJECT					Lead Agency: Responsible Agency Not Available		
New Project?: Yes					LRTP#: CH6-P10		
MSC	DPTO	0	0	0	0	600,000	600,000
	Total	0	0	0	0	600,000	600,000
Prior Years Cost		Future Years Cost			Total Project Cost		600,000
BOCA AIRPORT FROM TAXIWAYS P4 C & F TO WIDENING - Proj# 4312141					Length: .000 MI	*Non-SIS*	
Type of Work: AVIATION PRESERVATION PROJECT					Lead Agency: BOCA AIRPORT		
Notes: CHANGE CONTRACT CLASS 4 TO 2 2011-11-08					LRTP#: CH6T10		
MSC	LF	0	97,842	0	0	0	97,842
MSC	FAA	0	184,500	0	0	0	184,500
MSC	DPTO	0	391,369	0	0	0	391,369
	Total	0	673,711	0	0	0	673,711
Prior Years Cost		Future Years Cost			Total Project Cost		673,711
BOCA AIRPORT BULDING 3700 ASSESSMENT - Proj# 4331601					Length: .000 MI	*Non-SIS*	
Type of Work: AVIATION PRESERVATION PROJECT					Lead Agency: BOCA AIRPORT		
					LRTP#: CH6T10		
MSC	LF	0	0	40,000	0	0	40,000
MSC	DPTO	0	0	160,000	0	0	160,000
	Total	0	0	200,000	0	0	200,000
Prior Years Cost		Future Years Cost			Total Project Cost		200,000

Phase	Fund Source	2015	2016	2017	2018	2019	Total
BOCA AIRPORT TOWER REPAIR & ELEC.VAULT DESIGN & CONSTRUCTION - Proj# 4331481					Length: .000 MI	*Non-SIS*	
Type of Work: AVIATION PRESERVATION PROJECT					Lead Agency: BOCA AIRPORT		
Notes: TOWER REPAIR AND AIRFIELD ELECTRICAL VAULT DESIGN AND CONSRUCTION					LRTP#: CH6T10		
MSC	LF	0	0	70,000	0	0	70,000
MSC	DPTO	0	0	280,000	0	0	280,000
Total		0	0	350,000	0	0	350,000
Prior Years Cost		Future Years Cost		Total Project Cost		350,000	
BOCA RATON AIRPORT FROM SECURITY ENHANCEMENTS TO PHASE 4 - Proj# 4297101					Length: .000 MI	*Non-SIS*	
Type of Work: AVIATION SECURITY PROJECT					Lead Agency: FDOT		
Notes: CHANGE CONTRACT CLASS 4 TO 2 2011-11-08					LRTP#: CH6T10		
MSC	LF	0	0	0	0	300,000	300,000
MSC	DDR	0	0	0	0	1,200,000	1,200,000
Total		0	0	0	0	1,500,000	1,500,000
Prior Years Cost		Future Years Cost		Total Project Cost		1,500,000	
BOCA RATON AIRPORT CONSTRUCT BUILDING - Proj# 4339451					Length: .000 MI	*Non-SIS*	
Type of Work: AVIATION REVENUE/OPERATIONAL					Lead Agency: Responsible Agency Not Available		
New Project?: Yes					LRTP#: CH6-P10		
MSC	LF	300,000	0	0	0	0	300,000
MSC	DPTO	1,200,000	0	0	0	0	1,200,000
Total		1,500,000	0	0	0	0	1,500,000
Prior Years Cost		225,000	Future Years Cost		Total Project Cost		1,725,000
BOCA RATON AIRPORT EXPAND A/P ROAD & UTILITY CORRIDOR - Proj# 4239572					Length: .000 MI	*Non-SIS*	
Type of Work: AVIATION CAPACITY PROJECT					Lead Agency: Responsible Agency Not Available		
New Project?: Yes					LRTP#: CH6-P10		
Notes: EXPAND AIRPORT ROAD AND UTILITY CORRIDOR							
MSC	LF	0	0	0	300,000	0	300,000
MSC	DPTO	0	0	0	1,200,000	0	1,200,000
Total		0	0	0	1,500,000	0	1,500,000
Prior Years Cost		Future Years Cost		Total Project Cost		1,500,000	

Phase	Fund Source	2015	2016	2017	2018	2019	Total
BOCA RATON AIRPORT NEW AIRFIELD REJUVENATOR - Proj# 4334771					Length: .000 MI	*Non-SIS*	
Type of Work: AVIATION PRESERVATION PROJECT					Lead Agency: BOCA AIRPORT		
					LRTP#: CH6T10		
MSC	LF	0	170,000	0	0	0	170,000
MSC	DDR	0	680,000	0	0	0	680,000
Total		0	850,000	0	0	0	850,000
Prior Years Cost		Future Years Cost		Total Project Cost		850,000	
BOCA RATON AIRPORT RUNWAY 5-23, GUARD LIGHTS - Proj# 4346091					Length: .000 MI	*Non-SIS*	
Type of Work: AVIATION PRESERVATION PROJECT					Lead Agency: Responsible Agency Not Available		
New Project?: Yes					LRTP#: CH6-P10		
MSC	LF	0	0	8,333	0	0	8,333
MSC	DDR	0	0	8,333	0	0	8,333
MSC	FAA	0	0	150,000	0	0	150,000
Total		0	0	166,666	0	0	166,666
Prior Years Cost		Future Years Cost		Total Project Cost		166,666	
GOLFVIEW COMMERCIAL PROPERTY ACQUISITION - Proj# 4346121					Length: .000 MI	*Non-SIS*	
Type of Work: AVIATION SAFETY PROJECT					Lead Agency: Responsible Agency Not Available		
New Project?: Yes					LRTP#: CH6-P10		
Notes: RELATED TO PALM BEACH INTERNATIONAL AIRPORT							
MSC	LF	0	0	0	4,704,879	0	4,704,879
MSC	FAA	0	0	0	4,704,879	0	4,704,879
MSC	DPTO	0	0	0	4,704,879	0	4,704,879
Total		0	0	0	14,114,637	0	14,114,637
Prior Years Cost		Future Years Cost		Total Project Cost		14,114,637	
N. PB COUNTY AIRPORT CONSTRUCT ADDITIONAL TIE-DOWN/TRANSIENT APRON - Proj# 4331431					Length: .000 MI	*Non-SIS*	
Type of Work: AVIATION CAPACITY PROJECT					Lead Agency: NPB AIRPORT		
					LRTP#: CH6T10		
MSC	LF	0	0	300,000	1,620,000	0	1,920,000
MSC	FAA	0	0	150,000	0	0	150,000
MSC	DPTO	0	0	300,000	770,001	0	1,070,001
MSC	DDR	0	0	0	849,999	0	849,999
Total		0	0	750,000	3,240,000	0	3,990,000
Prior Years Cost		Future Years Cost		Total Project Cost		3,990,000	

Phase	Fund Source	2015	2016	2017	2018	2019	Total
NORTH PALM BEACH CO GENERAL AVIATION A/P CONSTRUCR HANGARS - Proj# 4346301					Length: .000 MI	*Non-SIS*	
Type of Work: AVIATION REVENUE/OPERATIONAL					Lead Agency: Responsible Agency Not Available		
New Project?: Yes					L RTP#: CH6-P10		
MSC	LF	0	0	0	0	300,000	300,000
MSC	DPTO	0	0	0	0	1,200,000	1,200,000
Total		0	0	0	0	1,500,000	1,500,000
Prior Years Cost		Future Years Cost		Total Project Cost		1,500,000	
NORTH PALM BEACH CO. FROM GENERAL AVIATION AIRPORT TO HANGARS & INFRASTRUCTURE - Proj# 4278701					Length: .000 MI	*Non-SIS*	
Type of Work: AVIATION REVENUE/OPERATIONAL					Lead Agency: FDOT		
Notes: CONSTRUCT HANGARS AND INFRASTRUCTURE					L RTP#: CH6T10		
MSC	LF	400,000	0	0	0	0	400,000
MSC	DPTO	1,600,000	0	0	0	0	1,600,000
Total		2,000,000	0	0	0	0	2,000,000
Prior Years Cost		Future Years Cost		Total Project Cost		2,000,000	
NORTH PALM BEACH CO. AT GENERAL AVIATION AIRPORT - Proj# 4297331					Length: .000 MI	*Non-SIS*	
Type of Work: AVIATION PRESERVATION PROJECT					Lead Agency: NPB AIRPORT		
Notes: CHANGE CONTRACT CLASS 4 TO 2 2011-11-08					L RTP#: CH6T10		
MSC	LF	0	0	1,072,188	0	0	1,072,188
MSC	DDR	0	0	1,072,188	0	0	1,072,188
MSC	FAA	0	0	300,000	0	0	300,000
Total		0	0	2,444,376	0	0	2,444,376
Prior Years Cost		Future Years Cost		Total Project Cost		2,444,376	
PALM BEACH FROM INTERNATIONAL AIRPORT TO CONSTRUCT APRON GOLFVIEW - Proj# 4181781					Length: .000 MI	*SIS*	
Type of Work: AVIATION CAPACITY PROJECT					Lead Agency: PBIA AIRPORT		
Notes: CONSTRUCT APRON GOLFVIEW \$750K DPTO DELETED AND \$750K LF DROPPED DUE TO JUNE 2009 LEGISLATIVE IMPACTS					L RTP#: CH6T10		
MSC	DS	1,325,276	0	0	0	0	1,325,276
Total		1,325,276	0	0	0	0	1,325,276
Prior Years Cost		4,500,000	Future Years Cost		Total Project Cost		5,825,276

Phase	Fund Source	2015	2016	2017	2018	2019	Total
PALM BEACH AT INTERNATIONAL AIRPORT - Proj# 4309931					Length: .000 MI	*SIS*	
Type of Work: AVIATION PRESERVATION PROJECT					Lead Agency: PBIA AIRPORT		
Notes: TAXIWAY C DRAINAGE					L RTP#: CH6T10		
MSC	LF	0	1,367,450	0	0	0	1,367,450
MSC	DDR	0	1,300,000	0	0	0	1,300,000
MSC	DPTO	0	67,450	0	0	0	67,450
Total		0	2,734,900	0	0	0	2,734,900
<i>Prior Years Cost</i>			<i>Future Years Cost</i>		<i>Total Project Cost</i>		2,734,900
PALM BEACH AIRPORT AT PARKING REVENUE CENTER - Proj# 4310301					Length: .000 MI	*SIS*	
Type of Work: AVIATION REVENUE/OPERATIONAL					Lead Agency: PBIA AIRPORT		
Notes: CHANGE CONTRACT CLASS 4 TO 2 2011-11-08					L RTP#: CH6T10		
MSC	LF	0	0	1,304,773	0	0	1,304,773
MSC	DDR	0	0	960,742	0	0	960,742
MSC	DPTO	0	0	344,031	0	0	344,031
Total		0	0	2,609,546	0	0	2,609,546
<i>Prior Years Cost</i>			<i>Future Years Cost</i>		<i>Total Project Cost</i>		2,609,546
PALM BEACH AIRPORT FROM UPGRADE ACCESS ROADWAY TO SIGNAGE & LANDSCAPING - Proj# 4309921					Length: .000 MI	*SIS*	
Type of Work: AVIATION PRESERVATION PROJECT					Lead Agency: PBIA AIRPORT		
Notes: CHANGE CONTRACT CLASS 4 TO 2 2011-11-08					L RTP#: CH6T10		
MSC	LF	0	868,219	0	0	0	868,219
MSC	DPTO	0	868,219	0	0	0	868,219
Total		0	1,736,438	0	0	0	1,736,438
<i>Prior Years Cost</i>			<i>Future Years Cost</i>		<i>Total Project Cost</i>		1,736,438

Phase	Fund Source	2015	2016	2017	2018	2019	Total
PALM BEACH AIRPORT FROM SECURITY IMPROVEMENTS PH2 TO PERIMETER FIBER LOOP - Proj# 4310711					Length: .000 MI	*SIS*	
Type of Work: AVIATION SECURITY PROJECT					Lead Agency: PBIA AIRPORT		
					LRTP#: CH6T10		
Notes: SECURITY IMPROVEMENTS, PHASE 2, PERIMETER FIBER LOOP							
MSC	LF	1,302,328	0	0	0	0	1,302,328
MSC	DPTO	1,302,328	0	0	0	0	1,302,328
Total		2,604,656	0	0	0	0	2,604,656
Prior Years Cost		Future Years Cost		Total Project Cost		2,604,656	
PALM BEACH COUNTY FROM PARK AIRPORT APRON TO PAVEMENT REHABILITATION - Proj# 4297301					Length: .000 MI	*Non-SIS*	
Type of Work: AVIATION PRESERVATION PROJECT					Lead Agency: FDOT		
					LRTP#: CH6T10		
Notes: CHANGE CONTRACT CLASS 4 TO 2 2011-11-08							
MSC	LF	0	200,000	0	0	0	200,000
MSC	DPTO	0	800,000	0	0	0	800,000
Total		0	1,000,000	0	0	0	1,000,000
Prior Years Cost		Future Years Cost		Total Project Cost		1,000,000	
PALM BEACH COUNTY FROM GLADES AIRPORT TO EXPAND PARKING APRON - Proj# 4297321					Length: .000 MI	*Non-SIS*	
Type of Work: AVIATION CAPACITY PROJECT					Lead Agency: FDOT		
					LRTP#: CH6T10		
Notes: CHANGE CONTRACT CLASS 4 TO 2 2011-11-08							
MSC	LF	0	237,500	62,500	0	0	300,000
MSC	DPTO	0	890,000	250,000	0	0	1,140,000
MSC	DS	0	60,000	0	0	0	60,000
Total		0	1,187,500	312,500	0	0	1,500,000
Prior Years Cost		Future Years Cost		Total Project Cost		1,500,000	

Phase	Fund Source	2015	2016	2017	2018	2019	Total
PALM BEACH COUNTY FROM GLADES AIRPORT TO FUEL FARM IMPROVEMENTS - Proj# 4278921					Length: .000 MI	*Non-SIS*	
Type of Work: AVIATION REVENUE/OPERATIONAL					Lead Agency: FDOT		
Notes: CHANGE CONTRACT CLASS 4 TO 2 2011-11-08					LRTP#: CH6T10		
MSC	LF	200,000	0	0	0	0	200,000
MSC	DPTO	800,000	0	0	0	0	800,000
Total		1,000,000	0	0	0	0	1,000,000
Prior Years Cost		Future Years Cost		Total Project Cost		1,000,000	
PALM BEACH COUNTY GLADES AIRPORT HANGERS & INFRASTRUCTURE - Proj# 4346161					Length: .000 MI	*Non-SIS*	
Type of Work: AVIATION REVENUE/OPERATIONAL					Lead Agency: Responsible Agency Not Available		
New Project?: Yes					LRTP#: CH6-P10		
MSC	LF	0	0	0	125,000	275,000	400,000
MSC	DPTO	0	0	0	500,000	1,100,000	1,600,000
Total		0	0	0	625,000	1,375,000	2,000,000
Prior Years Cost		Future Years Cost		Total Project Cost		2,000,000	
PALM BEACH COUNTY INTERNATIONAL AIRPORT - Proj# 4166821					Length: .000 mi MI	*SIS*	*RSP*
Type of Work: AVIATION SAFETY PROJECT					Lead Agency: PBIA AIRPORT		
Notes: ENGINEERING & DESIGN OF AN AIR TRAFFIC CONTROL TOWER EARMARK FROM FY 2004 OMNIBUS APPROPRIATION ACT FY08 EARMARK FAA=7,590,000 2%					LRTP#: CH6P10		
CAP	FAA	0	9,038,200	0	0	0	9,038,200
Total		0	9,038,200	0	0	0	9,038,200
Prior Years Cost		Future Years Cost		Total Project Cost		9,038,200	
PALM BEACH COUNTY PARK AIRPORT CONSTRUCT HANGERS - Proj# 4346001					Length: .000 MI	*Non-SIS*	
Type of Work: AVIATION REVENUE/OPERATIONAL					Lead Agency: Responsible Agency Not Available		
New Project?: Yes					LRTP#: CH6-P10		
MSC	LF	600,000	0	0	0	0	600,000
MSC	DPTO	1,200,000	0	0	0	0	1,200,000
MSC	DS	1,200,000	0	0	0	0	1,200,000
Total		3,000,000	0	0	0	0	3,000,000
Prior Years Cost		Future Years Cost		Total Project Cost		3,000,000	

Phase	Fund Source	2015	2016	2017	2018	2019	Total
PALM BEACH COUNTY PARK AIRPORT RUNWAY 3-21 REHAB - Proj# 4346311					Length: .000 MI	*Non-SIS*	
Type of Work: AVIATION PRESERVATION PROJECT					Lead Agency: Responsible Agency Not Available		
New Project?: Yes					L RTP#: CH6-P10		
MSC	LF	0	0	0	0	180,000	180,000
MSC	DPTO	0	0	0	0	720,000	720,000
Total		0	0	0	0	900,000	900,000
Prior Years Cost		Future Years Cost		Total Project Cost		900,000	
PALM BEACH INT'L AIRPORT FROM TAXIWAY LIMA TO UPGRADES & IMPROVEMENTS - Proj# 4278881					Length: .000 MI	*SIS*	
Type of Work: AVIATION CAPACITY PROJECT					Lead Agency: FDOT		
					L RTP#: CH6T10		
Notes: TAXIWAY LIMA (WEST) UPGRADES AND IMPROVEMENTS							
MSC	LF	2,604,656	0	0	0	0	2,604,656
MSC	FAA	15,627,937	0	0	0	0	15,627,937
MSC	DPTO	2,604,656	0	0	0	0	2,604,656
Total		20,837,249	0	0	0	0	20,837,249
Prior Years Cost		Future Years Cost		Total Project Cost		20,837,249	
PALM BEACH INT'L AIRPORT GAFIS FACILITIES IMPROVEMENTS - Proj# 4346131					Length: .000 MI	*Non-SIS*	
Type of Work: AVIATION REVENUE/OPERATIONAL					Lead Agency: Responsible Agency Not Available		
New Project?: Yes					L RTP#: CH6-P10		
MSC	LF	0	0	0	2,250,000	1,200,000	3,450,000
MSC	DPTO	0	0	0	2,250,000	1,200,000	3,450,000
Total		0	0	0	4,500,000	2,400,000	6,900,000
Prior Years Cost		Future Years Cost		Total Project Cost		6,900,000	
PALM BEACH INT'L AIRPORT , CARGO FACILITIES ACCESS - Proj# 4346071					Length: .000 MI	*Non-SIS*	
Type of Work: AVIATION CAPACITY PROJECT					Lead Agency: Responsible Agency Not Available		
New Project?: Yes					L RTP#: CH6-P10		
Notes: CARGO ACCESS FACILITIES ACCESS IMPROVEMENTS							
MSC	LF	0	0	1,135,000	0	0	1,135,000
MSC	DDR	0	0	1,135,000	0	0	1,135,000
Total		0	0	2,270,000	0	0	2,270,000
Prior Years Cost		Future Years Cost		Total Project Cost		2,270,000	

Phase	Fund Source	2015	2016	2017	2018	2019	Total
PALM BEACH INT'L AIRPORT, MAINTENANCE COMPOUND REDEVELOPMENT - Proj# 4346261					Length: .000 MI	*Non-SIS*	
Type of Work: AVIATION PRESERVATION PROJECT					Lead Agency: Responsible Agency Not Available		
New Project?: Yes					LRTP#: CH6-P10		
MSC	LF	0	0	0	0	3,000,000	3,000,000
MSC	DPTO	0	0	0	0	3,000,000	3,000,000
Total		0	0	0	0	6,000,000	6,000,000
Prior Years Cost		Future Years Cost		Total Project Cost			6,000,000
PALM BEACH INTERN'L FROM AIRPORT TO REHAB CONCOURSE B APRON - Proj# 4297281					Length: .000 MI	*SIS*	
Type of Work: AVIATION PRESERVATION PROJECT					Lead Agency: FDOT		
					LRTP#: CH6T10		
Notes: CHANGE CONTRACT CLASS 4 TO 2 2011-11-08							
MSC	LF	0	500,000	0	0	0	500,000
MSC	DPTO	0	500,000	0	0	0	500,000
Total		0	1,000,000	0	0	0	1,000,000
Prior Years Cost		Future Years Cost		Total Project Cost			1,000,000
PALM BEACH INTERN'L FROM AIRPORT TO REHAB CONCOURSE C APRON - Proj# 4297291					Length: .000 MI	*SIS*	
Type of Work: AVIATION PRESERVATION PROJECT					Lead Agency: FDOT		
					LRTP#: CH6T10		
Notes: CHANGE CONTRACT CLASS 4 TO 2 2011-11-08							
MSC	LF	0	500,000	0	0	0	500,000
MSC	DPTO	0	500,000	0	0	0	500,000
Total		0	1,000,000	0	0	0	1,000,000
Prior Years Cost		Future Years Cost		Total Project Cost			1,000,000
PALM BEACH INTERNATIONAL AIRPORT - Proj# 4189261					Length: .000 MI	*SIS*	
Type of Work: AVIATION SAFETY PROJECT					Lead Agency: PBIA AIRPORT		
					LRTP#: CH6P10		
Notes: 2005 EARMARK PROJECT							
CAP	FAA	0	3,968,000	0	0	0	3,968,000
Total		0	3,968,000	0	0	0	3,968,000
Prior Years Cost		Future Years Cost		Total Project Cost			3,968,000

Phase	Fund Source	2015	2016	2017	2018	2019	Total
PB PAHOKEE AIRPORT AT CONSTRUCT HANGARS - Proj# 4310311					Length: .000 MI	*Non-SIS*	
Type of Work: AVIATION REVENUE/OPERATIONAL					Lead Agency: PB PAHOKEE AIRPORT		
Notes: CHANGE CONTRACT CLASS 4 TO 2 2011-11-08					LRTP#: CH6T10		
MSC	LF	0	0	175,000	0	0	175,000
MSC	DDR	0	0	700,000	0	0	700,000
Total		0	0	875,000	0	0	875,000
<i>Prior Years Cost</i>			<i>Future Years Cost</i>		<i>Total Project Cost</i>		<i>875,000</i>

Section 7 - Railroad

Phase	Fund Source	2015	2016	2017	2018	2019	Total
23RD STREET CROSSING 272414-B - Proj# 4330702					Length: .374 MI	*Non-SIS*	
Type of Work: RAIL SAFETY PROJECT					Lead Agency: FDOT		
New Project?: Yes					LRTP#: CH6-P9		
Notes: HH FUNDS - RAILROAD CROSSING SIGNAL SAFETY PROJECT: 2FL&G, HXP3R, ER, 6'X6' HOUSE, AND GENERATOR CASE AT FEC CROSSING 272414-B, RR MP: 297 + 4,435'.							
RRU	TALT	350,000	0	0	0	0	350,000
RRU	RHH	354,320	0	0	0	0	354,320
Total		704,320	0	0	0	0	704,320
Prior Years Cost		Future Years Cost			Total Project Cost		704,320
C-15 HIDDEN VALLEY CANAL RAIL BRIDGE - Proj# 4348731					Length: .000 MI	*Non-SIS*	
Type of Work: RAIL CAPACITY PROJECT					Lead Agency: FDOT		
New Project?: Yes					LRTP#: CH6-P10		
RRU	LF	213,196	0	0	0	0	213,196
RRU	GMR	213,195	0	0	0	0	213,195
Total		426,391	0	0	0	0	426,391
Prior Years Cost		Future Years Cost			Total Project Cost		426,391
GATOR BL./AIRPORT RD SURGAR XING 85334-A R/R MP 206 - Proj# 4353621					Length: .200 MI	*Non-SIS*	
Type of Work: RAIL SAFETY PROJECT					Lead Agency: FDOT		
New Project?: Yes					LRTP#: CH6-P10		
Notes: RAIL SAFETY PROJECT, SIGNAL CROSSING PROJECT, 6 LED PAIRS 6'X6' HOUSE, DOUBLE BOUNDED TRACK AT US SUGAR CROSSING							
RRU	RHP	81,867	0	0	0	0	81,867
Total		81,867	0	0	0	0	81,867
Prior Years Cost		Future Years Cost			Total Project Cost		81,867

Phase	Fund Source	2015	2016	2017	2018	2019	Total
NORTHWOOD CONNECTION FR. CSX MAINLINE TO FEC MAINLINE - Proj# 4349482					Length: .000 MI	*Non-SIS*	
Type of Work: RAIL CAPACITY PROJECT					Lead Agency: FDOT		
New Project?: Yes					LRTP#: CH6-P10		
Notes: TIGER GRANT 2013 NEW SEGMENT CONNECTION FROM CSX SEGMENT 93929001 MP 967.84 TO FEC SEGMENT 93929015 MP 297.43 (SOUTH)							
PE	DIH	25,000	0	0	0	0	25,000
ROW	TRIP	718,377	4,822,343	957,153	907,153	0	7,405,026
ROW	GMR	2,067,883	0	0	0	0	2,067,883
PE	TRIP	100,000	0	0	0	0	100,000
ROW	DIH	46,200	52,800	13,200	13,200	0	125,400
RRU	TRIP	0	0	186,000	0	0	186,000
CST	TRIP	0	0	0	11,661,487	0	11,661,487
CST	LF	0	0	0	350,000	0	350,000
Total		2,957,460	4,875,143	1,156,353	12,931,840	0	21,920,796
Prior Years Cost		1,130,600	Future Years Cost		Total Project Cost		23,051,396

NORTHWOOD CONNECTION FR. CSX MAINLINE TO FEC MAINLINE - Proj# 4349481					Length: .000 MI	*Non-SIS*	
Type of Work: RAIL CAPACITY PROJECT					Lead Agency: FDOT		
New Project?: Yes					LRTP#: CH6-P10		
Notes: TIGER GRANT 2013 REHABILITATION OF THE EXISTING SOUTH FLORIDA RAIL CORRIDOR SEGMENT 93929013, FROM CSM MAINLINE MP 0.0 TO FEC MAINLINE MP 0.54 (NORTH) PHC202-SOIL & GROUNDWATER SAMPLING							
CST	TRIP	6,125,202	0	0	0	0	6,125,202
CST	LF	5,000,000	0	0	0	0	5,000,000
CST	DIH	10,000	0	0	0	0	10,000
RRU	TRIP	192,000	0	0	0	0	192,000
MSC	TIGR	7,411,584	0	0	0	0	7,411,584
MSC	DS	743,107	0	0	0	0	743,107
CST	GMR	1,434,391	0	0	0	0	1,434,391
Total		20,916,284	0	0	0	0	20,916,284
Prior Years Cost		229,907	Future Years Cost		Total Project Cost		21,146,191

NW 1ST AVE @ SCFE CROSSING 272318-Y - Proj# 4354251					Length: .200 MI	*Non-SIS*	
Type of Work: RAIL SAFETY PROJECT					Lead Agency: FDOT		
New Project?: Yes					LRTP#: CH6-P9		
Lanes (Existing/Improve/Addl): 2/ 0/ 0							
Notes: RAILROAD CROSSING SIGNAL SAFETY PROJECT: 2FL&G, PMD3, EVENT RECORDER, 6'X6' HOUSE, POWER SERVICE AND CABLE AT SCFE CROSSING 272318-Y, RR MP: K 64.28							
RRU	RHH	162,967	0	0	0	0	162,967
Total		162,967	0	0	0	0	162,967
Prior Years Cost			Future Years Cost		Total Project Cost		162,967

Phase	Fund Source	2015	2016	2017	2018	2019	Total
PBG Quite Zone and Safety Improvements - Proj# PBG201908					Length: .000 MI	*Non-SIS*	
Type of Work: RAIL SAFETY PROJECT					Lead Agency: CITY OF PALM BEACH GARDENS		
					LRTP#: CH6-P9		
CPLN	LF	0	0	0	0	1,000,000	1,000,000
	Total	0	0	0	0	1,000,000	1,000,000
Prior Years Cost		Future Years Cost		Total Project Cost		1,000,000	
QUIET/SAFETY IMPVMTS FEC CROSSINGS-COUNTYWIDE - Proj# 4353431					Length: .000 MI	*Non-SIS*	
Type of Work: RAIL SAFETY PROJECT					Lead Agency: FDOT		
New Project?: Yes					LRTP#: CH6-P9		
Notes: 2013 MPO #4 PROPOSED 50/50 MATCH WITH LOCAL PARTNERS							
RRU	SU	0	6,630,000	0	0	0	6,630,000
	Total	0	6,630,000	0	0	0	6,630,000
Prior Years Cost		Future Years Cost		Total Project Cost		6,630,000	
SOUTH CENTRAL FL EXPRESS CANE BLOCK - Proj# 4334201					Length: .000 MI	*Non-SIS*	
Type of Work: RAIL CAPACITY PROJECT					Lead Agency: FDOT		
					LRTP#: CH6-P10		
RRU	LF	5,437,500	0	0	0	0	5,437,500
RRU	GMR	16,312,500	0	0	0	0	16,312,500
	Total	21,750,000	0	0	0	0	21,750,000
Prior Years Cost		Future Years Cost		Total Project Cost		21,750,000	
SR25/ US27 @ SCFE CROSSING 272319-F - Proj# 4353701					Length: .200 MI	*Non-SIS*	
Type of Work: RAIL SAFETY PROJECT					Lead Agency: FDOT		
New Project?: Yes					LRTP#: CH6-P9		
Lanes (Existing/Improve/Addl): 4/ 0/ 0							
Notes: RAILROAD CROSSING SIGNAL SAFETY PROJECT: KEYDOWN AT SCFE CROSSING 272319-F, RR MP:K64.61							
RRU	RHH	23,603	0	0	0	0	23,603
	Total	23,603	0	0	0	0	23,603
Prior Years Cost		Future Years Cost		Total Project Cost		23,603	

Phase	Fund Source	2015	2016	2017	2018	2019	Total
VILLA RICA SIDING EXTENSION - Proj# 4348681					Length: .000 MI	*Non-SIS*	
Type of Work: RAIL CAPACITY PROJECT					Lead Agency: FDOT		
New Project?: Yes					LRTP#: CH6-P10		
RRU	LF	2,441,983	0	0	0	0	2,441,983
RRU	GMR	2,441,983	0	0	0	0	2,441,983
Total		4,883,966	0	0	0	0	4,883,966
<i>Prior Years Cost</i>			<i>Future Years Cost</i>			<i>Total Project Cost</i>	4,883,966

Section 8 - Port of Palm Beach

Phase	Fund Source	2015	2016	2017	2018	2019	Total
PORT OF PALM BEACH FROM PORT-WIDE TO SLIP REDEVELOPMENT - Proj# 4228271					Length: .000 MI	*SIS*	
Type of Work: SEAPORT CAPACITY PROJECT					Lead Agency: PORT OF PALM BEACH		
					L RTP#: CH6-P10		
Notes: CHANGE CONTRACT CLASS 4 TO 2 2011-11-08							
MSC	GMR	1,514,521	0	0	0	0	1,514,521
MSC	DDR	76,852	0	0	0	0	76,852
MSC	DPTO	3,009,627	0	0	0	0	3,009,627
Total		4,601,000	0	0	0	0	4,601,000
Prior Years Cost		24,023,840	Future Years Cost		Total Project Cost		28,624,840
PORT OF PALM BEACH BERTH 1 EXPANSION - Proj# 4348331					Length: .000 MI	*Non-SIS*	
Type of Work: SEAPORT CAPACITY PROJECT					Lead Agency: Responsible Agency Not Available		
New Project?: Yes					L RTP#: CH6-P10		
Notes: BERTH 1 EXPANSION AT THE PORT OF PALM BEACH							
MSC	LF	0	0	0	0	3,000,000	3,000,000
MSC	DIS	0	0	0	0	3,000,000	3,000,000
Total		0	0	0	0	6,000,000	6,000,000
Prior Years Cost			Future Years Cost		Total Project Cost		6,000,000
PORT OF PALM BEACH TROPICAL SHIPPING REEFER LINE - Proj# 4350331					Length: .000 MI	*Non-SIS*	
Type of Work: SEAPORT CAPACITY PROJECT					Lead Agency: Responsible Agency Not Available		
New Project?: Yes					L RTP#: CH6-P10		
Notes: FLORIDA SEAPORT TRANSPORTATION & ECONOMIC DEVELOPMENT (FSTED) TED ALLOCATION OCTOBER 2013							
MSC	LF	275,000	0	0	0	0	275,000
MSC	PORT	275,000	0	0	0	0	275,000
Total		550,000	0	0	0	0	550,000
Prior Years Cost			Future Years Cost		Total Project Cost		550,000

Section 9 - Tri-Rail (SFRTA)

Phase	Fund Source	2015	2016	2017	2018	2019	Total
SFECC CORRIDOR FROM TRANSIT ALT, FROM WEST TO PALM BEACH TO JUPITER - Proj# 4170317					Length: .000 MI	*SIS*	
Type of Work: RAIL CAPACITY PROJECT					Lead Agency: FDOT		
					LRTP#: CH6-P5		
Notes: SFECC CORRIDOR TRANSIT ALTERNATIVE ANALYSIS SFECC = SOUTH FLORIDA EAST COAST CORRIDOR							
PE	GMR	0	1,350,000	0	0	0	1,350,000
	Total	0	1,350,000	0	0	0	1,350,000
Prior Years Cost		1,172,244	Future Years Cost		Total Project Cost		2,522,244
SFRTA LAYOVER AT MAINTENANCE FACILITY - Proj# 4297671					Length: .000 MI	*SIS*	
Type of Work: RAIL PRESERVATION PROJECT					Lead Agency: SFRTA		
					LRTP#: CH6-P5		
Notes: SU (TRANSFER TO FTA);CHANGE CONTRACT CLASS 4 TO 2 2011-11-08 2013 MPO TRANSIT #2							
MSC	SU	2,550,000	0	11,965,944	0	12,034,056	26,550,000
MSC	SA	0	0	1,100,000	1,100,000	0	2,200,000
MSC	GMR	0	0	0	5,900,000	0	5,900,000
	Total	2,550,000	0	13,065,944	7,000,000	12,034,056	34,650,000
Prior Years Cost		1,500,000	Future Years Cost		Total Project Cost		36,150,000
SFRTA SEC 5307 FROM PREVENTIVE MAINTENANCE TO EXPENSES - Proj# 2368542					Length: .000 MI	*Non-SIS*	
Type of Work: RAIL CAPACITY PROJECT					Lead Agency: SFRTA		
					LRTP#: CH6-P5		
Notes: CHANGE CONTRACT CLASS 4 TO 2 2011-11-08							
CAP	FTA	13,000,000	13,000,000	13,000,000	13,000,000	0	52,000,000
	Total	13,000,000	13,000,000	13,000,000	13,000,000	0	52,000,000
Prior Years Cost			Future Years Cost		Total Project Cost		52,000,000
SFRTA STP FUNDS FROM FROM MPO FOR EXTENSION TO TO JUPITER - Proj# 4084272					Length: .000 MI	*SIS*	
Type of Work: RAIL CAPACITY PROJECT					Lead Agency: SFRTA		
					LRTP#: CH6-P5		
Notes: PBC MPO APPROVED REQUEST FROM RTA FOR \$1.5M PER YEAR THROUGH 2025 FOR NORTHERN JUPITER EXPANSION 2013 MPO TRANSIT #3							
MSC	SU	0	0	0	13,500,000	1,500,000	15,000,000
	Total	0	0	0	13,500,000	1,500,000	15,000,000
Prior Years Cost			Future Years Cost		7,500,000	Total Project Cost	
						22,500,000	

Phase	Fund Source	2015	2016	2017	2018	2019	Total
SFRTA/TRI-RAIL FROM BOCA RATON TO NEW STATION - Proj# 4304581					Length: .000 MI	*SIS*	
Type of Work: RAIL REVENUE/OPERATIONA IMPR					Lead Agency: SFRTA		
Notes: CHANGE CONTRACT CLASS 4 TO 2 2011-11-08					L RTP#: CH6-P5		
MSC	GMR	0	0	1,500,000	0	0	1,500,000
MSC	LF	0	0	0	8,500,000	0	8,500,000
MSC	TRIP	0	0	0	8,500,000	0	8,500,000
Total		0	0	1,500,000	17,000,000	0	18,500,000
<i>Prior Years Cost</i>			<i>Future Years Cost</i>			<i>Total Project Cost</i>	<i>18,500,000</i>

Section 10 - Transit

Phase	Fund Source	2015	2016	2017	2018	2019	Total
BCT/PALM TRAN FROM INTERFACE W/ MDT/SFRTA TO EASY CARD - Proj# 4317611					Length: .000 MI	*Non-SIS*	
Type of Work: PURCHASE VEHICLES/EQUIPMENT					Lead Agency: BROWARD COUNTY		
Notes: SU (TRANSFER TO FTA); 2012 MPO PRIORITY #4					L RTP#: CH6-P5		
MSC	SU	820,000	0	0	0	0	820,000
	Total	820,000	0	0	0	0	820,000
Prior Years Cost		500,000	Future Years Cost		Total Project Cost		1,320,000
BUS SHELTER AT CAMINO REAL DRIVE EAST OF DIXIE HIGHWAY - Proj# 4353851					Length: .000 MI	*Non-SIS*	
Type of Work:					Lead Agency: PALM TRAN		
New Project?: Yes					L RTP#: CH6-P5		
Notes: SU (TRANSFER TO FTA)							
MSC	SU	50,000	0	0	0	0	50,000
	Total	50,000	0	0	0	0	50,000
Prior Years Cost			Future Years Cost		Total Project Cost		50,000
CITY OF BOCA RATON TRANSIT CORRIDOR SW PLANNING AREA SHUTTLE - Proj# 4345221					Length: .000 MI	*Non-SIS*	
Type of Work: OPERATING FOR FIXED ROUTE					Lead Agency: CITY OF BOCA RATON		
New Project?: Yes					L RTP#: CH6-P5		
MSC	DPTO	0	110,734	0	0	0	110,734
	Total	0	110,734	0	0	0	110,734
Prior Years Cost		221,468	Future Years Cost		Total Project Cost		332,202
NORTH PALM TRAN TRANSIT FACILITY EXPANSION - Proj# 4347342					Length: .000 MI	*Non-SIS*	
Type of Work: CAPITAL FOR FIXED ROUTE					Lead Agency: MANAGED BY PALM BEACH		
New Project?: Yes					L RTP#: CH6-P5		
Description: SU (TRANSFER TO FTA)							
MSC	SU	0	0	0	150,000	0	150,000
	Total	0	0	0	150,000	0	150,000
Prior Years Cost			Future Years Cost		Total Project Cost		150,000

Phase	Fund Source	2015	2016	2017	2018	2019	Total	
PALM BEACH COUNTY FROM SECTION 5311 TO SMALL URBAN/RURAL - Proj# 4071842					Length: .000 MI	*Non-SIS*		
Type of Work: OPERATING/ADMIN. ASSISTANCE					Lead Agency: PALM TRAN			
					LRTP#: CH6-P5			
Notes: CHANGE CONTRACT CLASS 4 TO 2 2011-11-08								
MSC	LF	336,679	346,135	352,794	380,265	398,588	1,814,461	
MSC	DU	336,679	346,135	362,794	380,265	398,588	1,824,461	
Total		673,358	692,270	715,588	760,530	797,176	3,638,922	
Prior Years Cost		Future Years Cost			Total Project Cost		3,638,922	
PALM BEACH COUNTY FROM BLOCK GRANT TO OPERATING ASSISTANCE - Proj# 4071882					Length: .000 MI	*Non-SIS*		
Type of Work: OPERATING FOR FIXED ROUTE					Lead Agency: PALM TRAN			
					LRTP#: CH6-P5			
MSC	LF	4,944,697	5,059,467	5,057,146	5,187,882	5,359,152	25,608,344	
MSC	DDR	3,557,164	5,059,467	4,817,215	4,077,500	5,359,152	22,870,498	
MSC	DPTO	1,387,533	0	239,931	1,110,382	0	2,737,846	
Total		9,889,394	10,118,934	10,114,292	10,375,764	10,718,304	51,216,688	
Prior Years Cost		Future Years Cost			Total Project Cost		51,216,688	
PALM BEACH COUNTY FROM SECTION 5307 TO FED TRANSIT CAP ASSIST - Proj# 2357491					Length: .000 MI	*Non-SIS*		
Type of Work: CAPITAL FOR FIXED ROUTE					Lead Agency: PALM TRAN			
					LRTP#: CH6-P5			
Notes: PALMTRAN-TRANSIT BLOCK GRANT\CAPITAL ASSISTANCE GRANT #FL-90-X625= FY07, PH 94 GRANT EXECUTED FOR FY09 & 10 PER J. MELI/OMD=FL-90X734 GRANT \$15,091,565 GRANT FL-90X760 FY2012 \$14,516,104 PER L.MERRITT 09/25/2013								
MSC	FTA	38,413,651	13,349,208	14,700,000	14,700,000	14,700,000	95,862,859	
Total		38,413,651	13,349,208	14,700,000	14,700,000	14,700,000	95,862,859	
Prior Years Cost		182,980,562	Future Years Cost			Total Project Cost		278,843,421
PALM BEACH COUNTY SEC 5307 CAPITAL NORTH FACILITY EXPANSION - Proj# 4347341					Length: .000 MI	*Non-SIS*		
Type of Work: CAPITAL FOR FIXED ROUTE					Lead Agency: PALM TRAN			
					LRTP#: CH6-P5			
CAP	FTA	0	1,189,100	0	0	0	1,189,100	
Total		0	1,189,100	0	0	0	1,189,100	
Prior Years Cost		Future Years Cost			Total Project Cost		1,189,100	

Phase	Fund Source	2015	2016	2017	2018	2019	Total
PALM BEACH COUNTY SEC 5307 CAPITAL SOUTH FACILITY EXPANSION - Proj# 4347351					Length: .000 MI	*Non-SIS*	
Type of Work: CAPITAL FOR FIXED ROUTE					Lead Agency: MANAGED BY PALM BEACH		
New Project?: Yes					L RTP#: CH6-P5		
Notes: LAND ACQUISITION TO EXPAND THE NORTH PALM TRAN TRANSIT FACILITY 2013 MPO TRANSIT #4.							
CAP	FTA	0	1,100,000	0	0	0	1,100,000
Total		0	1,100,000	0	0	0	1,100,000
Prior Years Cost		Future Years Cost		Total Project Cost		1,100,000	
PALM BEACH COUNTY SEC.5339 CAPITAL - Proj# 4344951					Length: .000 MI	*Non-SIS*	
Type of Work: CAPITAL FOR FIXED ROUTE					Lead Agency: MANAGED BY PALM BEACH		
New Project?: Yes					L RTP#: CH6-P5		
Notes: FTA GRANT TO IMPROVE PALM TRAN ADMIN/OPER/MAINT. FACILITY GRANT WILL BE MATCHED WITH TOLL REVENUE CREDITS							
MSC	FTA	3,285,338	0	0	0	0	3,285,338
Total		3,285,338	0	0	0	0	3,285,338
Prior Years Cost		Future Years Cost		Total Project Cost		3,285,338	
PALM BEACH COUNTY SECTION 5307 CAPITAL ADMIN/OPERATING FACILITY - Proj# 4344741					Length: .000 MI	*Non-SIS*	
Type of Work: CAPITAL FOR FIXED ROUTE					Lead Agency: PALM TRAN		
New Project?: Yes					L RTP#: CH6-P5		
Notes: FTA CAPITAL GRANT TO IMPROVE PALM TRAN ADMIN/OPER/MAINT FACILITY							
MSC	FTA	1,000,000	0	0	0	0	1,000,000
Total		1,000,000	0	0	0	0	1,000,000
Prior Years Cost		Future Years Cost		Total Project Cost		1,000,000	
PALM TRAN OPERATING FUNDS - Proj# PBC-TRAN					Length: .000 MI	*Non-SIS*	
Type of Work: OPERATING FOR FIXED ROUTE					Lead Agency: PALM TRAN		
					L RTP#: CH6-P5		
OPS	GT	32,264,000	32,264,000	32,264,000	32,264,000	32,264,000	161,320,000
Total		32,264,000	32,264,000	32,264,000	32,264,000	32,264,000	161,320,000
Prior Years Cost		Future Years Cost		Total Project Cost		161,320,000	

Phase	Fund Source	2015	2016	2017	2018	2019	Total
PALM TRAN ROUTE 43 AT TRANSIT SIGNAL PRIORITY - Proj# 4317621					Length: .000 MI	*Non-SIS*	
Type of Work: PURCHASE EQUIPMENT					Lead Agency: PALM TRAN		
Notes: 2011 MPO PRIORITY #7; SU (TRANSFER TO FTA)					LRTP#: CH6-P5		
MSC	SU	1,250,000	0	0	0	0	1,250,000
	Total	1,250,000	0	0	0	0	1,250,000
Prior Years Cost			Future Years Cost		Total Project Cost		1,250,000
PALM TRAN ROUTE 62 AT TRANSIT SIGNAL PRIORITY - Proj# 4317631					Length: .000 MI	*Non-SIS*	
Type of Work: PURCHASE EQUIPMENT					Lead Agency: PALM TRAN		
Notes: 2011 MPO PRIORITY #7; SU (TRANSFER TO FTA)					LRTP#: CH6-P5		
MSC	SU	1,250,000	0	0	0	0	1,250,000
	Total	1,250,000	0	0	0	0	1,250,000
Prior Years Cost			Future Years Cost		Total Project Cost		1,250,000
PALM TRAN SERVICE DEVELOPMENT ROUTE 73 EXTENSION - Proj# 4345201					Length: .000 MI	*Non-SIS*	
Type of Work: OPERATING FOR FIXED ROUTE					Lead Agency: MANAGED BY PALM BEACH		
New Project?: Yes					LRTP#: CH6-P5		
Notes: PALM TRAN SERVICE DEVELOPMENT ROUTE 73 EXTENSION							
MSC	LF	139,664	0	0	0	0	139,664
MSC	DPTO	139,664	0	0	0	0	139,664
	Total	279,328	0	0	0	0	279,328
Prior Years Cost		279,328	Future Years Cost		Total Project Cost		558,656
SOUTH PALM TRAN TRANSIT FACILITY EXPANSION - Proj# 4347352					Length: .000 MI	*Non-SIS*	
Type of Work: CAPITAL FOR FIXED ROUTE					Lead Agency: MANAGED BY PALM BEACH		
New Project?: Yes					LRTP#: CH6-P5		
Notes: SU (TRANSFER TO FTA); 2013 MPO TRANSIT #4							
MSC	SU	0	0	0	150,000	0	150,000
	Total	0	0	0	150,000	0	150,000
Prior Years Cost			Future Years Cost		Total Project Cost		150,000

Phase	Fund Source	2015	2016	2017	2018	2019	Total
WEST PALM BEACH FROM SECTION 5309 TO TROLLEY SHELTER - Proj# 4151581					Length: .000 MI	*Non-SIS*	
Type of Work: PURCHASE VEHICLES/EQUIPMENT					Lead Agency: FDOT		
					LRTP#: CH6-P5		
Notes: FEDERAL FFY 2003 CONGRESSIONAL EARMARK & FFY 2004 ADD'L EARMARK, 800K GRANT #FL03-0269-00							
CAP	FTA	0	2,029,598	0	0	0	2,029,598
Total		0	2,029,598	0	0	0	2,029,598
Prior Years Cost			Future Years Cost		Total Project Cost		2,029,598
WEST PALM BEACH FROM SECTION 5309 TO TROLLEY SHELTER - Proj# 4211681					Length: .000 MI	*Non-SIS*	
Type of Work: TRANSIT IMPROVEMENT					Lead Agency: FDOT		
					LRTP#: CH6-P5		
Notes: FEDERAL EARMARK FY 2006 SECT 5309 SAFETEA-LU \$250K							
CAP	FTA	0	247,500	0	0	0	247,500
Total		0	247,500	0	0	0	247,500
Prior Years Cost			Future Years Cost		Total Project Cost		247,500

Section 11 - Transportation Disadvantaged

Phase	Fund Source	2015	2016	2017	2018	2019	Total
PBC TD COMMISSION TRIP AND EQUIPMENT GRANT & ASSISTANCE - Proj# 4320727					Length: .000 MI	*Non-SIS*	
Type of Work: TD COMMISSION - CAPITAL					Lead Agency: PALM BEACH COUNTY		
					LRTP#: CH6-P5		
OPS	TDTF	2,360,095	2,360,095	2,360,095	2,360,095	0	9,440,380
OPS	LF	262,233	262,233	262,233	262,233	0	1,048,932
Total		2,622,328	2,622,328	2,622,328	2,622,328	0	10,489,312
<i>Prior Years Cost</i>		<i>2,622,328</i>	<i>Future Years Cost</i>	<i>Total Project Cost</i>			<i>13,111,640</i>

Section 12 - Non-Motorized Projects

Phase	Fund Source	2015	2016	2017	2018	2019	Total
15TH STREET FROM DIXIE HWY TO N AUSTRALIAN AVENUE - Proj# 4316521					Length: 0.833 MI	*Non-SIS*	
Type of Work: LANDSCAPING					Lead Agency: CITY OF WEST PALM BEACH		
Lanes (Existing/Improve/Addl): 2/ 2/ 0					LRTP#: CH6-P5		
Notes: MPO PRIORITY #1 LAP WITH CITY OF WEST PALM BEACH							
CST	LFP	49,500	0	0	0	0	49,500
CST	SE	754,940	0	0	0	0	754,940
Total		804,440	0	0	0	0	804,440
Prior Years Cost		5,030	Future Years Cost		Total Project Cost		809,470
23RD STREET FROM TAMARIND AVENUE TO SPRUCE AVENUE - Proj# 4330701					Length: 0.374 MI	*Non-SIS*	
Type of Work: SIDEWALK					Lead Agency: CITY OF WEST PALM BEACH		
					LRTP#: CH6-P5		
Notes: CONSTRUCT 4" THICK AND 8' WIDE SIDEWALK. PEDESTRIAN LIGHTING ON SOUTH SIDE. SIGNING AND PAVEMENT MARKING UPGRADE INSTALLATION OF OVERHEAD SIGN.							
CST	TALT	1,093,566	0	0	0	0	1,093,566
CST	TALU	208,578	0	0	0	0	208,578
MSC	TALT	20,000	0	0	0	0	20,000
Total		1,322,144	0	0	0	0	1,322,144
Prior Years Cost		100,837	Future Years Cost		Total Project Cost		1,422,981
5TH AVENUE FROM SOUTH A STREET TO SOUTH F STREET - Proj# 4350841					Length: .000 MI	*Non-SIS*	
Type of Work: BIKE LANE/SIDEWALK					Lead Agency: FDOT		
New Project?: Yes					LRTP#: CH6-P5		
Notes: TRANSPORTATION ALTERNATIVES MPO PRIORITY #1, LAP WITH CITY OF LAKE WORTH							
PE	TALT	5,000	0	0	0	0	5,000
CST	LFP	0	0	413,870	0	0	413,870
CST	TALU	0	0	766,000	0	0	766,000
Total		5,000	0	1,179,870	0	0	1,184,870
Prior Years Cost			Future Years Cost		Total Project Cost		1,184,870

Phase	Fund Source	2015	2016	2017	2018	2019	Total
BLUEGILL TRAIL FROM GRASSY WTRS PRESERVE/NRTHLAKE BL TO 2 MI N OF PGA BL/SANDHILL CRANE PK - Proj# 4238092							
Type of Work: BIKE PATH/TRAIL							
					Length: 4 MI	*Non-SIS*	
					Lead Agency: PALM BEACH COUNTY		
					LRTP#: CH6-P5		
Notes: NEW ENHANCEMENT PROJECT (SE) FOR PALM BEACH MPO LAP WITH PALM BEACH COUNTY MPO PRIORITY #3.							
CST	TALT	662,895	0	0	0	0	662,895
CST	LFP	206,360	0	0	0	0	206,360
CST	TALU	103,565	0	0	0	0	103,565
Total		972,820	0	0	0	0	972,820
Prior Years Cost		5,096	Future Years Cost		Total Project Cost		977,916
CONGRESS AVE/SR-807 AT @ 10TH AVENUE N - Proj# 4301981							
Type of Work: LIGHTING							
					Length: 0.100 MI	*Non-SIS*	
					Lead Agency: FDOT		
					LRTP#: CH6-P5		
Lanes (Existing/Improve/Addl): 6/ 0/ 0							
Notes: PROJECT'S BENEFIT TO COST RATIO = 16.2 APPROVED SAFETY REPORT							
CST	SA	31,177	0	0	0	0	31,177
CST	DDR	10,300	0	0	0	0	10,300
CST	HSP	96,574	0	0	0	0	96,574
Total		138,051	0	0	0	0	138,051
Prior Years Cost		137,346	Future Years Cost		Total Project Cost		275,397
CRESTWOOD BLVD. FROM FROM SARATOGA BLVD. TO TO ROYAL PALM BEACH BL - Proj# 4316471							
Type of Work: BIKE LANE/SIDEWALK							
					Length: 0.699 MI	*Non-SIS*	
					Lead Agency: VILLAGE OF ROYAL PALM BEACH		
					LRTP#: CH6-P5		
Lanes (Existing/Improve/Addl): 4/ 0/ 0							
Notes: NEW ENHANCEMENT PROJECT (SE) FOR PALM BEACH MPO LAP WITH VILLAGE OF ROYAL PALM BEACH MPO PRIORITY #5							
CST	TALT	106,244	0	0	0	0	106,244
CST	LFP	520,680	0	0	0	0	520,680
CST	TALU	188,546	0	0	0	0	188,546
Total		815,470	0	0	0	0	815,470
Prior Years Cost		5,093	Future Years Cost		Total Project Cost		820,563

Phase	Fund Source	2015	2016	2017	2018	2019	Total
EVERGLADES STREET OVER THE L-10 CANAL - Proj# 4331691					Length: .000 MI	*Non-SIS*	
Type of Work: PEDESTRIAN/WILDLIFE OVERPASS					Lead Agency: PALM BEACH COUNTY		
					LRTP#: CH6-P5		
Notes: TRANSPORTATION ALTERNATIVES PROGRAM FOR FY 2012/2013 SPONSOR = PALM BEACH COUNTY - CRITICAL PROJECT MPO PRIORITY #1							
CST	TALT	0	2,170	0	0	0	2,170
CST	LFP	0	109,800	0	0	0	109,800
CST	TALU	0	629,000	0	0	0	629,000
CST	SA	0	4,830	0	0	0	4,830
Total		0	745,800	0	0	0	745,800
Prior Years Cost		14,000	Future Years Cost		Total Project Cost		759,800
FERN STREET FRM FLAGLER DRIVE TO TAMARIND AVENUE - Proj# 4334741					Length: .60 MI	*Non-SIS*	
Type of Work: LIGHTING					Lead Agency: CITY OF WEST PALM BEACH		
					LRTP#: CH6-P5		
Notes: LAP W/CITY OF WEST PALM BEACH 2012 TRANSPORTATION ALTERNATIVES CYCLE							
CST	TALT	0	518,667	0	0	0	518,667
CST	LFP	0	129,800	0	0	0	129,800
CST	TALU	0	239,731	0	0	0	239,731
CST	SA	0	5,000	0	0	0	5,000
Total		0	893,198	0	0	0	893,198
Prior Years Cost		5,000	Future Years Cost		Total Project Cost		898,198
FLYING COW ROAD FROM WELLINGTON ENVIRON. PRESERVE TO S. OF SR-80 - Proj# 4331961					Length: 4 MI	*Non-SIS*	
Type of Work: SIDEWALK					Lead Agency: VILLAGE OF WELLINGTON		
					LRTP#: CH6-P5		
Notes: 2013 MPO TRANSPORTATION ALTERNATIVE PRIORITY #5 SPONSOR VILLAGE OF WELLINGTON							
CST	TALT	749,500	0	0	0	0	749,500
CST	LFP	129,000	0	0	0	0	129,000
Total		878,500	0	0	0	0	878,500
Prior Years Cost		5,000	Future Years Cost		Total Project Cost		883,500

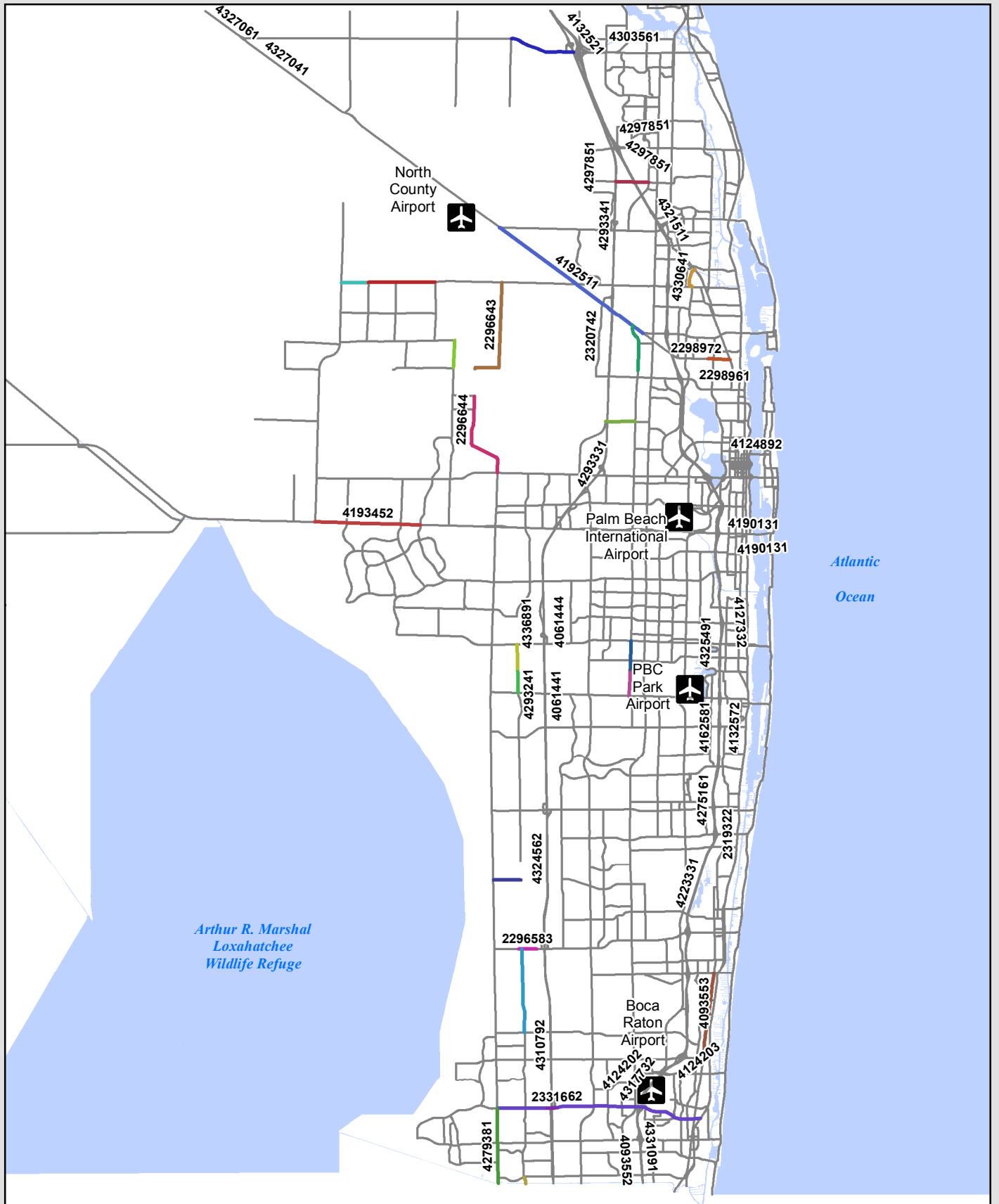
Phase	Fund Source	2015	2016	2017	2018	2019	Total
L.O.S.T. KIOSKS FROM SOUTH BAY TO BELLE GLADE - Proj# 4316861					Length: .000 MI	*SIS*	
Type of Work: LANDSCAPING					Lead Agency: PALM BEACH COUNTY		
Lanes (Existing/Improve/Addl): 4/ 0/ 0					LRTP#: CH6-P5		
Notes: L.O.S.T. = LAKE OKEECHOBEE SCENIC TRAIL NEW ENHANCEMENT PROJECT (SE) FOR THE PALM BEACH MPO LAP WITH THE PALM BEACH MPO; MPO PRIORITY #6 LANDSCAPING AND KIOSKS, 2 LOCATIONS FOR CONSTRUCTION							
CST	TALU	333,540	0	0	0	0	333,540
Total		333,540	0	0	0	0	333,540
Prior Years Cost		5,031	Future Years Cost		Total Project Cost		338,571
MILITARY TRL/SR-809 @ COMMUNITY DRIVE - Proj# 4231172					Length: .000 MI	*Non-SIS*	
Type of Work: SAFETY PROJECT					Lead Agency: FDOT		
					LRTP#: CH6-P9		
Notes: LAP AGREEMENT ON SEGMENT 1 ROW ACQUISITION TO BE PERFORMED BY DOT							
ROW	HSP	762,587	486,000	486,000	0	0	1,734,587
ROW	SA	80,000	0	0	0	0	80,000
Total		842,587	486,000	486,000	0	0	1,814,587
Prior Years Cost		803,333	Future Years Cost		Total Project Cost		2,617,920
NE 2 AVENUE FROM GEORGE BUSH BLVD TO NE 13 STREET - Proj# 4350801					Length: .297 MI	*Non-SIS*	
Type of Work: BIKE LANE/SIDEWALK					Lead Agency: FDOT		
New Project?: Yes					LRTP#: CH6-P5		
Lanes (Existing/Improve/Addl): 2/ 0/ 0							
Notes: MPO PRIORITY #4 TRANSPORTATION ALTERNATIVE LAP WITH CITY OF DELRAY BEACH							
PE	TALT	4,668	0	0	0	0	4,668
CST	TALT	0	0	150,562	0	0	150,562
CST	LFP	0	0	452,700	0	0	452,700
CST	TALU	0	0	125,288	0	0	125,288
Total		4,668	0	728,550	0	0	733,218
Prior Years Cost			Future Years Cost		Total Project Cost		733,218

Phase	Fund Source	2015	2016	2017	2018	2019	Total
NE 2ND AVE FROM FROM NE 4TH STREET TO TO GEORGE BUSH BLVD. - Proj# 4316501					Length: 0.333 MI	*Non-SIS*	
Type of Work: LIGHTING					Lead Agency: CITY OF DELRAY BEACH		
Lanes (Existing/Improve/Addl): 2/ 0/ 0					LRTP#: CH6-P5		
Notes: MPO PRIORITY #2. LAP WITH CITY OF DELRAY BEACH DEL IDA PARK. NEW ENHANCEMENT PROJECT (SE) IN FY 11/12 CYCLE FOR PALM BEACH MPO							
CST	TALT	230,228	0	0	0	0	230,228
CST	LFP	292,000	0	0	0	0	292,000
CST	TALU	418,438	0	0	0	0	418,438
Total		940,666	0	0	0	0	940,666
Prior Years Cost		5,000	Future Years Cost		Total Project Cost		945,666
NW 7 & 8 ST;NW 9 CT FR NW 12 AVE TO NW 4 AVE AT (TUNISON PALMS) - Proj# 4331671					Length: 1.1 MI	*Non-SIS*	
Type of Work: SIDEWALK					Lead Agency: CITY OF BOCA RATON		
					LRTP#: CH6-P5		
Notes: TRANSPORTATION ALTERNATIVES PROGRAM FOR FY 2012/2013 SPONSOR = CITY OF BOCA RATON MPO PRIORITY #3							
CST	TALT	0	6,140	0	0	0	6,140
CST	LFP	0	5,400	0	0	0	5,400
CST	TALU	0	741,000	0	0	0	741,000
CST	SA	0	5,000	0	0	0	5,000
Total		0	757,540	0	0	0	757,540
Prior Years Cost		5,000	Future Years Cost		Total Project Cost		762,540
PALMETTO PARK ROAD FROM SR-7 TO NW 2ND AVENUE - Proj# 4351601					Length: .000 MI	*Non-SIS*	
Type of Work: BIKE PATH/TRAIL					Lead Agency: FDOT		
New Project?: Yes					LRTP#: CH6-P5		
Notes: 2013 MPO #8							
PE	SU	165,000	0	0	0	0	165,000
Total		165,000	0	0	0	0	165,000
Prior Years Cost			Future Years Cost		Total Project Cost		165,000

Phase	Fund Source	2015	2016	2017	2018	2019	Total
PATCH REEF TRAIL FROM SOUTH VERDE TRAIL TO S. OF TOWN CENTER RD. - Proj# 4316481					Length: .40 MI	*Non-SIS*	
Type of Work: BIKE PATH/TRAIL					Lead Agency: CITY OF BOCA RATON		
					LRTP#: CH6-P5		
Notes: CO WILL NOT CREATE ROADWAY ID FOR TRAILS OR MULTI-USE PATHS. NEW ENHANCEMENT PROJECT (SE) FOR PALM BEACH MPO LAP WITH CITY OF BOCA RATON. MPO PRIORITY #4.							
CST	TALU	357,000	0	0	0	0	357,000
	Total	357,000	0	0	0	0	357,000
Prior Years Cost		5,156	Future Years Cost		Total Project Cost		362,156
Pathway Program AT Countywide - Proj# PBC-PED					Length: .000 MI	*Non-SIS*	
Type of Work: PEDESTRIAN SAFETY IMPROVEMENT					Lead Agency: PBC		
New Project?: Yes					LRTP#: CH6-P9		
Notes: Pathways							
CST	GT	1,500,000	1,500,000	1,500,000	1,500,000	0	6,000,000
	Total	1,500,000	1,500,000	1,500,000	1,500,000	0	6,000,000
Prior Years Cost		1,500,000	Future Years Cost		Total Project Cost		7,500,000
Pedestrian Access Bridges - Proj# PBG201501					Length: .000 MI	*Non-SIS*	
Type of Work: ACCESS BRIDGES					Lead Agency: CITY OF PALM BEACH GARDENS		
					LRTP#: CH6-P5		
CST	IF	750,000	0	0	0	0	750,000
	Total	750,000	0	0	0	0	750,000
Prior Years Cost			Future Years Cost		Total Project Cost		750,000
SE AVENUE G FROM S. MAIN STREET TO SE 9TH ST - Proj# 4351591					Length: .593 MI	*Non-SIS*	
Type of Work: SIDEWALK					Lead Agency: FDOT		
New Project?: Yes					LRTP#: CH6-P5		
Notes: 2013 MPO #8							
Lanes (Existing/Improve/Addl): 2/ 0/ 0							
PE	SL	175,000	0	0	0	0	175,000
	Total	175,000	0	0	0	0	175,000
Prior Years Cost			Future Years Cost		Total Project Cost		175,000

Phase	Fund Source	2015	2016	2017	2018	2019	Total
SPARROW RD FROM SWEET BAY LANE TO ROYAL PALM BEACH BLVD - Proj# 4331971					Length: .50 MI	*Non-SIS*	
Type of Work: PEDESTRIAN/WILDLIFE OVERPASS					Lead Agency: VILLAGE OF ROYAL PALM BEACH		
					LRTP#: CH6-P5		
Notes: 2013 MPO TRANSPORTATION ALTERNATIVE PRIORITY #2 SPONSOR VILLAGE OF ROYAL PALM BEACH							
CST	TALT	0	621,000	0	0	0	621,000
CST	LFP	0	106,000	0	0	0	106,000
Total		0	727,000	0	0	0	727,000
Prior Years Cost		7,000	Future Years Cost		Total Project Cost		734,000
TAMARIND AVENUE FROM BANYAN BLVD. TO PALM BEACH LAKES BLVD - Proj# 4351461					Length: .686 MI	*Non-SIS*	
Type of Work: LIGHTING					Lead Agency: FDOT		
New Project?: Yes					LRTP#: CH6-P5		
Lanes (Existing/Improve/Addl): 3/ 3/ 0							
Notes: TRANSPORTATION ALTERNATIVE; MPO PRIORITY #2 2013 LAP W/ THE CITY OF WEST PALM BEACH							
PE	TALT	5,000	0	0	0	0	5,000
CST	TALT	0	0	5,000	0	0	5,000
CST	LFP	0	0	171,435	0	0	171,435
CST	TALU	0	0	783,000	0	0	783,000
Total		5,000	0	959,435	0	0	964,435
Prior Years Cost			Future Years Cost		Total Project Cost		964,435

Major Improvement Project Maps



2015-2019 Transportation Improvement Program (TIP)

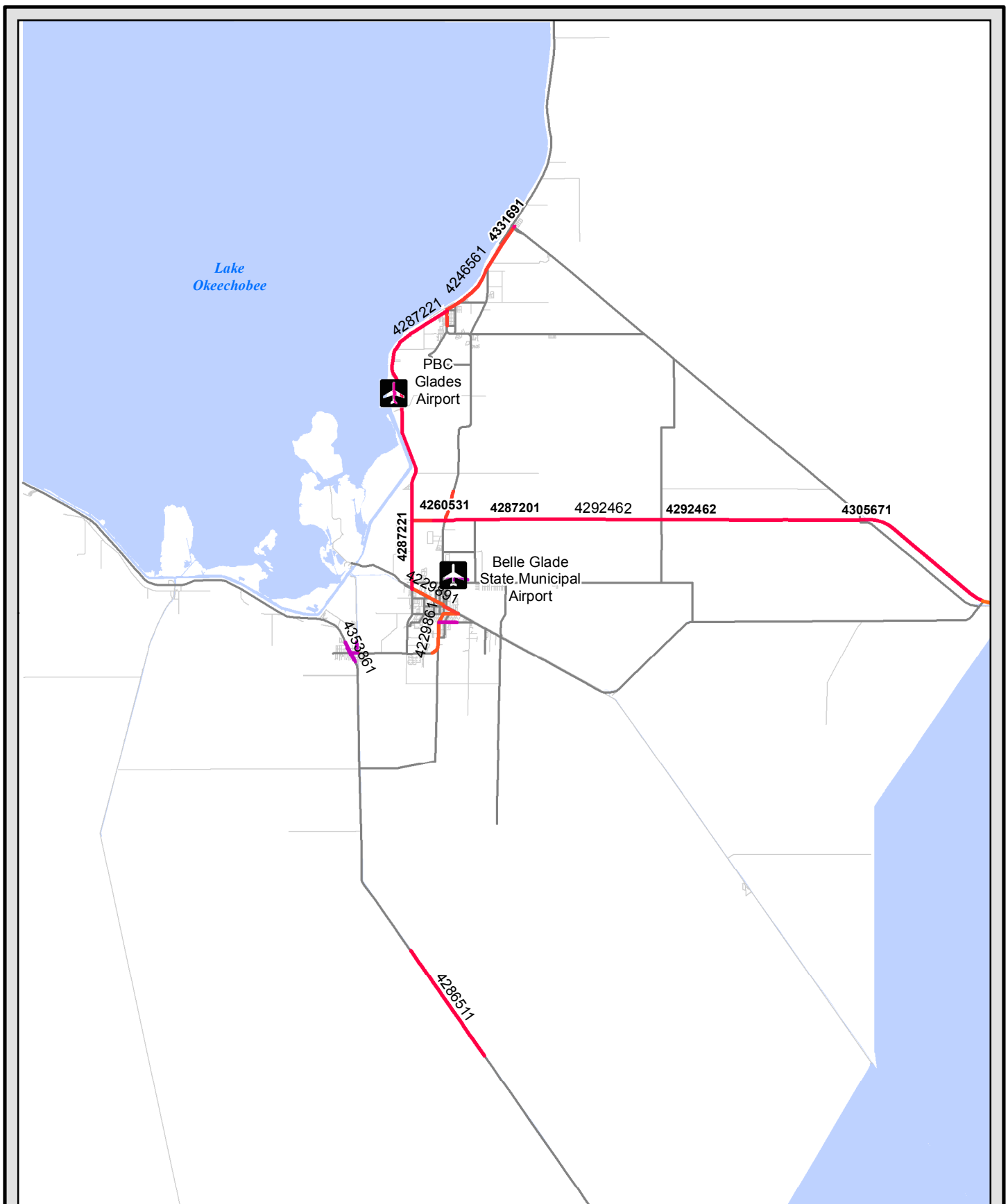
1 of 1

Palm Beach Metropolitan Planning Organization
Fiscal Year Generalized Map - Major Improvements

2015-2019 Transportation Improvement Program (TIP)

1 of 2

Palm Beach Metropolitan Planning Organization
Fiscal Year Generalized Map



2015-2019 Transportation Improvement Program (TIP)

2 of 2

Palm Beach Metropolitan Planning Organization
Fiscal Year Generalized Map

GLOSSARY

<u>PHASE CODE</u>	<u>NAME</u>
CAP.....	Capital
CEI.....	Construction Engineering Inspection
CST.....	Construction Scheduled
CSTS	Construction Support
CSTP	Construction Purchase
DSB.....	Design Build
ENV.....	Environmental
FAA.....	Federal Aviation Administration
FDOT.....	Florida Department of Transportation
INC.....	Contract Incentives
LAR.....	Local Advance Reimbursement
MSC.....	Miscellaneous Construction Scheduled
OPS.....	Operations
PBC.....	Palm Beach County
PBCDOA	Palm Beach County Department of Airports
PBCTA...	Palm Beach County Transportation Authority
PDE.....	Project Development and Environmental
PE.....	Preliminary Engineering Scheduled
PLN.....	Planning Scheduled
ROW.....	Right of Way Acquisition Scheduled
RRU.....	Utilities
TD.....	Transportation Disadvantaged

LRTP REFERENCE CODE

CH4-P1.....	Maintenance Projects (Chapter 4 Page IV-2) *
CH6-P1.....	Florida Turnpike Projects (Chapter 6 Page VI-1) *
CH6-P5.....	Transit - Palm Tran, Tri-Rail, Transportation Disadvantaged & Enhancement Projects (Chapter 6 Page VI-5) *
CH6-P7.....	Major Improvement Cost Feasible Projects (Chapter 6-Table 5-7 Page VI-7) *
CH6-P9.....	Safety Projects (Chapter 6 Page VI-9) *
CH6-P10.....	Interstate 95, Transportation System Management (TSM), Aviation. Railroad and Port Projects (Chapter 6 Table 8 Page VI-10) *
APP-B3.....	Bridge Projects (Appendix B3 Page 8) *

* Source: 2035 LRTP - Main Document and 2035 LRTP - Appendices 12 17 2009

APPENDIX A

MPO Priorities

(Available on www.PalmBeachMPO.org/TIP)

APPENDIX B

Long Range Transportation Plan Excerpt Pages

(Available on www.PalmBeachMPO.org/TIP)

LRTP REFERENCE CODE

1. CH4-P1..... Maintenance Projects (Chapter 4 Page IV-2) *
2. CH6-P1..... Florida Turnpike Projects (Chapter 6 Page VI-1) *
3. CH6-P5..... Transit - Palm Tran, Tri-Rail, Transportation Disadvantaged & Enhancement Projects
(Chapter 6 Page VI-5) *
4. CH6-P7..... Major Improvement Cost Feasible Projects (Chapter 6-Table 5-7 Page VI-7) *
5. CH6-P9..... Safety Projects (Chapter 6 Page VI-9) *
6. CH6-P10..... Interstate 95, Transportation System Management (TSM), Aviation. Railroad and Port Projects
(Chapter 6 Table 8 Page VI-10) *
7. APP-B3..... Bridge Projects (Appendix B3 Page 8) *

*Source: 2035 LRTP – Main Document and 2035 LRTP-Appendices 12 17 2009

APPENDIX C

Annual Listing of Obligated Projects

(Available on www.PalmBeachMPO.org/TIP)

APPENDIX D

TIP Amendments & Modifications

(Available on www.PalmBeachMPO.org/TIP)

APPENDIX E

TIP Total Project Cost Summary

(Available on www.PalmBeachMPO.org/TIP)