



BICYCLE, TRAILWAYS AND PEDESTRIAN ADVISORY COMMITTEE (BTPAC) AGENDA

DATE: Thursday, May 3, 2018
TIME: 9:07 A.M.
PLACE: Vista Center 4th Floor Conference Room 4E-12
2300 North Jog Road
West Palm Beach, FL 33411

1. REGULAR ITEMS

- A. Roll Call
- B. MOTION TO ADOPT Agenda for May 3, 2018
- C. MOTION TO APPROVE Minutes for April 5, 2018
- D. Comments from the Chair
- E. BTPAC Liaison's Report
- F. General Public Comments and Public Comments on Agenda Items

Any members from the public wishing to speak at this meeting must complete a Comment Card available at the welcome table. General Public comments will be heard prior to the consideration of the first action item. Public comments on specific items on the Agenda will be heard following the presentation of the item to the Committee. Please limit comments to three minutes.

2. ACTION ITEM

- A. MOTION TO RECOMMEND APPROVAL of the FY 19-20 Unified Planning Work Program (UPWP)

The UPWP is the business plan identifying activities the TPA will carry out over the next two years. The UPWP includes a description of the planning work, deliverables, timeframes, costs, and sources of funds. The FY 19-20 UPWP is attached.

- B. MOTION TO RECOMMEND APPROVAL of the US-1 Multimodal Corridor Study

Palm Beach TPA staff and consultants will present the US-1 Multimodal Corridor Study, including recommended Complete Streets and transit service modifications and Health Impact Assessment findings. The full study and appendices can be viewed at PalmBeachTPA.org/US1

3. INFORMATION ITEMS

- A. Draft FY 19-23 Transportation Improvement Program (TIP)

The draft executive summary for the FY 19 - 23 TIP is attached. This program was developed based on information provided from the Florida Department of Transportation (FDOT) and various local sources and includes transportation

projects funded by federal, state and local sources for all modes of transportation. The program reflects revenue expectations for the next five fiscal years and shows phases and funding sources by year for each project. The full TIP document and appendices can be viewed at PalmBeachTPA.org/TIP

B. Countywide Mobility Fee

Palm Beach TPA staff will present a recommended approach for a countywide mobility fee. The attached presentation will also identify implementation steps necessary for the recommended approach.

C. Upcoming Project List

A list of upcoming projects is attached to raise committee awareness of the opportunities and deadlines to provide input in the scope of work to be accomplished and the design details for these projects. The list highlights those projects scheduled within the next 12 months.

D. Summary Points from the April 19, 2018 Governing Board Meeting

4. **ADMINISTRATIVE ITEMS**

A. Member Comments

B. Next Meeting - June 7, 2018

C. MOTION TO ADJOURN

NOTICE

In accordance with Section 286.0105, *Florida Statutes*, if a person decides to appeal any decision made by the board, agency, or commission with respect to any matter considered at such meeting or hearing, he or she will need a record of the proceedings, and that, for such purposes, he or she may need to ensure that a verbatim record of the proceedings is made, which record includes the testimony and evidence upon which the appeal is to be based.

Public participation is solicited without regard to race, color, national origin, age, sex, religion, disability or family status. Persons who require special accommodations under the Americans with Disabilities Act or persons who require translation services for a meeting (free of charge), please call 561-684-4143 or send email to MBooth@PalmBeachTPA.org at least five business days in advance. Hearing impaired individuals are requested to telephone the Florida Relay System at #711.

**MINUTES OF THE
BICYCLE, TRAILWAYS AND PEDESTRIAN
ADVISORY COMMITTEE (BTPAC)
Thursday, April 5, 2018 9:07 a.m.**

Vista Center 4th Floor Conference Room 4E-12
2300 North Jog Road
West Palm Beach, Florida

PDF versions of the agenda, backup material and presentations as well as audio recordings are available for review at www.PalmBeachTPA.org/BTPAC

1. REGULAR ITEMS

CHAIR TRIBOU called the meeting to order at 9:07 a.m.

1.A. Roll Call

The Recording Secretary called the roll. A quorum was present as depicted in Exhibit A of these Minutes.

1.B. ADOPTED: Agenda for April 5, 2018

MOTION to adopt the Agenda of April 5, 2018. Motion by Ms. Olga Prieto, seconded by Mr. Michael Howe and carried unanimously.

1.C. APPROVED: Minutes of March 8, 2018

MOTION to approve the Minutes of March 8, 2018. Motion by Ms. Olga Prieto, seconded by Mr. Michael Howe and carried unanimously.

1.D. Comments from the Chair

CHAIR TRIBOU noted that May 8th is National Bike to School Day and encouraged outreach within member municipalities.

1.E. BTPAC Liaison's Report

MR. ANDREW UHLIR reviewed the following from the Liaison Report:

- He noted the South Florida Commuter Challenge and stated that throughout April, FDOT and its transportation partners are challenging commuters to use alternative modes of transportation. For more information, visit www.sflcommutes.com.
- He noted the venue for the April TPA Governing Board Meeting will be held at Greenacres City Hall, 5800 Melaleuca Lane.

1.F. General Public Comments and Public Comments on Action Items

There were no general public comments received.

2. INFORMATION ITEMS

2.A. Summary Points from the March 15, 2018 Governing Board Meeting

There was no discussion on this item.

3. REVIEW AND RANKING OF 2018 TRANSPORTATION ALTERNATIVES PROGRAM (TAP) PROJECT SUBMITTALS

MR. UHLIR provided a brief presentation highlighting the eight submittals. He noted the TAP funds requested and reviewed the schedule and upcoming deadlines. He provided updates, stating that projected award funding will be sent to applicants after the project priority list approval. Lastly, he highlighted the BTPAC prioritization process.

Mr. Alexander Barr joined the meeting at 9:10 a.m.

At 9:15 a.m. presentations were heard from the TAP applicants as follows:

2018 Transportation Alternatives Program Presentations			
<i>Applicant</i>	<i>Project Title</i>	<i>Amount Requested</i>	<i>Presentation Time</i>
Boca Raton	SW 18 th Street Sidewalk	\$1,248,872.00	9:20 AM - 9:40 AM
Delray Beach	Brant Bridge Loop Connector Extension	\$708,447.00	9:45 AM - 10:05 AM
Greenacres	Dillman Trail	\$561,200.00	10:10 AM - 10:30 AM
PBC Engineering	CR A1A/Ocean Drive Pedestrian Crossing Enhancements	\$647,199.08	10:35 AM - 10:55 AM
Palm Tran	Bicycle racks on fixed-route bus fleet	\$400,000.00	11:00 AM - 11:20 AM
Westgate CRA	Belvedere Heights streetlights & sidewalks - Phase II	\$956,248.00	11:25 AM - 11:45 AM
15 Min Break for Lunch, Provided by TPA			
Wellington	Greenview Shores Bike Lanes	\$629,044.55	12:00 PM - 12:20 PM
West Palm Beach	Clear Lake Trail North (Phase 1)	\$996,730.00	12:25 PM - 12:45 PM
Final committee rankings			12:50 PM - 1:15 PM

Ms. Jean Matthews joined the meeting at 9:20 a.m.

Brief discussions ensued after each presentation regarding project specifics.

Ms. Jaclyn Smith and Dr. Ana Puszkin-Chevlin joined the meeting at 9:32 a.m.

Ms. Jaclyn Smith left the meeting at 10:51 a.m.

The Committee took a short break, the meeting resumed at 11:08 a.m.

The Committee took a recess for lunch at 11:37 a.m. and resumed at 12:00 p.m.

The Committee ranked the TAP presentations as follows:

	Heather Tribou City of WPB	Anie Delgado City of Boca Raton	Olga Prieto Village of Wellington	Michael Owens PBC School District	Ana Puszkin Chevin City of Delray Beach	Bob Sabin Boca Raton Bicycle Club	Jean Matthews PBC Parks and Rec	Sally Channon PBC ERM	Cornelia Wantz PBC Engineering	Gary Dunmyer City of Boynton Beach	Michael Howe PBC Planning	Jacquelyn Smith Town of Jupiter		
Applicant	Project Ranking	Project Ranking	Project Ranking	Project Ranking	Project Ranking	Project Ranking	Project Ranking	Project Ranking	Project Ranking	Project Ranking	Project Ranking	Project Ranking	Ranking Totals	Final Rankings
Boca Raton	3	1	4	4	5	2	6	4	5	7	6	N/A	47	4
Delray Beach	8	8	8	7	6	7	8	6	6	8	8	N/A	80	8
Greenacres	4	3	3	3	3	6	3	3	4	5	1	N/A	38	3
PBC Engineering	6	7	6	8	8	4	4	7	3	4	5	N/A	62	6
Palm Tran	2	4	1	2	2	3	1	1	8	1	2	N/A	27	2
Westgate CRA	7	6	5	5	4	5	5	8	7	3	3	N/A	58	5
Wellington	5	5	7	6	7	8	7	5	1	6	7	N/A	64	7
West Palm Beach	1	2	2	1	1	1	2	2	2	2	4	N/A	20	1

Mr. Alexander Barr left the meeting at 1:16 p.m.

4. ADMINISTRATIVE ITEMS

4.A. Member Comments

There was discussion amongst members regarding the application submittals and package completion.

4.B. Next Meeting - May 3, 2018

4.C. Motion to Adjourn

There being no further business the meeting was adjourned at 2:01 p.m.

This signature is to attest that the undersigned is the Chair, or a designated nominee, of the Bicycle, Trailways, and Pedestrian Advisory Committee and that information provided herein is the true and correct Minutes for the **April** meeting of the Bicycle, Trailways, and Pedestrian Advisory Committee, dated this _____ day of _____, 2018.

Chair

EXHIBIT ABicycle, Trailways and Pedestrian Advisory Committee
Attendance Record: 2017 - 2018

REPRESENTATIVE/Alternate Agency Name	May '17	Jun '17	Jul '17	Aug '17	Sep '17	Oct '17	Nov '17	Dec '17	Jan '18	Feb '18	Mar '18	Apr '18
SALLY CHANNON/Lee Lietzke PBC - ERM	P	P	Alt		P	P		P		P	P	P
ANIE DELGADO City of Boca Raton	P	P	P		*P	P		P		P	P	P
GARY DUNMYER/Debbie Majors City of Boynton Beach	***p	P	P		E	P		P		P	P	P
MICHAEL HOWE/David Wiloch PBC - Planning Division	Alt	Alt	P		E	Alt		P		P	P	P
JEAN MATTHEWS PBC - Parks and Recreation	P	P	P		E	E		P		P	A	P
MICHAEL OWENS/Joyell Shaw School District of Palm Beach County	P	P	P		E	P		P		P	P	P
BOGDAN PIORKOWSKI/Neil Wantz PBC Engineering - Traffic Division	E	Alt	Alt		E	Alt		E		Alt	Alt	Alt
OLGA PRIETO/J. Phillip Higbee Village of Wellington	P	A	P		E	P		P		A	Alt	P
BOB SABIN/Alan Friedberg Boca Raton Bicycle Club	P	P	E		P	P		P		P	A	P
*HEATHER TRIBOU City of West Palm Beach	P	P	P		P	P		P		P	P	P
VACANT/Ana Puszkina-Chevin City of Delray Beach	P	E	P		E	Alt		Alt		Alt	A	P
VACANT/Jacquelyn Smith Town of Jupiter	Alt	Alt	A		E	A		E		A	A	P
ALEXANDER BARR/Lisa Maack NON-VOTING ADVISORY MEMBER Florida Department of Transportation	-	-	-		-	*** P		P		P	P	P

*2018 Chair **2018 Vice-Chair

P = Member Present Alt = Alternate Present

E = Excused Absence

A = Absent/No Attendance - = Member not assigned

***New Appointment

Shaded Column - Meeting not held

OTHERS PRESENT

Andrew Meyer
Richard Hartman
Missie Barlette
Kara Irwin-Ferris
Motasem Al-Turk
Nick Uhren
Renee Cross
Tim Verbeke
Andrew Uhler
Malissa Booth
Margarita Pierce
Alexa Sanabria
Steve Anderson
Denise Pennell
Elizee Michel

REPRESENTING

City of Boca Raton
City of Delray Beach
City of Delray Beach
City of Greenacres
Palm Beach County Engineering
Palm Beach Transportation Planning Agency
Palm Beach Transportation Planning Agency
Palm Beach Transportation Planning Agency
Palm Beach Transportation Planning Agency
Palm Beach Transportation Planning Agency
Palm Beach Transportation Planning Agency
Palm Tran
Westgate CRA
Westgate CRA



PALM BEACH Transportation Planning Agency

UNIFIED PLANNING WORK PROGRAM FY 2019 & FY 2020

Adopted May 17, 2018

Susan Haynie, TPA Chair

CFDA Numbers

20.205 - Highway Planning and Construction
20.505 - Federal Transit Technical Studies Grant
(Metropolitan Planning)

FAP No. 0097(056)

FM (FPN) No. 439325-2-14-01

FM (FPN) No. 413735-2-14-01

This report was prepared in cooperation with our funding partners including United States Department of Transportation Federal Highway Administration, Federal Transit Administration, Florida Department of Transportation, Florida Commission on Transportation Disadvantaged, Palm Beach County and in coordination with other participating governments.

Public participation is solicited without regard to race, color, national origin, age, sex, religion, disability or family status. Persons who require special accommodations under the American with Disabilities Act or translation services, free of charge, or for complaints, questions or concerns about civil rights, please contact: Malissa Booth at 561-684-4143 or email MBooth@PalmBeachTPA.org. Hearing impaired individuals are requested to telephone the Florida Relay System at #711.



Florida Department of Transportation

RICK SCOTT
GOVERNOR

605 Suwannee Street
Tallahassee, FL 32399-0450

MIKE DEW
SECRETARY

Cost Analysis Certification

Palm Beach TPA

Unified Planning Work Program - FY 2019 & FY 2020

Adopted 5/17/2018

I hereby certify that the cost for each line item budget category has been evaluated and determined to be allowable, reasonable, and necessary, as required by [Section 216.3475, F.S.](#). Documentation is on file evidencing the methodology used and the conclusions reached.

Yanique Kelly

Name:

Planning Specialist, District Four

Title & District

Signature

Date

www.fdot.gov

Executive Summary

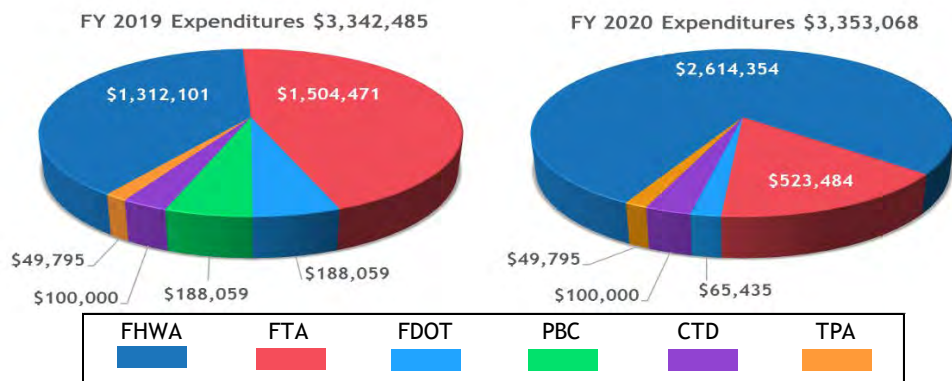
The Palm Beach Metropolitan Planning Organization doing business as the Palm Beach Transportation Planning Agency (TPA) is responsible for coordinating the transportation planning activities in Palm Beach County for both the incorporated and unincorporated areas. The TPA is part of a larger South Florida urbanized area referred to as the Miami FL Urbanized Area (UZA) that includes the Miami-Dade Transportation Planning Organization (TPO) and the Broward Metropolitan Planning Organization (MPO).

The TPA's foundation for the transportation planning process is based largely on the development of a Long Range Transportation Plan (LRTP) that is updated every five years. The LRTP seeks to accommodate projected transportation demands by allocating anticipated revenues to projects and programs as guided by community values. The LRTP is implemented through adoption of a five-year Transportation Improvement Program (TIP) that is updated annually. The TIP allocates funds to projects by Fiscal Year (FY). The TPA Governing Board adopted the current LRTP on October 16, 2014 and the FY 2018-2022 TIP on June 15, 2017.

The Unified Planning Work Program (UPWP) is a statement of work identifying the planning activities to be carried out by the TPA and other agencies. The plan is guided by the vision set forth in the LRTP as well as federal and state Planning Emphasis Areas (PEAs). The UPWP includes a description of the planning work and resulting products, responsible agencies, schedules, cost and sources of funds for the two-year period. Throughout the document FY 19 refers to the period from July 1, 2018 to June 30, 2019 and FY 20 refers to the period from July 1, 2019 to June 30, 2020.

The TPA receives a majority of planning funds through grants from the Federal Highway Administration (FHWA) and the Federal Transit Administration (FTA). FHWA funds are for surface transportation planning activities and require an 18.07% non-cash match which is provided by the Florida Department of Transportation (FDOT) in the form of toll revenue expenditures. The funds are used to supplement TPA planning activities through FDOT planning activities. FTA funds are designated for transit planning activities and require a 20% match, of which FDOT will contribute a 10% cash match. In FY 19 Palm Beach County will contribute the remaining 10% cash match and in FY 2020, the 10% match will be an in-kind (soft) match from TPA Governing Board and committee activities. The Florida Commission for Transportation Disadvantaged (CTD) provides funding for the TPA to plan transit service for the transportation disadvantaged. FHWA and FTA planning grant funds not expended in prior fiscal years are carried forward into the current fiscal year. The TPA also has local funds for non-reimbursable activities and expenses.

The projected expenditures by funding source for FY 2019 and FY 2020 are shown below. Note that the TPA receives approximately \$1.8M in recurring grant funds but that funds carried forward from previous fiscal years allow for higher expenditure amounts.



1. FDOT funds shown do not include 18.07% non-cash (soft) match to FHWA funds
2. Funds shown in FY 2020 do not include required 10% non-cash (soft) match to FTA funds.

Table of Contents

Introduction	5
Planning Area	7
Planning Priorities, Emphasis Areas and Factors:	8
Public Participation Process	10
Organization and Management	11
Required Certifications and Policies	12
Work Program.....	13
Task 1 - Engage the Public.....	14
Task 2 - Plan the System	16
Task 3 - Prioritize Funding.....	19
Task 4 - Implement Projects.....	21
Task 5 - Collaborate with Partners	23
Task 6 - Administer the Agency	25
Task 7 - Agency Expenditures with Local Funds	27
Summary Budget Tables	28
Fiscal Year 2019 Agency Participation and Funding Sources by Task.....	28
Fiscal Year 2020 Agency Participation and Funding Sources by Task.....	29
Multi-Year Business Plan	30
Appendices	31
Appendix A - Glossary	31
Appendix B - Map of Miami Urbanized Area	32
Appendix C - UPWP Certifications, Assurances and Policies	33
Appendix D - FDOT D-4 Planning Activities.....	39
Appendix E - FTA Planning Grant Application.....	43

Introduction

The Unified Planning Work Program (UPWP) identifies the Palm Beach Transportation Planning Agency's (TPA) transportation planning activities for the two-year period starting July 1, 2018 through June 30, 2020, using the state of Florida's fiscal year (FY) timeframes. The UPWP is guided by the vision set forth in the adopted TPA's Long Range Transportation Plan (LRTP) and includes a description of planning work and resulting products, responsible agencies, schedules, cost and sources of funds. The development of the UPWP included a "call for ideas" on work activities from stakeholders, partners and citizens through the TPA's advisory committees.

The purpose of the TPA is to provide for a Continuing, Comprehensive, and Cooperative (3-C) transportation planning process. Planning tasks are conducted in compliance with Title 23, Sections 134 (Metropolitan Transportation Planning) and Section 135 (Statewide Transportation Planning) and Title 49 Chapter 53 (Public Transportation). All eligible expenses will be reimbursed on an actual cost basis and therefore an indirect rate will not be utilized. The TPA is in an air quality attainment area and does not anticipate completing any non-attainment planning activities.

Florida Department of Transportation (FDOT) provides a non-cash (soft) match for the Federal Highway Administration (FHWA) funds. The "soft match" amount being utilized to match the FHWA funding in the UPWP is 18.07% of FHWA program funds for a total of \$829,028 through the use of toll revenue expenditures. The planning activities performed by FDOT with the soft match funds are shown in Appendix D.

The Federal Transit Administration (FTA) grant provides funding for transit related planning activities at 80% and are matched by FDOT and Palm Beach County (PBC) at 10% each in FY 2019. In FY 2020 the 10% PBC match will be replaced with an in-kind (soft) match from the TPA Governing Board and committee activities. The TPA also receives funding from the State of Florida Commission on Transportation Disadvantaged (CTD) to implement transportation disadvantaged planning activities.

Continuing

TPA planning activities are ongoing and continuous from previous efforts. The status of on-going planning activities is highlighted below.

- The TPA performs continuing public engagement activities;
- The current LRTP was adopted by the TPA in October of 2014. The TPA monitors and updates the LRTP in coordination with participating agencies, FDOT, the Broward Metropolitan Planning Organization (MPO) and Miami-Dade Transportation Planning Organization (TPO) and the South Florida Regional Transportation Authority (SFRTA);
- The TPA assists local governments in planning transit services and establishing appropriate service levels for projected populations;
- The TPA coordinates with Palm Tran and SFRTA for updates to their Transit Development Plans (TDP) in order to select projects for inclusion in the Transportation Improvement Program (TIP);
- The TPA continuously monitors congestion levels on the transportation system and identifies potential projects and strategies for reducing congestion at bottleneck locations;
- The TPA reviews the Strategic Intermodal System (SIS) cost feasible plan for consistency and potential inclusion in the TPA's LRTP and TIP;

- The TPA uses the Efficient Transportation Decision Making (ETDM), Electronic Review Comments (ERC) and Multimodal Checklist processes developed by FDOT to review projects on state facilities and provides comments.

Comprehensive

The planning activities of the TPA are comprehensive in addressing all modes of transportation and work tasks have been identified to plan roadways, reduce congestion, optimize public transit, increase non-motorized transportation options and provide for efficient freight movement.

Cooperative

The TPA cooperates with many participating agencies within Palm Beach County and on a regional and statewide level to assure seamless transportation within PBC, the region and interregional travel. The following are a list of agencies that the TPA interacts with throughout the year:

Broward Metropolitan Planning Organization
 Federal Highway Administration
 Federal Transit Administration
 Florida Commission on Transportation Disadvantaged
 Florida Department of Environmental Protection
 Florida Department of Transportation
 Florida Metropolitan Planning Organization Advisory Council
 Indian River County Metropolitan Planning Organization
 Martin County Metropolitan Planning Organization
 Miami-Dade Transportation Planning Organization
 Palm Beach County Department of Airports
 Palm Beach County Department of Environmental Resource Management
 Palm Beach County Engineering Department
 Palm Beach County Health Department
 Palm Beach County Municipalities
 Palm Beach County Parks and Recreation Department
 Palm Beach County Planning Division
 Palm Beach County School District
 Palm Tran
 Port of Palm Beach District
 Treasure Coast Regional Planning Council
 South Florida Regional Planning Council
 South Florida Regional Transportation Authority
 Southeast Florida Transportation Council
 St. Lucie Transportation Planning Organization

Planning Area

The TPA is part of the Miami FL UZA/TMA with the primary planning area being the whole of Palm Beach County as identified in Figure 1. For context, a map of the entire Miami UZA/TMA is included in Appendix B.



Figure 1 - Palm Beach TPA Planning Area

Planning Priorities, Emphasis Areas and Factors:

The prime objective of the UPWP is to aid in the development and maintenance of a coordinated transportation system plan. The UPWP is further designed to produce required work products to serve several purposes:

- To aid federal and FDOT modal agencies in reviewing, monitoring and evaluating the transportation planning process in metropolitan areas;
- To aid in advancing multimodal transportation planning on a regional and system wide level;
- To develop performance measures to guide transportation decision making and evaluate transportation system performance outcomes;
- To improve the effectiveness of transportation decision making by guiding various jurisdictions in their individual planning efforts to ensure the efficient use of resources; and
- To develop a regional approach to transportation planning to help guide the various transportation planning participants to ensure that an integrated transportation analysis is accomplished.

To facilitate this end, the TPA has identified the following planning goals:

- Prioritize a safe and convenient non-motorized transportation network
- Provide an efficient and reliable motorized vehicle system
- Prioritize an efficient and interconnected transit system
- Maximize the efficient movement of freight through the region
- Preserve and enhance social and environmental resources

In addition, FDOT and the federal government have issued Planning Emphasis Areas (PEAs). Figure 2 provides a matrix of how the PEAs are reflected in TPA's UPWP work activities. The PEAs include:

FDOT Planning Emphasis Areas:

- Rural Transportation Planning - MAP-21 defined the structure and responsibilities of designated regional transportation planning organizations in federal regulations for the first time. Florida Statutes include several provisions that require coordination with local governments including those in rural areas. Some rural communities in Florida face significant development pressures and need transportation investments to handle growing populations and economic activities. Others simply struggle to maintain their existing transportation system and with providing services to a spread-out community. MPOs are encouraged to plan for and coordinate with rural governmental entities both within their planning boundaries as well as those areas outside of the current boundaries that are impacted by transportation movements between regions.
- Transportation Performance Measures - FHWA has finalized six interrelated performance rules to implement the transportation performance measures framework established by MAP-21 and the FAST Act. Collectively, the rules address challenges facing the transportation system, including: improving safety, maintaining the condition of the infrastructure, reducing traffic congestions, improving the efficiency of the system and freight movement, protecting the environment, and reducing delays in project delivery. The rules established national performance measures. State DOTs and the TPAs must establish targets for each measure. Planning documents will identify the strategies and investments used to reach the targets. Progress towards meeting the targets will be reported through new and existing mechanisms.
- ACES (Automated/Connected/Electric/Shared-use) Vehicles - According to FHWA, "Transportation is in the midst of disruptive change from new technologies (automated and connected vehicles); new institutions (shared mobility firms); and changing attitudes

(reduced car ownership). Across the nation, transportation planners are under pressure to develop performance-oriented policies, plans, and investment decisions that consider an increasingly complex transportation landscape. In the process, planners need to consider, but cannot yet reliably predict, the potential impact of disruptive and transformational Connected Vehicle (CV) and Automated Vehicle (AV) technologies on safety, vehicle ownership, road capacity, VMT, land-use, roadway design, future investment demands, and economic development, among others. While some forms of CV and AV are already being deployed across the United States, significant unknowns exist regarding the rate of technology adoption, which types of technologies will prevail in the marketplace, the interaction between CV/AV vehicles and various forms of shared mobility services, and the impacts of interim and widespread levels of CV/ AV usage.”

Federal Highway and Federal Transit Administration PEAs:

- Implementation of the Fixing America’s Surface Transportation (FAST) Act - Coordinate with FHWA, FTA and FDOT on implementation as policy and regulations are developed.
- Regional Models of Cooperation - An enhanced process for effective communication used by state DOTs, MPOs and transit authorities can result in improved collaboration, policy implementation, and use of technology and performance management. Using these Regional Models of Cooperation requires thinking beyond traditional borders and brings together many entities to support common goals on transportation planning topics such as congestion management, safety, freight, livability and commerce. The Palm Beach TPA adopted an interlocal agreement to participate in the SEFTC in 2006. FHWA recognized SEFTC as a [national example](#) of a regional model for policy coordination and communication to carry out regional initiatives.
- Ladders of Opportunity/Access to Essential Services - Identify transportation connectivity gaps in accessing essential services. Essential services include employment, health care, schools/education, and recreation.

UPWP Work Task	<div> <div>Rural Planning</div> <div>Performance Measures</div> <div>AV/CV/Electric/Shared Vehicles</div> <div>FAST Act Implementation</div> <div>Regional Cooperation</div> <div>Ladders of Opportunity</div> </div>					
	State PEAs			Federal PEAs		
1. Engage the Public	•	•	•	•	•	•
2. Plan the System	•	•	•	•	•	•
3. Prioritize Funding	•	•	•	•	•	•
4. Improve the Experience	•	•	•	•	•	•
5. Collaborate with Partners	•	•	•	•	•	•
6. Administer the Agency	•	•	•	•	•	•
7. Local Fund Expenditures					•	•

Figure 2 - Planning Emphasis Areas Matrix

Federal Planning Factors:

Finally, the FAST Act identified 10 planning factors to be considered by the TPA in developing the tasks and activities of the UPWP. These factors are to:

1. Support the economic vitality of the metropolitan area, especially by enabling global competitiveness, productivity, and efficiency;
2. Increase the safety of the transportation system for motorized and non-motorized users;
3. Increase the security of the transportation system for motorized and non-motorized users;
4. Increase the accessibility and mobility of people and for freight;
5. Protect and enhance the environment, promote energy conservation, improve quality of life, and promote consistency between transportation improvements and state and local planned growth and economic development patterns;
6. Enhance the integration and connectivity of the transportation system, across and between modes for people and freight;
7. Promote efficient system management and operation;
8. Emphasize the preservation of the existing transportation system;
9. Improve the resiliency and reliability of the transportation system and reduce or mitigate storm water impacts of surface transportation; and
10. Enhance travel and tourism.

Figure 3 below shows a matrix of how the 10 Federal Planning Factors are integrated into the UPWP work tasks.

UPWP Work Task	1	2	3	4	5	6	7	8	9	10
1. Engage the Public	•	•	•	•	•	•	•	•	•	•
2. Plan the System	•	•	•	•	•	•	•	•	•	•
3. Prioritize Funding	•	•	•	•	•	•	•	•	•	•
4. Improve the Experience	•	•	•	•	•	•	•	•	•	•
5. Collaborate with Partners	•	•	•	•	•	•	•	•	•	•
6. Administer the Agency	•	•	•	•	•	•	•	•	•	•
7. Local Fund Expenditures										

Figure 3 - Federal Planning Factors Matrix

Public Participation Process

The TPA continues to prioritize an increased emphasis on public engagement to promote greater awareness of TPA functions and increase information and analysis of TPA projects and programs. The TPA presents at many public meetings and provides additional information on the TPA website (www.PalmBeachTPA.org).

The TPA conducted a major update of its Public Participation Plan (PPP) in 2017. The PPP guides the process to provide complete information, timely public notice, full public access to key decisions, and support for early and continued involvement.

The UPWP was developed in cooperation with federal, state and regional transportation agencies, county departments and local municipalities and input from the public during the ongoing transportation planning process.

Organization and Management

The TPA's Governing Board consists of twenty-one (21) members: five (5) county commissioners, fifteen (15) elected officials from thirteen (13) largest municipalities and (1) commissioner from the Port of Palm Beach. The TPA Governing Board is responsible for providing overall policy and direction for transportation planning and serves as the coordination mechanism with various state agencies for transportation and land use plans.

The TPA [By-Laws](#) facilitate efficient conduct by the Palm Beach TPA Governing Board as it leads in the planning, prioritizing and funding the transportation system for Palm Beach County. The TPA Governing Board also coordinates with all MPO's in the state through the Florida Metropolitan Planning Organization Advisory Council (MPOAC) and its committees. The MPOAC is composed of an elected official and staff director from each MPO in the state and serves as a forum to discuss transportation issues and provide advice and input into FDOT plans and programs. Interaction with the local municipalities occurs through the TPA Governing Board, advisory committees as well as through comprehensive planning activities.

In performing these functions, the TPA Governing Board is served by three advisory committees. FDOT has non-voting members on the TPA Governing Board and advisory committees.

- Technical Advisory Committee (TAC) - Comprised of representatives with technical expertise in transportation from state, county and municipal departments who are involved in transportation planning and engineering.
- Citizens Advisory Committee (CAC) - Comprised of citizens reflecting a broad cross-section of local residents including minorities, elderly, and handicapped individuals with an interest in the development of a safe, efficient and cost-effective transportation system.
- Bicycle Trailways Pedestrian Advisory Committee (BTPAC) - The BTPAC is comprised of county and municipal planners; school district; health department; law enforcement; and bicycle advocacy groups selected from a variety of disciplines in order to address the comprehensive effort in implementing bicycle, greenway and pedestrian infrastructure and initiatives.

The TPA Governing Board is the Designated Official Planning Agency for the PBC Transportation Disadvantaged program. The Local Coordinating Board is an advisory body to the Florida Commission on Transportation Disadvantaged and identifies local service needs and provides information, advice and direction to the PBC Community Transportation Coordinator (CTC) on coordination of services to be provided to the transportation disadvantaged through the Florida Coordinated Transportation System.

The TPA Governing Board is also a member of the Southeast Florida Transportation Council (SEFTC), overseeing regional transportation planning activities for the Palm Beach TPA, Broward MPO and the Miami-Dade TPO in Southeast Florida.

The TPA has executed the required agreements to facilitate the transportation planning process. A list and execution status of these agreements follows.

- MPO Interlocal Agreement - October 13, 2015 (creates the TPA to reflect membership apportionment)
- MPO Staff Services Agreement as amended - March 12, 2013 (provides staff for carrying out TPA activities)
- MPO Agreement - July 1, 2016 through June 30, 2018 (provides FHWA funding)

- Public Transportation Joint Participation Agreement (JPA) - October 1, 2015 (provides for FTA Section 5305d funding) The annual application and certifications and assurances are included in Exhibit E.
- Transportation Disadvantaged (TD) Planning Grant - July 22, 2017 (provides state planning funds to coordinate the Transportation Disadvantaged Service)
- Intergovernmental Coordination and Review and Public Transportation Coordination Joint Participation Agreement - April 21, 2008 (coordination of multimodal transportation planning and comprehensive plans)
- Southeast Florida Transportation Council (SEFTC) Interlocal Agreement as amended - January 9, 2006 (for regional transportation planning and coordination in South Florida)

Required Certifications and Policies

In response to relevant laws and regulations governing the use of federal and state grants, the TPA has included a certification concerning the use of these funds for lobbying purposes. No federal or state funds are used for lobbying.

It is a requirement for the TPA to include an assurance that federal funds are not being used for procurement from persons who have been debarred or suspended, in accordance with the provisions of 49 Code of Federal Regulations Part 29, subparts A through E.

It is a requirement for TPAs to include a policy that the TPA will provide an opportunity for disadvantaged business enterprises to participate in the performance of transportation planning contracts.

The TPA is required to adopt and maintain a Title VI - Nondiscrimination Policy and program to assure the Florida Department of Transportation that no person shall on the basis of race, color, national origin, sex, age, disability, family or religious status, as provided by Title VI of the Civil Rights Act of 1964, the Civil Rights Restoration Act of 1987 and the Florida Civil Rights Act of 1992 be excluded from participation in, be denied the benefits of, or be otherwise subjected to discrimination or retaliation under any program or activity.

The certifications, assurances and policy statements are included in Appendix C.

Work Program

The Work Program consists of tasks required to carry out the 3-C (continuing, comprehensive and coordinated) transportation planning process. This plan was developed utilizing the following as a framework.



Annual and multi-year activities, deliverables and estimated completion dates are identified within each task. Each task is budgeted individually with funding amounts identified by source.

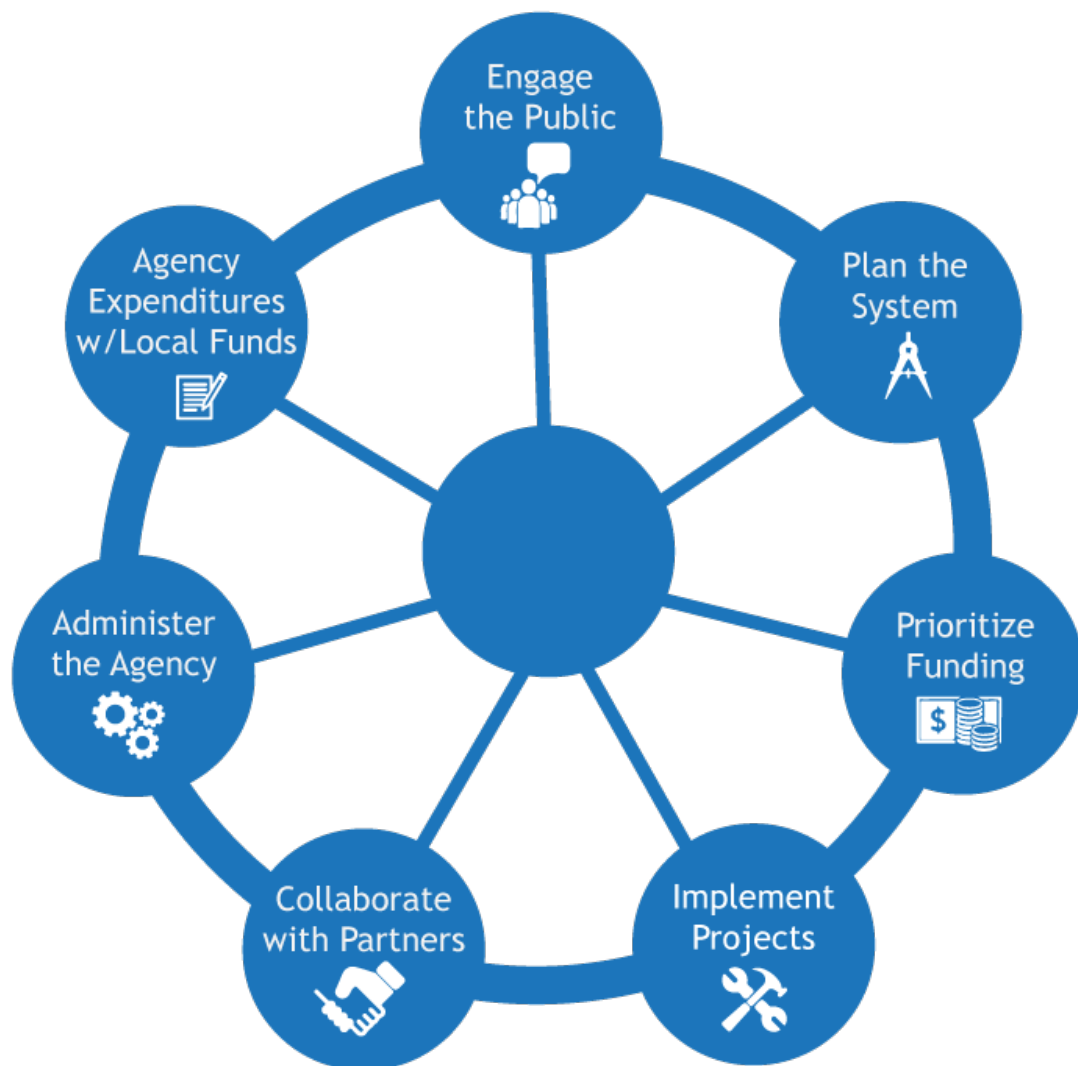


Figure 4 - Work Program Tasks

Task 1 - Engage the Public

Purpose

The TPA's goal for public participation is to enable and encourage public awareness and input into the transportation planning and project prioritization process.

Previous Work

TPA staff conducted a tour of the new train station in West Palm Beach for TPA Governing Board members and others to see firsthand what the new commuter train service would be like. Staff participated in the "Bike Valet" at the SunFest event in West Palm Beach to distribute safety information and receive input on TPA planning activities.

Public Participation Plan (PPP) - Staff conducted a major update of the PPP that is user-friendly, visually appealing and up-to-date with the latest regulations. It includes measurable targets for monitoring the effectiveness of strategies in meeting program objectives. Included were updates to the Limited English Proficiency (LEP) Plan and the Title VI/ADA Non-Discrimination Plan.

Bicycle and Pedestrian Safety Campaign - As a continuation of the Pedestrian and Bicycle Safety Study, the TPA partnered with local agencies to conduct a Safety Outreach Campaign at the intersection of Military Trail and Forest Hill Boulevard. This intersection is the highest crash location for pedestrians and cyclists. A team of volunteers from the TPA, FDOT, City of Palm Springs Police Department, School District and Department of Health talked to local citizens, encouraged them to use crosswalks, use bike lights, and collected comments on possible intersection improvements.

On-going activities included email distribution of news and documents, printing and distribution of informational materials, website and social media maintenance and updates, disadvantaged business enterprise (DBE) and Title VI monitoring.

Task 1 Activities for Fiscal Years 2019 and 2020

Activity		Deliverable(s)	Completion Date
A	Encourage public participation at TPA Board and advisory committee meetings	Public Involvement Activity Report	Monthly
B	Present information and seek input from local governments, chambers of commerce, civic organizations, neighborhood associations, etc.	List of presentations	Quarterly
C	Distribute concise and relevant TPA information electronically	Emails	Twice monthly
D	Expand the social media outreach to solicit input into TPA plans	At least five postings	Weekly
E	Track performance measures and targets for public outreach	Annual Report Card	July 2018 & July 2019
F	Advertise the LRTP, TIP, etc. in accordance with federal regulations, state guidelines and the PPP	Advertisements	As required

Activity		Deliverable(s)	Completion Date
G	Conduct training / educational events	Training event	As needed
H	Create electronic surveys and interactive electronic data collection tool for public input	Surveys and data collection tool	July 2019
I	Monitor and update the website with current events, meeting agendas, reports, etc.	Updated website	Ongoing
J	Monitor Disadvantaged Business Enterprise (DBE) participation and report payments	Monitoring report	As required
K	Prepare outreach materials for various planning initiatives (i.e. videos, print material, etc.) including alternate formats upon request	Targeted outreach materials	As needed
L	Participate and coordinate with SEFTC and partner agencies for regional public participation	Meeting attendance	As needed
M	Monitor countywide statistical data (race, color, national origin, sex, age, disability) of participants and beneficiaries of the TPA programs and activities	Data summaries	Annually
N	Attend Title VI, ADA and public involvement training	Completed training	Annually
O	Monitor ADA and Title VI compliance and process all complaints	Monitoring report	Annually

Responsible Agency: Palm Beach Transportation Planning Agency

Participating Agencies: FHWA, FDOT, BMPO, MDTPO, TCRPC, SEFTC, School District

Budget for Fiscal Years 2019 and 2020

Task 1 Engage the Public

FY 2019						
BUDGET CATEGORY	FHWA PL	FDOT 18.07% Soft Match to FHWA	FTA 5305d	FDOT 10% Cash Match to FTA	Local 10% Cash Match to FTA	TOTAL
Personnel & Benefits	\$ 108,733	\$ 21,831	\$ 53,314	\$ 6,664	\$ 6,664	\$ 175,375
Consultant Services	\$ 15,000	\$ 3,012				\$ 15,000
TOTAL EXPENDITURE	\$ 123,733	\$ 24,843	\$ 53,314	\$ 6,664	\$ 6,664	\$ 190,375

FY 2020						
BUDGET CATEGORY	FHWA PL	FDOT 18.07% Soft Match to FHWA	FTA 5305d	FDOT 10% Cash Match to FTA	10% Soft Match to FTA	TOTAL
Personnel & Benefits	\$ 152,571	\$ 30,633	\$ 83,122	\$ 10,390	\$ 10,390	\$ 246,083
Consultant Services	\$ 15,000	\$ 3,012				\$ 15,000
TOTAL EXPENDITURE	\$ 167,571	\$ 33,645	\$ 83,122	\$ 10,390	\$ 10,390	\$ 261,083

Task 2 - Plan the System

Purpose

Plan for a safe, efficient, connected multimodal transportation system for all users. To provide the necessary data and analysis tools in order to support and perform the multi-modal planning processes for the TPA region, including:

- Planning and evaluation for all modes and services including pedestrian, bicycle, transit, freight, automobile, airport, seaport, intermodal and non-emergency transportation services, and evaluate CV/AV impacts
- Providing technical support to coordinate land use with the transportation system

Previous Work

US-1 Multimodal Corridor Study & Health Impact Assessment - The TPA conducted a 42-mile multimodal corridor study that includes a Health Impact Assessment. The US-1 corridor crosses 14 communities in Palm Beach County and aims to create a unified vision and implementable plans for continuous sidewalks, bicycle lanes and enhanced transit service.

Pedestrian and Bicycle Safety Study - The TPA developed a study that analyzes five years of pedestrian and bicyclist crash data in Palm Beach County. Crash heat maps for each mode helped define the 10 most dangerous intersections and corridors. Other deliverables of this effort include safety targets including ongoing educational and enforcement opportunities, and performance measures to track progress. Consistent with adopted Complete Streets policy, the overall vision is zero deaths and fatalities.

Community Profile Maps - The TPA has developed a series of maps for each municipality with representation on the TPA Governing Board that offers a snapshot of the existing transportation network within each city limit. The map series contains a demographic overview, roadway ownership, sidewalk inventory, bicycle suitability of on-road facilities, Palm Tran average monthly stop activity and stop amenities, roadway lanes, and Transportation Improvement Program (TIP) projects.

The TPA provided support in the development of version 8.0 of the Southeast Regional Planning Model (SERPM). The TPA participated in SEFTC Transportation System Management and Operations (TSM&O) Subcommittee activities.

Task 2 Activities for Fiscal Years 2019 and 2020

Activity		Deliverable(s)	Completion Date
A	Update the Long Range Transportation Plan (LRTP) for the year 2045 and process amendments to the adopted LRTP as needed	Adopted LRTP Amendments	October 2019 As needed
B	Plan the fixed route transit system, including TDP updates for Palm Tran and SFRTA, Tri-Rail service expansions, transit amenities and security, evaluation of access to transit, analysis of rail crossing safety and quiet zone eligibility	TDP Minor Update Quiet Zones	Annually TBD

Activity		Deliverable(s)	Completion Date
C	Plan the Transportation Disadvantaged (TD) Paratransit system, including TD System Plan updates, CTC evaluations, LCB meeting coordination	TDSP Update CTC Evaluation LCB Meetings	Annually Annually Quarterly
D	Plan the non-motorized transportation system, including: updates to the bike master plan, protected bicycle network plan, bikeshare plan, bicycle pedestrian count program	Bike Plans Bike/Ped. count program	June 2019 June 2019
E	Create Vision Zero Action plan	Completed Plan	February 2019
F	Assist local governments with preparation of Complete streets community plans and studies	Community plans	As requested
G	Conduct corridor studies to evaluate safety and identify complete street infrastructure investment opportunities and health impact assessments	Corridor studies	As needed
H	Update the freight system plan, including the regional plan, participate on committees, coordinate with stakeholders	Freight Plan GIS datasets	As needed Ongoing
I	Collect and analyze population and employment data, vehicular traffic, non-motorized activity, transit ridership data and intermodal freight statistics, maintain GIS datasets, subscribe to ESRI software	Data collected and updated GIS datasets	Ongoing
J	Investigate automation of data collection processes related to traffic volumes, speeds, travel time and origin-destination pairs	Automated data collection process	July 2019
K	Plan for and coordinate with the Glades communities on freight, bike/ped. and commuter movements	Coordination	Ongoing

Responsible Agencies: Palm Beach Transportation Planning Agency

Participating Agencies: FDOT, FHWA, SEFTC, SFRTA, SFRPC, TCRPC, Broward MPO, Miami-Dade TPO, Freight Industry, FDEP, PBC, PBCSD, PBCHD, Local Municipalities, Northern and Western MPOs/TPO, Palm Tran

Budget for Fiscal Years 2019 and 2020

Task 2 Plan the System

FY 2019							
BUDGET CATEGORY	FHWAP L	FDOT 18.07% Soft Match to FHWA	FTA 5305d	FDOT 10% Cash Match to FTA	Local 10% Cash Match to FTA	CTD	TOTAL
Personnel & Benefits	\$ 130,577	\$ 26,217	\$ 64,025	\$ 8,003	\$ 8,003	\$ 49,795	\$ 260,403
Consultant Services ¹	\$ 175,000	\$ 35,136	\$ 480,000	\$ 60,000	\$ 60,000		\$ 775,000
Direct Expenses - Software Licensing	\$ 44,600	\$ 8,955					\$ 44,600
TOTAL EXPENDITURE	\$ 350,177	\$ 70,308	\$ 544,025	\$ 68,003	\$ 68,003	\$ 49,795	\$ 1,080,003

FY 2020							
BUDGET CATEGORY	FHWAP L	FDOT 18.07% Soft Match to FHWA	FTA 5305d	FDOT 10% Cash Match to FTA	10% Soft Match to FTA	CTD	TOTAL
Personnel & Benefits	\$ 149,603	\$ 30,037	\$ 81,505	\$ 10,188	\$ 10,188	\$ 49,795	\$ 291,091
Consultant Services	\$ 673,970	\$ 135,318					\$ 673,970
Direct Expenses - Software Licensing	\$ 44,600	\$ 8,955					\$ 44,600
TOTAL EXPENDITURE	\$ 868,173	\$ 174,310	\$ 81,505	\$ 10,188	\$ 10,188	\$ 49,795	\$ 1,009,661

Task 3 - Prioritize Funding

Purpose

Prioritize funding to maximize implementation of projects that support the Plan. Ensure that anticipated revenues are allocated to projects and programs in the Five-Year TIP consistent with the LRTP and according to the project priorities set forth by the TPA Governing Board.

Previous Work

The TPA coordinated annually with FDOT on development of the Tentative Work Program and adoption of the TPA's Transportation Improvement Program (TIP) and processing of TIP amendments, as necessary. An interactive map of major projects was also developed for display on the website.

The TPA identified major projects from the LRTP to be advanced for funding in the TIP, developed and administered a prioritization process for projects to be funded via the Local Initiatives Program established by the LRTP, administered the Transportation Alternatives Program, participated in project implementation through review comments entered in the ERC system, and participated in Project Development & Environment (PD&E) studies associated with specific projects in the TIP.

Online TIP Mapping Tool - Staff created an on-line tool to assist the public in mapping TIP projects.

TPA staff refined the scoring system for the LI & TA programs and video recorded the training workshop to allow agencies to view it at their convenience.

TPA Governing Board created a steering committee focused on identifying new service and funding options for the Tri-Rail Extension to Northern Palm Beach County.

Task 3 Activities for Fiscal Years 2019 and 2020

Activity		Deliverable(s)	Completion Date
A	Develop an annual List of Priority Projects identifying TPA Major Projects, Local Initiative projects, and Transportation Alternative and SUNTrail and Safety Projects for funding in the TIP	Priority Project List	Annually in September
B	Administer the Local Initiatives and Transportation Alternatives annual competitive grant program, update scoring system, review applications and associated activities	TA and LI Program administration	Annually in June
C	Review FDOT Draft Work Program for consistency with the LRTP and adopted priorities of the TPA Governing Board	Review Letter	Annually in December
D	Prepare the TIP, including a project map and interactive online database, and process required TIP amendments	TIP	Annually in June
E	Prepare the annual list of projects for which Federal funds (FHWA and FTA) were obligated in the previous fiscal year	List of Federally Funded Projects	Annually in December

Activity		Deliverable(s)	Completion Date
F	Review and score FTA 5310 Program grant applications	Grant Application Review	Annually in March
G	Perform Efficient Transportation Decision making screening, environmental justice, Title VI reviews for major TPA projects	ETDM Report	As required

Responsible Agency: Palm Beach Transportation Planning Agency

Participating Agencies: FDOT, FDEP, PBC, Palm Tran, PPB, SFRTA, Local Municipalities, PBCHD

Budget for Fiscal Years 2019 and 2020

Task 3 Prioritize Funding

FY 2019						
BUDGET CATEGORY	FHWA PL	FDOT 18.07% Soft Match to FHWA	FTA 5305d	FDOT 10% Cash Match to FTA	Local 10% Cash Match to FTA	TOTAL
Personnel & Benefits	\$ 130,577	\$ 26,217	\$ 64,025	\$ 8,003	\$ 8,003	\$ 210,608
Direct Expenses			\$ 7,200	\$ 900	\$ 900	\$ 9,000
TOTAL EXPENDITURE	\$ 130,577	\$ 26,217	\$ 71,225	\$ 8,903	\$ 8,903	\$ 219,608

FY 2020						
BUDGET CATEGORY	FHWA PL	FDOT 18.07% Soft Match to FHWA	FTA 5305d	FDOT 10% Cash Match to FTA	10% Soft Match to FTA	TOTAL
Personnel & Benefits	\$ 149,603	\$ 30,037	\$ 81,505	\$ 10,188	\$ 10,188	\$ 241,296
Direct Expenses			\$ 8,000	\$ 1,000	\$ 1,000	\$ 9,000
TOTAL EXPENDITURE	\$ 149,603	\$ 30,037	\$ 89,505	\$ 11,188	\$ 11,188	\$ 250,296

Task 4 - Implement Projects

Purpose

Staff renamed this item to "Implement Projects" to focus attention on the implementation of projects and project scope details that accomplish the goals and objectives of the TPA Governing Board.

Previous Work

The TPA prepares a report card on the progress of the Congestion Management Process (CMP) that is being utilized as a feedback loop to improve the transportation system.

Complete Streets Design Guidelines - Staff and consultants worked with the Complete Streets Working Group to develop a set of guidelines tailored to assist in designing complete streets solutions on state and local roadways in Palm Beach County.

Staff continued to participate actively in the design review process for state and local projects to ensure the final outcomes are consistent with the planning objectives.

Task 4 Activities for Fiscal Years 2019 and 2020

Activity		Deliverable(s)	Completion Date
A	Monitor implementation of Long Range Transportation Plan (LRTP) projects including Transportation Alternatives and Local Initiatives	LRTP Report Card	Annually
B	Develop a TIP project management, prioritization and mapping tool	Prioritization tool	June 2020
C	Develop performance measures in compliance with Federal regulations	Adopted performance measures	October 2019
D	Update the Congestion Management Report Card to evaluate LRTP goals and objectives and identify potential projects for funding in the TIP	Activity Report	Annually
E	Provide partner agencies input on TIP projects to ensure final design and construction plans are consistent with TPA priorities	Project reviews	As needed

Responsible Agency: Palm Beach Transportation Planning Agency

Participating Agencies: FDOT, TCRPC, PBC, Local Municipalities

Budget for Fiscal Years 2019 and 2020

Task 4 Implement Projects

FY 2019						
BUDGET CATEGORY	FHWA PL	FDOT 18.07% Soft Match to FHWA	FTA 5305d	FDOT 10% Cash Match to FTA	Local 10% Cash Match to FTA	TOTAL
Personnel & Benefits	\$ 65,289	\$ 13,109	\$ 32,012	\$ 4,002	\$ 4,002	\$ 105,305
Consultant Services			\$ 36,000	\$ 4,500	\$ 4,500	\$ 45,000
TOTAL EXPENDITURE	\$ 65,289	\$ 13,109	\$ 68,012	\$ 8,502	\$ 8,502	\$ 150,305

FY 2020						
BUDGET CATEGORY	FHWA PL	FDOT 18.07% Soft Match to FHWA	FTA 5305d	FDOT 10% Cash Match to FTA	10% Soft Match to FTA	TOTAL
Personnel & Benefits	\$ 74,802	\$ 15,019	\$ 40,752	\$ 5,094	\$ 5,094	\$120,648
Consultant Services	\$ 45,000	\$ 9,035				\$45,000
TOTAL EXPENDITURE	\$ 119,802	\$ 24,054	\$ 40,752	\$ 5,094	\$ 5,094	\$ 165,648

Task 5 - Collaborate with Partners

Purpose

Work with, and provide technical assistance to, transportation partners to establish and implement policies, programs and projects consistent with the LRTP.

Previous Work

Regional Commuter Challenge - The TPA worked with FDOT and South Florida Commuter Services on a similar but regional effort that covered Miami-Dade, Broward and Palm Beach counties.

Tour of Brightline Train Station and Bicycle Tour of West Palm Beach - TPA Governing Board representatives attended a tour of the new downtown West Palm Beach Brightline train station. After the station tour, the group went on a bicycle tour of downtown.

Tactical Urbanism - TPA staff participated in a tactical urbanism workshop with the City of West Palm Beach to implement an intersection pop-up project. The TPA also joined City's Mayor and leadership staff to meet with the Miami Downtown Development Authority and learn about their Biscayne Green pop-up project to implement a similar pop-up project locally.

FHWA Road Diet Workshop - The TPA coordinated with FHWA, the Treasure Coast Regional Planning Council, and Palm Tran to organize a Road Diet Workshop for planning and engineering professionals in the region. The workshop was held in Tequesta and had over 30 participants.

Regional Safe Streets Summit - The Palm Beach TPA, Broward MPO and Miami-Dade TPO collectively hosted the 2017 Summit in Sunrise. Additionally, TPA staff worked together with our partners to organize the 2018 Regional Safe Streets Summit in the City of West Palm. The summit includes local and national Complete Streets experts and engaged elected officials, transportation agencies, residents and stakeholders across south Florida.

Through SEFTC, the TPA approved the Southeast Florida Regional Transportation Plan and the Regional Freight Plan. The regional activities include identification of regional corridors; providing technical support for expanded Tri-Rail service; coordinating regionally to adopt a prioritized Transportation Regional Incentive Program project list and coordinating with FHWA, FTA, FDOT and other stakeholders in the development and implementation of performance based planning.

Additionally, the TPA participated in statewide efforts including the FDOT Freight Mobility and Trade Investment Plan and major updates to the Florida Transportation Plan and Strategic Intermodal System Plan.

Task 5 Activities for Fiscal Years 2019 and 2020

Activity		Deliverable(s)	Completion Date
A	Update the 2045 regional transportation plan and participate in SEFTC activities including strategic scoping with SEFTC/RTTAC	Regional Plan	January 2020
B	Adopt a prioritized Transportation Regional Incentive Program (TRIP) project list through SEFTC	TRIP Priority List	Annually
C	Facilitate Ad Hoc Working Groups and establish documents to implement TPA priorities	Facilitated Working Groups	As needed

Activity		Deliverable(s)	Completion Date
D	Coordinate with local economic boards and Chambers of Commerce to identify travel and tourism infrastructure needs	Meeting attendance	Ongoing
E	Serve on partner agency committees as appropriate (e.g. SFRTA, School District, etc.)	Meeting attendance	Ongoing
F	Conduct training to facilitate implementation of new rules, regulations, processes and procedures.	Training	As needed

Responsible Agency: Palm Beach Metropolitan Planning Organization

Participating Agencies: PBC, BTPA, MDTPA, SEFTC, Local Municipalities, FDOT, TCRPC, SFRPC

Budget for Fiscal Years 2019 and 2020

Task 5 Collaborate with Partners

FY 2019						
BUDGET CATEGORY	FHWA PL	FDOT 18.07% Soft Match to FHWA	FTA 5305d	FDOT 10% Cash Match to FTA	Local 10% Cash Match to FTA	TOTAL
Personnel & Benefits	\$ 130,577	\$ 26,217	\$ 64,025	\$ 8,003	\$ 8,003	\$ 210,608
Consultant Services			\$ 40,000	\$ 5,000	\$ 5,000	\$ 50,000
TOTAL EXPENDITURE	\$ 130,577	\$ 26,217	\$ 104,025	\$ 13,003	\$ 13,003	\$ 260,608

FY 2020						
BUDGET CATEGORY	FHWA PL	FDOT 18.07% Soft Match to FHWA	FTA 5305d	FDOT 10% Cash Match to FTA	10% Soft Match to FTA	TOTAL
Personnel & Benefits	\$ 149,603	\$ 30,037	\$ 81,505	\$ 10,188	\$ 10,188	\$ 241,296
Consultant Services	\$ 95,000	\$ 19,074				\$ 95,000
TOTAL EXPENDITURE	\$ 244,603	\$ 49,111	\$ 81,505	\$ 10,188	\$ 10,188	\$ 336,296

Task 6 - Administer the Agency

Purpose

Provide the staff and resources necessary to lead the planning process in order to implement the plans of the board, resulting in a funding program that realizes the vision of the community.

Previous Work

The TPA staff performed required on-going activities including supporting the TPA Board and committee meetings; updated necessary documents, assisted in audits and submitted quarterly/monthly progress reports and reimbursement requests.

TPA Governing Board Handbook - Staff created an orientation handbook to assist new TPA Governing Board Representatives on the mission and vision of the Palm Beach TPA and their roles and responsibilities as they serve on the Governing Board.

Changed the Agency Name and Rebranded the Agency - Through a series of meetings, TPA Governing Board voted to change the name of the agency to the Palm Beach Transportation Planning Agency and adopted a new logo and tagline - "Connecting Communities."

Created a TPA Procurement Policy and Process - In preparation for independence, staff developed a procurement procedures manual for use in all TPA procurements.

Task 6 Activities for Fiscal Years 2019 and 2020

Activity		Deliverable(s)	Completion Date
A	Administer TPA Governing Board and Advisory Committee meetings	Agendas, minutes, presentations	Monthly
B	Monitor the two-year UPWP for FY 19-20, process modifications and amendments, coordinate tasks with participating agencies, submit progress reports and invoices to FDOT, and adopt the FY 21-22 UPWP	Progress Reports, Invoices FY 21-22 UPWP	At least quarterly May 2020
C	Monitor and annually update the Five-Year Strategic Plan	Strategic Plan	July 2019 & July 2020
D	Provide training for TPA staff and TPA Governing Board members at conferences, workshops, etc. Attend business meetings as required	Training, conference and meeting attendance	As needed
E	Perform financial tasks including grant reimbursements, audit reports, budget, supporting FDOT audit(s), grant reconciliations, timekeeping, inventory, contract management, invoice payments	Audit report, County budget FDOT audit(s)	Annually in June Semi-Annually

Activity		Deliverable(s)	Completion Date
F	Participate in state and federal certification reviews	Responses to certification questions	Annually
G	Procure services, supplies and equipment (RFPs, contracts, etc.)	Executed contracts	As needed
H	Facilitate office relocation: Office space lease, furniture, audio-visual and IT equipment, build out, utility agreements	New office space	December 2019
I	Set up operations for an independent agency: bank account, accounting system, personnel policy manual, insurance, retirement system, payroll system	Agency accounting system	July 2019
J	Modify/establish agreements, by-laws and COOP. Modify procedures to stay in compliance with state and federal rules/laws	Agreements	As needed

Responsible Agency: Palm Beach Transportation Planning Agency

Participating Agencies: FHWA, FTA, PBC, Local Govt, FDOT, TCRPC, SFRPC BMPO, MDTPO

Budget for Fiscal Years 2019 and 2020

FY 2019						
BUDGET CATEGORY	FHWA PL	FDOT 18.07% Soft Match to FHWA	FTA 5305d	FDOT 10% Cash Match to FTA	Local 10% Cash Match to FTA	TOTAL
Personnel & Benefits	\$ 243,548	\$ 48,899	\$ 119,416	\$ 14,927	\$ 14,927	\$ 392,818
Travel/Training	\$ 61,200	\$ 12,288				\$ 61,200
Consultant Services	\$ 107,000	\$ 21,483				\$ 107,000
Direct Expenses						
Facilities			\$ 287,942	\$ 35,993	\$ 35,993	\$ 359,928
Professional Services			\$ 39,600	\$ 4,950	\$ 4,950	\$ 49,500
Administrative Services & Fees			\$ 24,768	\$ 3,096	\$ 3,096	\$ 30,960
Graphics & Legal Advertising			\$ 15,840	\$ 1,980	\$ 1,980	\$ 19,800
Operational Supplies & Equipment			\$ 22,704	\$ 2,838	\$ 2,838	\$ 28,380
Capital Equipment & Improvements			\$ 153,600	\$ 19,200	\$ 19,200	\$ 192,000
TOTAL EXPENDITURE	\$ 411,748	\$ 82,670	\$ 663,870	\$ 82,984	\$ 82,984	\$ 1,241,586

FY 2020						
BUDGET CATEGORY	FHWA PL	FDOT 18.07% Soft Match to FHWA	FTA 5305d	FDOT 10% Cash Match to FTA	10% Soft Match to FTA	TOTAL
Personnel & Benefits	\$ 269,996	\$ 54,209	\$ 147,095	\$ 18,387	\$ 18,387	\$ 435,478
Travel/Training	\$ 64,260	\$ 12,902				\$ 64,260
Consultant Services	\$ 112,350	\$ 22,557				\$ 112,350
Direct Expenses						
Facilities	\$ 377,924	\$ 75,879				\$ 377,924
Professional Services	\$ 51,975	\$ 10,435				\$ 51,975
Administrative Services & Fees	\$ 32,508	\$ 6,527				\$ 32,508
Graphics & Legal Advertising	\$ 20,790	\$ 4,174				\$ 20,790
Operational Supplies & Equipment	\$ 29,799	\$ 5,983				\$ 29,799
Capital Equipment & Improvements	\$ 5,000	\$ 1,004				\$ 5,000
TOTAL EXPENDITURE	\$ 964,602	\$ 193,670	\$ 147,095	\$ 18,387	\$ 18,387	\$ 1,130,084

Task 7 - Agency Expenditures with Local Funds

Purpose

This new task is for authorizing local fund expenditures for items that are not reimbursable from state and federal grant sources, or used as a local match.

- Transportation Policy Advocacy - To influence laws, policies and funding of transportation on the state and national levels to help South Florida receive higher funding for transportation projects. This task may include professional lobbyist assistance.
- Peer-to-Peer Exchanges - To gain best practices from other MPOs around the country to inform better decision-making by Governing Board members and TPA staff.
- Non-Reimbursable Expenses - Including refreshments for meetings, promotional items to promote the TPA programs and help solicit feedback, and staff professional planning certification and licensing dues.
- Support of Transportation-Related Activities - Sponsor partner safety campaigns and planning conferences that meet the purpose and intent of the agency.
- Balance to TPA Reserve - The balance of this account will be added to the TPA Reserve Account for purposes approved by the TPA Board including providing revolving agency funds.

Task 7 Activities for Fiscal Years 2019 and 2020

Activity		Estimated Annual Expenditure
A	Advocacy activities, Peer-to-Peer exchanges, Governing Board and TPA staff travel expenses, TPA staff time and consultant fees	\$45,000
B	Promotional items and activities	\$35,000
C	Non-reimbursable expenses	\$15,000
D	Sponsorship support	\$5,000
E	Balance to TPA Reserve Fund	\$36,146
Total Expenditure of Local Funds		\$136,146

Summary Budget Tables

The FY 2019 and 2020 UPWP is funded by various federal, state and local sources in the form of grants, cash match and non-cash (soft) match services. An estimate of the costs associated with the individual tasks and the source of funding is listed in the following tables.

Fiscal Year 2019 Agency Participation and Funding Sources by Task

BUDGET CATEGORY	FHWA PL	FDOT 18.07% Soft Match to FHWA	FTA 5305d	FDOT 10% Cash Match to FTA	Local 10% Cash Match to FTA	CTD	TPA Local Funds	Total less Soft Matches
TASK 1. ENGAGE THE PUBLIC								
Personnel & Benefits	\$ 108,733	\$ 21,831	\$ 53,314	\$ 6,664	\$ 6,664			\$ 175,375
Consultant Services	\$ 15,000	\$ 3,012						\$ 15,000
TASK TOTAL	\$ 123,733	\$ 24,843	\$ 53,314	\$ 6,664	\$ 6,664			\$ 190,375
TASK 2. PLAN THE SYSTEM								
Personnel & Benefits	\$ 130,577	\$ 26,217	\$ 64,025	\$ 8,003	\$ 8,003	\$ 49,795		\$ 260,403
Consultant Services	\$ 175,000	\$ 35,136	\$ 480,000	\$ 60,000	\$ 60,000			\$ 775,000
Direct Expenses - Software Licensing	\$ 44,600	\$ 8,955						\$ 44,600
TASK TOTAL	\$ 350,177	\$ 70,308	\$ 544,025	\$ 68,003	\$ 68,003	\$ 49,795		\$ 1,080,003
TASK 3. PRIORITIZE FUNDING								
Personnel & Benefits	\$ 130,577	\$ 26,217	\$ 64,025	\$ 8,003	\$ 8,003			\$ 210,608
Consultant Services			\$ 7,200	\$ 900	\$ 900			\$ 9,000
TASK TOTAL	\$ 130,577	\$ 26,217	\$ 71,225	\$ 8,903	\$ 8,903			\$ 219,608
TASK 4. IMPLEMENT PROJECTS								
Personnel & Benefits	\$ 65,289	\$ 13,109	\$ 32,012	\$ 4,002	\$ 4,002			\$ 105,305
Consultant Services			\$ 36,000	\$ 4,500	\$ 4,500			\$ 45,000
TASK TOTAL	\$ 65,289	\$ 13,109	\$ 68,012	\$ 8,502	\$ 8,502			\$ 150,305
TASK 5. COLLABORATE WITH PARTNERS								
Personnel & Benefits	\$ 130,577	\$ 26,217	\$ 64,025	\$ 8,003	\$ 8,003			\$ 210,608
Consultant Services			\$ 40,000	\$ 5,000	\$ 5,000			\$ 50,000
TASK TOTAL	\$ 130,577	\$ 26,217	\$ 104,025	\$ 13,003	\$ 13,003			\$ 260,608
TASK 6. ADMINISTER THE AGENCY								
Personnel & Benefits	\$ 243,548	\$ 48,899	\$ 119,416	\$ 14,927	\$ 14,927			\$ 392,818
Travel/Training	\$ 61,200	\$ 12,288						\$ 61,200
Consultant Services	\$ 107,000	\$ 21,483						\$ 107,000
Direct Expenses								
Facilities			\$ 287,942	\$ 35,993	\$ 35,993			\$ 359,928
Professional Services			\$ 39,600	\$ 4,950	\$ 4,950			\$ 49,500
Administrative Services & Fees			\$ 24,768	\$ 3,096	\$ 3,096			\$ 30,960
Graphics & Legal Advertising			\$ 15,840	\$ 1,980	\$ 1,980			\$ 19,800
Operational Supplies & Equipment			\$ 22,704	\$ 2,838	\$ 2,838			\$ 28,380
Capital Equipment & Improvements			\$ 153,600	\$ 19,200	\$ 19,200			\$ 192,000
TASK TOTAL	\$ 411,748	\$ 82,670	\$ 663,870	\$ 82,984	\$ 82,984			\$ 1,241,586
TASK 7. AGENCY EXPENDITURES WITH LOCAL FUNDS								
Non-reimbursable Expenses							\$ 100,000	\$ 100,000
TASK TOTAL							\$ 100,000	\$ 100,000
TOTAL EXPENDITURES	\$ 1,212,101	\$ 243,364	\$ 1,504,471	\$ 188,059	\$ 188,059	\$ 49,795	\$ 100,000	\$ 3,242,485
TRANSFERS TO OTHER AGENCIES								
To Broward MPO for Regional LRTP	\$ 100,000	\$ 20,078						\$ 100,000
TOTAL TRANSFERS	\$ 100,000	\$ 20,078						\$ 100,000
TOTAL PLANNING FUNDS USED	\$ 1,312,101	\$ 263,442	\$ 1,504,471	\$ 188,059	\$ 188,059	\$ 49,795	\$ 100,000	\$ 3,342,485

Fiscal Year 2020 Agency Participation and Funding Sources by Task

BUDGET CATEGORY	FHWA PL	FDOT 18.07% Soft Match to FHWA	FTA 5305d	FDOT 10% Cash Match to FTA	10% Soft Match to FTA ¹	CTD	TPA Local Funds	Total less Soft Matches
TASK 1. ENGAGE THE PUBLIC								
Personnel & Benefits	\$ 152,571	\$ 30,633	\$ 83,122	\$ 10,390	\$ 10,390			\$ 246,083
Consultant Services	\$ 15,000	\$ 3,012						\$ 15,000
TASK TOTAL	\$ 167,571	\$ 33,645	\$ 83,122	\$ 10,390	\$ 10,390			\$ 261,083
TASK 2. PLAN THE SYSTEM								
Personnel & Benefits	\$ 149,603	\$ 30,037	\$ 81,505	\$ 10,188	\$ 10,188	\$ 49,795		\$ 291,091
Consultant Services	\$ 673,970	\$ 135,318						\$ 673,970
Direct Expenses - Software Licensing	\$ 44,600	\$ 8,955						\$ 44,600
TASK TOTAL	\$ 868,173	\$ 174,310	\$ 81,505	\$ 10,188	\$ 10,188	\$ 49,795		\$ 1,009,661
TASK 3. PRIORITIZE FUNDING								
Personnel & Benefits	\$ 149,603	\$ 30,037	\$ 81,505	\$ 10,188	\$ 10,188			\$ 241,296
Consultant Services			\$ 8,000	\$ 1,000	\$ 1,000			\$ 9,000
TASK TOTAL	\$ 149,603	\$ 30,037	\$ 89,505	\$ 11,188	\$ 11,188			\$ 250,296
TASK 4. IMPLEMENT PROJECTS								
Personnel & Benefits	\$ 74,802	\$ 15,019	\$ 40,752	\$ 5,094	\$ 5,094			\$ 120,648
Consultant Services	\$ 45,000	\$ 9,035						\$ 45,000
TASK TOTAL	\$ 119,802	\$ 24,054	\$ 40,752	\$ 5,094	\$ 5,094			\$ 165,648
TASK 5. COLLABORATE WITH PARTNERS								
Personnel & Benefits	\$ 149,603	\$ 30,037	\$ 81,505	\$ 10,188	\$ 10,188			\$ 241,296
Consultant Services	\$ 95,000	\$ 19,074						\$ 95,000
TASK TOTAL	\$ 244,603	\$ 49,111	\$ 81,505	\$ 10,188	\$ 10,188			\$ 336,296
TASK 6. ADMINISTER THE AGENCY								
Personnel & Benefits	\$ 269,996	\$ 54,209	\$ 147,095	\$ 18,387	\$ 18,387			\$ 435,478
Travel/Training	\$ 64,260	\$ 12,902						\$ 64,260
Consultant Services	\$ 112,350	\$ 22,557						\$ 112,350
Direct Expenses								
Facilities	\$ 377,924	\$ 75,879						\$ 377,924
Professional Services	\$ 51,975	\$ 10,435						\$ 51,975
Administrative Services & Fees	\$ 32,508	\$ 6,527						\$ 32,508
Graphics & Legal Advertising	\$ 20,790	\$ 4,174						\$ 20,790
Operational Supplies & Equipment	\$ 29,799	\$ 5,983						\$ 29,799
Capital Equipment & Improvements	\$ 5,000	\$ 1,004						\$ 5,000
TASK TOTAL	\$ 964,602	\$ 193,670	\$ 147,095	\$ 18,387	\$ 18,387			\$ 1,130,084
TASK 7. AGENCY EXPENDITURES WITH TPA LOCAL FUNDS								
Non-reimbursable Expenses							\$ 100,000	\$ 100,000
TASK TOTAL							\$ 100,000	\$ 100,000
TOTAL EXPENDITURES	\$ 2,514,354	\$ 504,827	\$ 523,484	\$ 65,435	\$ 65,435	\$ 49,795	\$ 100,000	\$ 3,253,068
TRANSFERS TO OTHER AGENCIES								
To Broward MPO for Regional LRTP	\$ 100,000	\$ 20,078						\$ 100,000
TOTAL TRANSFERS	\$ 100,000	\$ 20,078						\$ 100,000
TOTAL PLANNING FUNDS USED	\$ 2,614,354	\$ 524,905	\$ 523,484	\$ 65,435	\$ 65,435	\$ 49,795	\$ 100,000	\$ 3,353,068

1. FTA Funds meet the required local match through a Soft (non-cash) contribution from local partners

Multi-Year Business Plan

The transportation planning process is a continuing process with a number of required certifications and reports occurring on a regular basis. The TPA is required to produce and adopt a TIP every year, a UPWP every two years and a major update to the LRTP every five years. The TPA is certified by FDOT annually and by FHWA/FTA every four (4) years.

To accommodate these differing schedules for work products, the TPA has created an overview with a multi-year plan to show how funding availability to accomplish all required planning activities to meet federal and state requirements. These revenues and costs are approximate in outer years.

Five-Year Business Plan

FUNDING SOURCE	FY19	FY20	FY21	FY22	FY23
Federal Highway Administration (FHWA) PL Funds ¹	\$ 2,635,179	\$ 2,614,354	\$ 1,291,276	\$ 1,291,276	\$ 1,291,276
Federal Highway Administration (FHWA) SU Funds ¹			\$ 1,259,867	\$ 1,345,523	\$ 1,428,738
Federal Transit Administration (FTA)	\$ 1,550,954	\$ 586,483	\$ 544,896	\$ 540,000	\$ 540,000
Federal Transit Administration (FDOT)	\$ 193,869	\$ 73,310	\$ 68,044	\$ 67,500	\$ 67,500
FTA Local Cash Match ²	\$ 193,869				
FL Commission for Transportation Disadvantaged (CTD)	\$ 49,795	\$ 49,795	\$ 49,795	\$ 49,795	\$ 49,795
TPA Member Dues	\$ 136,146	\$ 136,146	\$ 136,146	\$ 136,146	\$ 136,146
TPA Reserve Funds	\$ 428,892	\$ 498,833	\$ 568,774	\$ 638,716	\$ 708,657
TOTAL FUNDING	\$ 5,188,705	\$ 3,958,922	\$ 3,918,798	\$ 4,068,956	\$ 4,222,112

EXPENDITURES	FY19	FY20	FY21	FY22	FY23
Personnel & Benefits	\$ 1,355,117	\$ 1,575,892	\$ 1,623,169	\$ 1,671,864	\$ 1,722,020
Travel/Training	\$ 61,200	\$ 64,260	\$ 66,188	\$ 68,173	\$ 70,219
Consultant Services - FHWA	\$ 297,000	\$ 941,320	\$ 450,000	\$ 450,000	\$ 450,000
Consultant Services - FTA	\$ 704,000	\$ 9,000	\$ 450,000	\$ 450,000	\$ 450,000
Direct Expenses	\$ 725,168	\$ 562,596	\$ 590,726	\$ 620,262	\$ 651,275
TOTAL GRANT EXPENDITURES	\$ 3,142,485	\$ 3,153,068	\$ 3,180,082	\$ 3,260,299	\$ 3,343,514
Transfer to Other MPOs for Regional Tasks (FHWA PL)	\$ 100,000	\$ 100,000			
TOTAL GRANT EXPENDITURES AND TRANSFERS	\$ 3,242,485	\$ 3,253,068	\$ 3,180,082	\$ 3,260,299	\$ 3,343,514

Non-Reimbursable Expenditures	\$100,000	\$100,000	\$100,000	\$100,000	\$100,000
TOTAL EXPENDITURES AND TRANSFERS	\$3,342,485	\$3,353,068	\$3,280,082	\$3,360,299	\$3,443,514

1. FHWA Funds meet the required local match of 18.07% through a Soft (non-cash) contribution from FDOT.

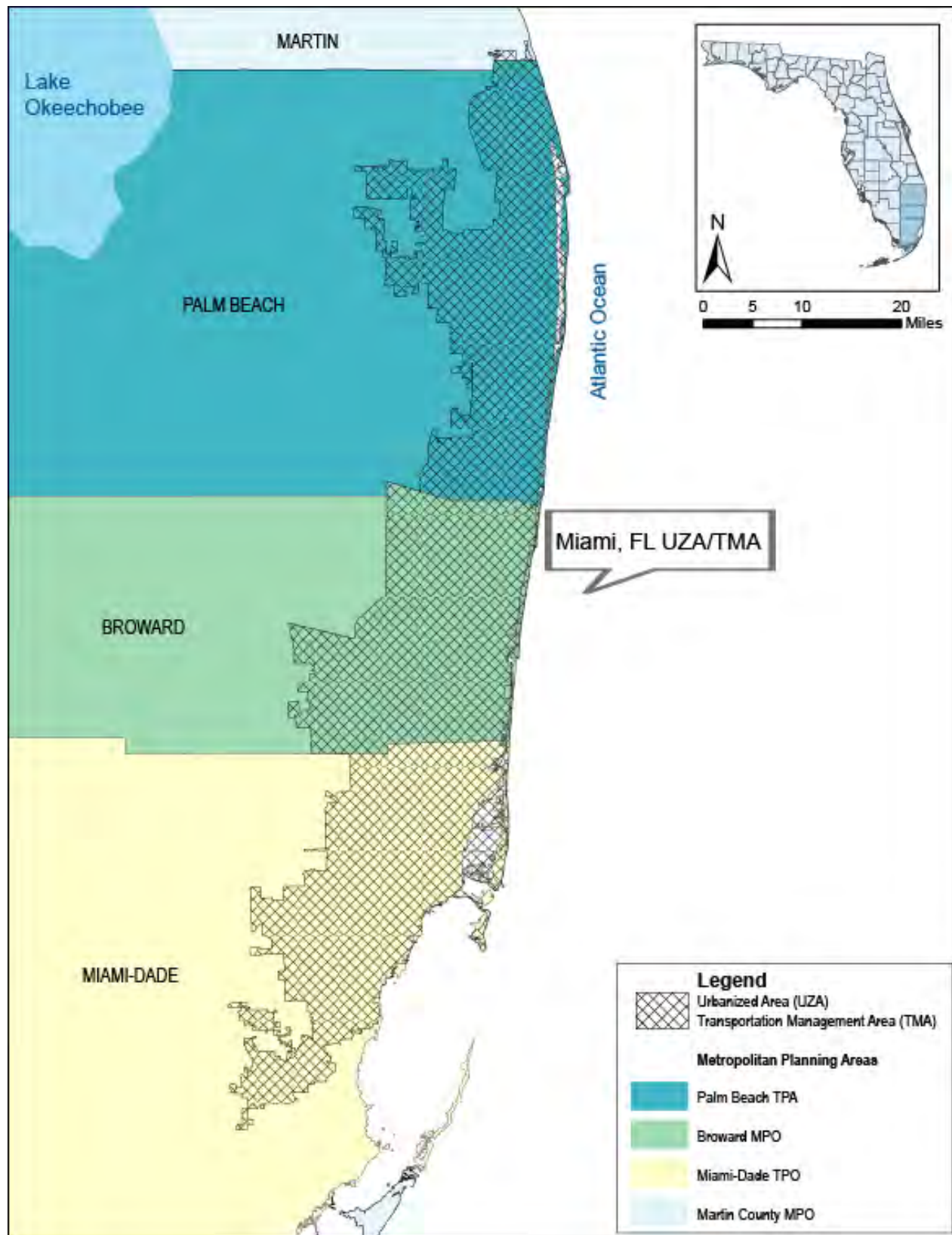
2. FTA Funds meet the required local match of 10% through a Soft (non-cash) contribution from local partners for FY 20-23.

Appendices

Appendix A - Glossary

BMPO	Broward Metropolitan Planning Organization
BTPAC	Bicycle Trailways Pedestrian Advisory Committee
CAC	Citizens Advisory Committee
CMP	Congestion Management Process
COOP	Continuity of Operations Emergency Recovery Plan
CTC	Community Transportation Coordinator
CTD	Florida Commission for the Transportation Disadvantaged
ERC	Electronic Review and Comment
ETDM	Efficient Transportation Decisionmaking
FAST Act	Fixing America's Surface Transportation Act
FDOT	Florida Department of Transportation
FHWA	Federal Highway Administration
FTA	Federal Transit Administration
FTP	Florida Transportation Plan
FY	Fiscal Year
GIS	Geographic Information System
JPA	Joint Participation Agreement
L RTP	Long Range Transportation Plan
MAP-21	Moving Ahead for Progress in the 21 st Century
MDTPO	Miami-Dade Transportation Planning Organization
MDT	Miami-Dade Transit Agency
MPO	Metropolitan Planning Organization
MPOAC	Florida Metropolitan Planning Organization Advisory Council
PBC	Palm Beach County
PBIA	Palm Beach International Airport
PD&E	Project Development and Environment
PEA	Planning Emphasis Area
PPP	Public Participation Plan
PL Funds	FHWA Urban Transportation Planning Funds
RTTAC	Regional Transportation Technical Advisory Committee
SEFTC	Southeast Florida Transportation Council
SFCS	South Florida Commuter Services
SFRPC	South Florida Regional Planning Council
SFRTA	South Florida Regional Transportation Authority
SIS	Strategic Intermodal System
STIP	State Transportation Improvement Program
SU	Surface Transportation Program Funds
SUNTrail	Shared Use Network Trail program
TAC	Technical Advisory Committee
TCRPC	Treasure Coast Regional Planning Council
TDLCB	Transportation Disadvantaged Local Coordinating Board
TDP	Transit Development Plan
TDSP	Transportation Disadvantaged Service Plan
TIP	Transportation Improvement Program
TRIP	Transportation Regional Incentive Program
TSM&O	Transportation System Management and Operations
USDOT	United States Department of Transportation
UPWP	Unified Planning Work Program
UZA	Urbanized Area

Appendix B - Map of Miami Urbanized Area



Appendix C - UPWP Certifications, Assurances and Policies

FLORIDA DEPARTMENT OF TRANSPORTATION
UNIFIED PLANNING WORK PROGRAM (UPWP)
STATEMENTS AND ASSURANCES

525-010-08
POLICY PLANNING
02/18

DEBARMENT and SUSPENSION CERTIFICATION

As required by the USDOT regulation on Governmentwide Debarment and Suspension at 49 CFR 29.510

- (1) The Palm Beach TPA hereby certifies to the best of its knowledge and belief, that it and its principals:
- (a) Are not presently debarred, suspended, proposed for debarment, declared ineligible, or voluntarily excluded from covered transactions by any federal department or agency;
 - (b) Have not, within a three-year period preceding this proposal, been convicted of or had a civil judgment rendered against them for commission of fraud or a criminal offense in connection with obtaining, attempting to obtain, or performing a public (federal, state or local) transaction or contract under a public transaction, violation of federal or state antitrust statutes; or commission of embezzlement, theft, forgery, bribery, falsification or destruction of records, making false statements, or receiving stolen property;
 - (c) Are not presently indicted for or otherwise criminally or civilly charged by a governmental entity (federal, state or local) with commission of any of the offenses listed in paragraph (b) of this certification; and
 - (d) Have not, within a three-year period preceding this certification, had one or more public transactions (federal, state or local) terminated for cause or default.
- (2) The Palm Beach TPA also hereby certifies that if, later, it becomes aware of any information contradicting the statements of paragraphs (a) through (d) above, it will promptly provide that information to the U.S.D.O.T.

Name: Susan Haynie
Title: Palm Beach TPA Chair

May 17, 2018

Date

FLORIDA DEPARTMENT OF TRANSPORTATION
UNIFIED PLANNING WORK PROGRAM (UPWP)
STATEMENTS AND ASSURANCES

525-010-08
POLICY PLANNING
02/18

LOBBYING CERTIFICATION for GRANTS, LOANS and COOPERATIVE AGREEMENTS

In accordance with Section 1352 of Title 31, United States Code, it is the policy of the Palm Beach TPA that:

- (1) No Federal or state appropriated funds have been paid or will be paid by or on behalf of the Palm Beach TPA, to any person for influencing or attempting to influence an officer or employee of any Federal or state agency, or a member of Congress or the state legislature in connection with the awarding of any Federal or state contract, the making of any Federal or state grant, the making of any Federal or state loan, extension, continuation, renewal, amendment, or modification of any Federal or state contract, grant, loan, or cooperative agreement.
- (2) If any funds other than Federal appropriated funds have been paid or will be paid to any person for influencing or attempting to influence an officer or employee of any Federal agency, a Member of Congress, an officer or employee of Congress, or an employee of a Member of Congress in connection with this Federal contract, grant, loan or cooperative agreement, the undersigned shall complete and submit Standard Form-LLL, "Disclosure Form to Report Lobbying," in accordance with its instructions.
- (3) The Palm Beach TPA shall require that the language of this certification be included in the award documents for all subawards at all tiers (including subgrants and contracts and subcontracts under grants, subgrants, loans, and cooperative agreement), which exceeds \$100,000, and that all such subrecipients shall certify and disclose accordingly.
- (4) This certification is a material representation of fact upon which reliance was placed when this transaction was made or entered into. Submission of this certification is a prerequisite for making or entering into this transaction imposed by Section 1352, Title 31, U.S. Code. Any person who fails to file the required certification shall be subject to a civil penalty of not less than \$10,000 and not more than \$100,000 for each failure.

Name: Susan Haynie
Title: Palm Beach TPA Chair

May 17, 2018
Date

FLORIDA DEPARTMENT OF TRANSPORTATION
UNIFIED PLANNING WORK PROGRAM (UPWP)
STATEMENTS AND ASSURANCES

525-010-08
POLICY PLANNING
02/18

DISADVANTAGED BUSINESS ENTERPRISE UTILIZATION

It is the policy of the Palm Beach TPA that disadvantaged businesses, as defined by 49 Code of Federal Regulations, Part 26, shall have an opportunity to participate in the performance of MPO contracts in a nondiscriminatory environment. The objectives of the Disadvantaged Business Enterprise Program are to ensure non-discrimination in the award and administration of contracts, ensure firms fully meet eligibility standards, help remove barriers to participation, create a level playing field, assist in development of a firm so it can compete successfully outside of the program, provide flexibility, and ensure narrow tailoring of the program.

The Palm Beach TPA, and its consultants shall take all necessary and reasonable steps to ensure that disadvantaged businesses have an opportunity to compete for and perform the contract work of the Palm Beach TPA, in a non-discriminatory environment.

The Palm Beach TPA shall require its consultants to not discriminate on the basis of race, color, national origin and sex in the award and performance of its contracts. This policy covers in part the applicable federal regulations and the applicable statutory references contained therein for the Disadvantaged Business Enterprise Program Plan, Chapters 337 and 339, Florida Statutes, and Rule Chapter 14-78, Florida Administrative Code

Name: Susan Haynie
Title: Palm Beach TPA Chair

May 17, 2018
Date

FLORIDA DEPARTMENT OF TRANSPORTATION
**UNIFIED PLANNING WORK PROGRAM (UPWP)
STATEMENTS AND ASSURANCES**

525-010-08
POLICY PLANNING
02/18

TITLE VI/ NONDISCRIMINATION ASSURANCE

Pursuant to Section 9 of US DOT Order 1050.2A, the Palm Beach TPA assures the Florida Department of Transportation (FDOT) that no person shall on the basis of race, color, national origin, sex, age, disability, family or religious status, as provided by Title VI of the Civil Rights Act of 1964, the Civil Rights Restoration Act of 1987, the Florida Civil Rights Act of 1992 and other nondiscrimination authorities be excluded from participation in, be denied the benefits of, or be otherwise subjected to discrimination or retaliation under any program or activity.

The Palm Beach TPA further assures FDOT that it will undertake the following with respect to its programs and activities:

1. Designate a Title VI Liaison that has a responsible position within the organization and access to the Recipient's Chief Executive Officer.
2. Issue a policy statement signed by the Chief Executive Officer, which expresses its commitment to the nondiscrimination provisions of Title VI. The policy statement shall be circulated throughout the Recipient's organization and to the general public. Such information shall be published where appropriate in languages other than English.
3. Insert the clauses of *Appendices A and E* of this agreement in every contract subject to the Acts and the Regulations
4. Develop a complaint process and attempt to resolve complaints of discrimination against sub-recipients. Complaints against the Recipient shall immediately be forwarded to the FDOT District Title VI Coordinator.
5. Participate in training offered on Title VI and other nondiscrimination requirements.
6. If reviewed by FDOT or USDOT, take affirmative action to correct any deficiencies found within a reasonable time period, not to exceed ninety (90) calendar days.
7. Have a process to collect racial and ethnic data on persons impacted by your agency's programs.

THIS ASSURANCE is given in consideration of and for the purpose of obtaining any and all federal funds, grants, loans, contracts, properties, discounts or other federal financial assistance under all programs and activities and is binding. The person whose signature appears below is authorized to sign this assurance on behalf of the Recipient.

Name: Susan Haynie
Title: Palm Beach TPA Chair

May 17, 2018
Date

FLORIDA DEPARTMENT OF TRANSPORTATION
UNIFIED PLANNING WORK PROGRAM (UPWP)
STATEMENTS AND ASSURANCES

525-010-08
POLICY PLANNING
02/18

APPENDICES A and E

During the performance of this contract, the contractor, for itself, its assignees and successors in interest (hereinafter referred to as the "Contractor") agrees as follows:

- (1) **Compliance with Regulations:** The Contractor shall comply with the Regulations relative to nondiscrimination in Federally-assisted programs of the U.S. Department of Transportation (hereinafter, "USDOT") Title 49, Code of Federal Regulations, Part 21, as they may be amended from time to time, (hereinafter referred to as the Regulations), which are herein incorporated by reference and made a part of this Agreement.
- (2) **Nondiscrimination:** The Contractor, with regard to the work performed during the contract, shall not discriminate on the basis of race, color, national origin, sex, age, disability, religion or family status in the selection and retention of subcontractors, including procurements of materials and leases of equipment. The Contractor shall not participate either directly or indirectly in the discrimination prohibited by section 21.5 of the Regulations, including employment practices when the contract covers a program set forth in Appendix B of the Regulations.
- (3) **Solicitations for Subcontractors, including Procurements of Materials and Equipment:** In all solicitations made by the Contractor, either by competitive bidding or negotiation for work to be performed under a subcontract, including procurements of materials or leases of equipment; each potential subcontractor or supplier shall be notified by the Contractor of the Contractor's obligations under this contract and the Regulations relative to nondiscrimination on the basis of race, color, national origin, sex, age, disability, religion or family status.
- (4) **Information and Reports:** The Contractor shall provide all information and reports required by the Regulations or directives issued pursuant thereto, and shall permit access to its books, records, accounts, other sources of information, and its facilities as may be determined by the *Florida Department of Transportation, the Federal Highway Administration, Federal Transit Administration, Federal Aviation Administration, and/or the Federal Motor Carrier Safety Administration* to be pertinent to ascertain compliance with such Regulations, orders and instructions. Where any information required of a Contractor is in the exclusive possession of another who fails or refuses to furnish this information the Contractor shall so certify to the *Florida Department of Transportation, the Federal Highway Administration, Federal Transit Administration, Federal Aviation Administration, and/or the Federal Motor Carrier Safety Administration* as appropriate, and shall set forth what efforts it has made to obtain the information.
- (5) **Sanctions for Noncompliance:** In the event of the Contractor's noncompliance with the nondiscrimination provisions of this contract, the *Florida Department of Transportation* shall impose such contract sanctions as it or the *Federal Highway Administration, Federal Transit Administration, Federal Aviation Administration, and/or the Federal Motor Carrier Safety Administration* may determine to be appropriate, including, but not limited to:
 - a. Withholding of payments to the Contractor under the contract until the Contractor complies, and/or
 - b. Cancellation, termination or suspension of the contract, in whole or in part.

FLORIDA DEPARTMENT OF TRANSPORTATION
UNIFIED PLANNING WORK PROGRAM (UPWP)
STATEMENTS AND ASSURANCES

525-010-08
POLICY PLANNING
02/18

- (6) **Incorporation of Provisions:** The Contractor shall include the provisions of paragraphs (1) through (7) in every subcontract, including procurements of materials and leases of equipment, unless exempt by the Regulations, or directives issued pursuant thereto. The Contractor shall take such action with respect to any subcontract or procurement as the Florida Department of Transportation, the Federal Highway Administration, Federal Transit Administration, Federal Aviation Administration, and/or the Federal Motor Carrier Safety Administration may direct as a means of enforcing such provisions including sanctions for noncompliance. In the event a Contractor becomes involved in, or is threatened with, litigation with a subcontractor or supplier as a result of such direction, the Contractor may request the Florida Department of Transportation to enter into such litigation to protect the interests of the Florida Department of Transportation, and, in addition, the Contractor may request the United States to enter into such litigation to protect the interests of the United States.
- (7) **Compliance with Nondiscrimination Statutes and Authorities:** Title VI of the Civil Rights Act of 1964 (42 U.S.C. § 2000d et seq., 78 stat. 252), (prohibits discrimination on the basis of race, color, national origin); and 49 CFR Part 21; The Uniform Relocation Assistance and Real Property Acquisition Policies Act of 1970, (42 U.S.C. § 4601), (prohibits unfair treatment of persons displaced or whose property has been acquired because of Federal or Federal-aid programs and projects); Federal-Aid Highway Act of 1973, (23 U.S.C. § 324 et seq.), (prohibits discrimination on the basis of sex); Section 504 of the Rehabilitation Act of 1973, (29 U.S.C. § 794 et seq.), as amended, (prohibits discrimination on the basis of disability); and 49 CFR Part 27; The Age Discrimination Act of 1975, as amended, (42 U.S.C. § 6101 et seq.), (prohibits discrimination on the basis of age); Airport and Airway Improvement Act of 1982, (49 USC § 471, Section 47123), as amended, (prohibits discrimination based on race, creed, color, national origin, or sex); The Civil Rights Restoration Act of 1987, (PL 100-209), (Broadened the scope, coverage and applicability of Title VI of the Civil Rights Act of 1964, The Age Discrimination Act of 1975 and Section 504 of the Rehabilitation Act of 1973, by expanding the definition of the terms "programs or activities" to include all of the programs or activities of the Federal-aid recipients, sub-recipients and contractors, whether such programs or activities are Federally funded or not); Titles II and III of the Americans with Disabilities Act, which prohibit discrimination on the basis of disability in the operation of public entities, public and private transportation systems, places of public accommodation, and certain testing entities (42 U.S.C. §§ 12131 -- 12189) as implemented by Department of Transportation regulations at 49 C.F.R. parts 37 and 38; The Federal Aviation Administration's Non-discrimination statute (49 U.S.C. § 47123) (prohibits discrimination on the basis of race, color, national origin, and sex); Executive Order 12898, Federal Actions to Address Environmental Justice in Minority Populations and Low-Income Populations, which ensures non-discrimination against minority populations by discouraging programs, policies, and activities with disproportionately high and adverse human health or environmental effects on minority and low-income populations; Executive Order 13166, Improving Access to Services for Persons with Limited English Proficiency, and resulting agency guidance, national origin discrimination includes discrimination because of limited English proficiency (LEP). To ensure compliance with Title VI, you must take reasonable steps to ensure that LEP persons have meaningful access to your programs (70 Fed. Reg. at 74087 to 74100); Title IX of the Education Amendments of 1972, as amended, which prohibits you from discriminating because of sex in education programs or activities (20 U.S.C. 1681 et seq)

Appendix D - FDOT D-4 Planning Activities

Bicycle/Pedestrian Activities, Livable Communities and Context Sensitive Solutions

- Support statewide safety campaign, education and outreach activities
- Prepare multi-modal scoping checklist for FDOT design projects
- Develop Bicycle/Pedestrian geographic information system (GIS) count database
- Coordinate with the Metropolitan Planning Organizations (MPO) and local governments to program funds for transit, bicycle and/or pedestrian modes
- Work with partners to facilitate greenways and trails planning, including assessment of greenway crossings, and guidance in programming SUNTrail funds
- Proactively identify and address high pedestrian/bicycle conflict/crash locations

Bicycle & Pedestrian Data Framework - Coordinate with the MPOs on the creation of a standardized database structure designed for the storage, delivery, and analysis used for archiving and accessing multimodal data.

Corridor and Mobility Planning - Conduct corridor studies with partners to identify and evaluate alternative improvements. Examples of studies that are underway or are upcoming include:

- I-95 Palm Beach County Managed Lanes Masterplan
- Tri-Rail Coastal Link Project Development (Miami-Dade, Broward, and Palm Beach Counties)

Community Planning - Local Government Comprehensive Plans - Review local government comprehensive plans and plan amendments within FDOT's purview including developments of regional impact scale, subject to review under the state coordinated review process. Provide technical assistance to help local governments find creative solutions that foster vibrant, healthy communities while protecting the functions of transportation resources and facilities of state importance.

Demand Forecast Model Development, Calibration, and Validation - Maintain the current 2040 model and develop, calibrate and validate the 2015-based model in collaboration with MPOs for the 2045 Long Range Transportation Plans.

District Park-and-Ride Lot Master Plan - Develop a District Plan and a strategy for management of existing facilities.

Efficient Transportation Decision Making (ETDM) Process - The District ETDM coordinator will provide training and guidance to the MPOs on the ETDM process. The District community liaison coordinator will provide guidance and training to MPO staff on socio-cultural effects evaluations.

Extreme Weather/ Climate Resiliency

- Collect, analyze and share related data, reports, guidance, and potential legislation
- Perform research regarding best practices and tools for identifying and addressing extreme weather/climate change impacts including the Florida Sea Level Scenario Sketch Planning Tool
- Participate in studies with local and regional partners
- Serve on the Broward County Climate Change Task Force and participate in activities of the Southeast Florida Regional Climate Change Compact

Florida Transportation Plan - Support and coordinate with local and regional agencies on Florida Transportation Plan implementation efforts. Contribute to periodic updates of the plan.

Freight Data Collection - Collect annual vehicle classification counts at approximately 350 key locations.

Federal Functional Classifications - Continuously update the functional classification system in coordination with local planning partners.

Interchange Proposal Review and Coordination - Conduct District Interchange Review Committee (DIRC) meetings and coordinate Interchange proposals following criteria set forth by the FHWA and FDOT's interchange review process.

Lane Elimination Reviews - Review local governments' requests to convert travel lanes on the State Highway System to other transportation usages as part of Complete Streets or other efforts.

L RTPs and Regional L RTPs - Provide technical assistance and policy direction to the MPOs in developing and implementing their L RTPs and regional L RTPs.

MPO/Community/Government Liaison - Provide policy direction, technical assistance, and administrative support to MPO boards and advisory committees, local governments, and communities. Assist MPOs in conducting metropolitan transportation planning programs that meet state and federal requirements and are coordinated with the statewide transportation planning program. Conduct annual state certification reviews of the Metropolitan Transportation Planning Process and participate in periodic FHWA/FTA certification reviews of the MPOs. Provide technical assistance on TIP and L RTP consistency issues for Project Development & Environmental (PD&E) and project level amendments.

Multi-Modal Systems and Transportation Studies

- Policy guidance, technical assistance, and research. Monitor and provide input regarding state and federal legislation. Review and analyze the availability of innovative financing methods and techniques
- Managed Lanes - Monitor operations of the I-95 Express Lane/High Occupancy Vehicle facilities on a biannual basis. Document current conditions and determine if improvements are warranted
- Fare Interoperability - Provide technical assistance and facilitate consensus to FDOT 4 County Transit systems to interface with the existing Miami-Dade Transit/SFRTA Easy Card and test new fare collection technologies, such as mobile ticketing

Performance Management/Measurement

- Provide technical support relating to implementation of performance-based planning and programming under the MAP-21 Act, as succeeded by the FAST Act.
- Participate in the FDOT Mobility Performance Measures Program addressing all modes as well as movement of people and freight and maintain a district-level mobility performance measures program.
- Perform research, share information, and support collaboration on the use of performance measures/ measurement systems at the local and regional levels that address access and multimodal mobility for people and freight and other areas.
- Share knowledge of Quality/Level of Service and other performance measures/measurement systems that currently are used or could be used by local governments in their comprehensive plans.

Project Traffic Forecasts - Develop project-specific traffic forecasts to specify traffic demands for the designs of transportation facilities.

Quality/Level of Service - Conduct a review of travel time reliability research including a summary of data and software requirements, relevant applications, types of outputs, and additional work needed to make travel time reliability "implementation ready."

Railroad Crossing Delay Analysis - Since 2006, District 4 has performed 5 data collection efforts to quantify the volume and intensity of traffic delay at key railroad crossings along the South Florida Rail Corridor and Florida East Coast Rail corridors. The 2016 study will build upon these efforts by updating the technology and techniques, performing the data collection effort, documenting the results that will be reviewed by the District 4 Rail Office for improvements and/or to conduct further study of specific intersections.

Regional Transportation Planning and Coordination - Participate in activities of the Southeast Florida Transportation Council (SEFTC) and SFRTA.

Safety Reviews - New process for upcoming PD&Es and address safety concerns identified by the Safety Reviews in the PD&E alternatives.

Seaport/Airport - Assist with the development of Seaport and Airport Master Plan updates, and Feasibility studies.

System-wide Provisional Context Classification - Maintain districtwide, system-wide provisional context classification maps for the State Highway System, reflecting surrounding land use, roadway connectivity and density, to facilitate identification of context classifications for projects on the State Highway System starting from a system-wide perspective.

Strategic Intermodal System (SIS) - Participate in implementation of the statewide long range cost feasible plan for the SIS, including through development of first and second five-year SIS funding plans and coordination with MPOs and modal partners. Address proposed SIS facility designation changes, review potential development and other impacts to the SIS, conduct studies, and undertake special projects relating to the SIS (e.g., ongoing I-95 Multimodal Corridor Mobility Planning Project covering eastern Broward and southeastern Palm Beach County).

Truck Parking Supply and Demand Study - District 4 has initiated the first Phase of a Districtwide Truck Parking Study. This Phase will analyze truck parking needs through stakeholder outreach, data collection and the development of supply and demand calculation methodologies to estimate unmet parking demand. A subsequent Phase will be developed to identify the need for additional truck parking, specific opportunities/priorities, and immediate next steps/actions necessary to meet the unmet truck parking demand.

Transportation Systems Management and Operation (TSM&O) - Transportation Systems Management and Operation (TSM&O) - Coordinate with the MPOs to incorporate TSM&O into their plans and programs and to structure TSM&O into their respective organizations. Work with the MPOs to reflect in their LRTPs and project priorities projects from the TSM&O Master Plan developed for arterials and freeways.

Transportation Demand Management - Utilize transportation demand management strategies to reduce congestion through the South Florida Commuter Services program. South Florida Commuter Services is a regional transportation demand management program that engages commuters in Miami-Dade, Broward, Palm Beach, Martin, and St. Lucie counties to promote regional access and mobility via 1-800-234-RIDE call center and the 1-800234RIDE.com website.

Transit/Land Use - Coordinate with local governments to educate, implement and promote acceptance of major transit investments and transit oriented development. Provide guidance documents, training, and technical assistance on transit oriented development as implemented in the Southeast Florida region.

Transportation Data, Travel Characteristics, and Mapping/Database Development - Traffic Data Exchange - Share data and exchange experience on use of the National Performance Management Research Data Set and HERE speed data as available on the Regional Integrated Transportation Information System site.

Consultant Technical Support - This section provides a list of District-wide resources available to FDOT 4.

- Area-wide corridor planning studies/ planning support
- Planning & Environmental Management transportation data management analysis and development
- Urban model development, Southeast Regional Planning Model
- Corridor planning & congestion management support
- Consultant for the Office of Modal Development & Planning & Environmental Management
- Consultant for the Office of Modal Development & Planning & Environmental Management for freight studies
- Data collection activities
- General consultant technical assistance & coordination
- Regional commuter service program
- Strategic Intermodal System program support
- Traffic data collection routine counts
- Traffic statistics data collection and analysis
- Transit corridor planning
- Transit planning general consultant services
- Transportation statistics data
- Urban model application support
- Multimodal modeling support
- Systems planning activities

Appendix E - FTA Planning Grant Application

View Burden Statement		OMB Number: 4040-0004 Expiration Date: 10/31/2019	
Application for Federal Assistance SF-424			
* 1. Type of Submission: <input type="checkbox"/> Preapplication <input checked="" type="checkbox"/> Application <input type="checkbox"/> Changed/Corrected Application		* 2. Type of Application: <input type="checkbox"/> New <input checked="" type="checkbox"/> Continuation <input type="checkbox"/> Revision	
		* If Revision, select appropriate letter(s): <input type="text"/>	
		* Other (Specify): <input type="text"/>	
* 3. Date Received: <input style="background-color: yellow;" type="text"/>		4. Applicant Identifier: <input type="text"/>	
5a. Federal Entity Identifier: <input type="text" value="Not applicable"/>		5b. Federal Award Identifier: <input type="text" value="FL-80-0009"/>	
State Use Only:			
6. Date Received by State: <input type="text"/>		7. State Application Identifier: <input type="text" value="1001"/>	
8. APPLICANT INFORMATION:			
* a. Legal Name: <input type="text" value="Palm Beach Metropolitan Planning Organization"/>			
* b. Employer/Taxpayer Identification Number (EIN/TIN): <input type="text" value="59 6000765"/>		* c. Organizational DUNS: <input type="text" value="7541167800000"/>	
d. Address:			
* Street1:	<input type="text" value="2800 W. Jog Road"/>		
Street2:	<input type="text"/>		
* City:	<input type="text" value="West Palm Beach"/>		
County/Parish:	<input type="text" value="Palm Beach"/>		
* State:	<input type="text" value="FL: Florida"/>		
Province:	<input type="text"/>		
* Country:	<input type="text" value="USA: UNITED STATES"/>		
* Zip / Postal Code:	<input type="text" value="33411-2749"/>		
e. Organizational Unit:			
Department Name: <input type="text"/>		Division Name: <input type="text"/>	
f. Name and contact information of person to be contacted on matters involving this application:			
Prefix:	<input type="text"/>	* First Name:	<input type="text" value="John"/>
Middle Name:	<input type="text"/>		
* Last Name:	<input type="text" value="Thren"/>		
Suffix:	<input type="text"/>		
Title:	<input type="text" value="Executive Director"/>		
Organizational Affiliation: <input type="text" value="Palm Beach Metropolitan Planning Organization"/>			
* Telephone Number:	<input type="text" value="561-684-4170"/>	Fax Number:	<input type="text" value="561-342-7165"/>
* Email:	<input type="text" value="juthren@palmbeachmpo.org"/>		

Application for Federal Assistance SF-424

*** 9. Type of Applicant 1: Select Applicant Type:**

X: Other (specify)

Type of Applicant 2: Select Applicant Type:

Type of Applicant 3: Select Applicant Type:

* Other (specify):

MPO

*** 10. Name of Federal Agency:**

Federal Transit Administration

11. Catalog of Federal Domestic Assistance Number:

20.505

CFDA Title:

Technical Studies grant

*** 12. Funding Opportunity Number:**

FL-80-0009

* Title:

MPO and State Planning

13. Competition Identification Number:

Not applicable

Title:

Not applicable

14. Areas Affected by Project (Cities, Counties, States, etc.):

Add Attachment

Delete Attachment

Download Attachment

*** 15. Descriptive Title of Applicant's Project:**


Section 5305d Technical Studies

Attach supporting documents as specified in agency instructions.

Add Attachments

Delete Attachments

Download Attachments

Application for Federal Assistance SF-424	
16. Congressional Districts Of:	
* a. Applicant: <input type="text" value="14"/>	* b. Program/Project: <input type="text" value="14"/>
Attach an additional list of Program/Project Congressional Districts if needed.	
<input type="text"/> <input type="button" value="Add Attachment"/> <input type="button" value="Delete Attachment"/> <input type="button" value="View Attachment"/>	
17. Proposed Project:	
* a. Start Date: <input type="text" value="10/01/2017"/>	* b. End Date: <input type="text" value="08/30/2018"/>
18. Estimated Funding (\$):	
* a. Federal	<input type="text" value="543,094.00"/>
* b. Applicant	<input type="text" value="67,886.50"/>
* c. State	<input type="text" value="67,886.50"/>
* d. Local	<input type="text" value="0.00"/>
* e. Other	<input type="text" value="0.00"/>
* f. Program Income	<input type="text" value="0.00"/>
* g. TOTAL	<input type="text" value="678,867.00"/>
* 19. Is Application Subject to Review By State Under Executive Order 12372 Process? <input type="checkbox"/> a. This application was made available to the State under the Executive Order 12372 Process for review on <input type="text"/> . <input type="checkbox"/> b. Program is subject to E.O. 12372 but has not been selected by the State for review. <input checked="" type="checkbox"/> c. Program is not covered by E.O. 12372.	
* 20. Is the Applicant Delinquent On Any Federal Debt? (If "Yes," provide explanation in attachment.) <input type="checkbox"/> Yes <input checked="" type="checkbox"/> No If "Yes", provide explanation and attach <input type="text"/> <input type="button" value="Add Attachment"/> <input type="button" value="Delete Attachment"/> <input type="button" value="View Attachment"/>	
21. *By signing this application, I certify (1) to the statements contained in the list of certifications** and (2) that the statements herein are true, complete and accurate to the best of my knowledge. I also provide the required assurances** and agree to comply with any resulting terms if I accept an award. I am aware that any false, fictitious, or fraudulent statements or claims may subject me to criminal, civil, or administrative penalties. (U.S. Code, Title 218, Section 1001) <input checked="" type="checkbox"/> ** I AGREE ** The list of certifications and assurances, or an internet site where you may obtain this list, is contained in the announcement or agency specific instructions.	
Authorized Representative:	
Prefix: <input type="text"/>	* First Name: <input type="text" value="Nick"/>
Middle Name: <input type="text"/>	
* Last Name: <input type="text" value="Uhren"/>	
Suffix: <input type="text"/>	
* Title: <input type="text" value="Executive Director"/>	
* Telephone Number: <input type="text" value="561-684-4170"/>	Fax Number: <input type="text"/>
* Email: <input type="text" value="nahren@palmbeachmpa.org"/>	
* Signature of Authorized Representative: 	* Date Signed: <input type="text" value="08/30/2017"/>

Section 5305(d)
Approved Project Budget for FFY17
(total dollars)

Technical Classifications:

44.21.00	Program Support and Administration	\$ 200,375
44.22.00	General Development and Comprehensive Planning	44,199
44.23.01	Long Range Transportation Planning: System Level	280,259
44.23.02	Long Range Transportation Planning: Project Level	
44.24.00	Short Range Transportation Planning	62,854
44.25.00	Transportation Improvement Program	34,152
44.26.12	Coordination of Non-Emergency Human Service Transportation	
44.26.13	Participation of Transit Operators in Metropolitan Planning	
44.26.14	Planning for Transit Systems Management/Operations to Increase Ridership	
44.26.15	Support Transit Capital Investment Decisions through Effective Systems Planning	
44.26.16	Incorporating Safety & Security in Transportation Planning	
44.27.00	Other Activities	57,027
Total Net Project Cost		\$ 678,867

Accounting Classifications

44.30.01	Personnel	\$ 228,200
44.30.02	Fringe Benefits	102,495
44.30.03	Travel	
44.30.04	Equipment	2,454
44.30.05	Supplies	25,733
44.30.06	Contractual	277,398
44.30.07	Other	42,587
44.30.08	Indirect Charges	
Total Net Project Cost		\$ 678,867

Fund Allocations

44.40.01	MPO Activities	\$ 678,867
44.40.02	Transit Operator Activities	
44.40.03	State and/or Local Agency Activities	
Total Net Project Cost		\$ 678,867

Federal Share (80%)	\$ 543,094
Local Share (20%)	\$ 135,773

Accounting Classification	FPC	Description	Amount
91.37.08.8P-2	02	Technical Studies - Planning	\$ 678,867

Section 5305(d)
GMIS Planning Line Item Codes — FFY17
(FTA Funds Only)

Technical Classifications:

44.21.00	Program Support and Administration	\$ 160,300
44.22.00	General Development and Comprehensive Planning	35,359
44.23.01	Long Range Transportation Planning: System Level	224,207
44.23.02	Long Range Transportation Planning: Project Level	
44.24.00	Short Range Transportation Planning	50,284
44.25.00	Transportation Improvement Program	27,322
44.26.12	Coordination of Non-Emergency Human Service Transportation	
44.26.13	Participation of Transit Operators in Metropolitan Planning	
44.26.14	Planning for Transit Systems Management/Operations to Increase Ridership	
44.26.15	Support Transit Capital Investment Decisions through Effective Systems Planning	
44.26.16	Incorporating Safety & Security in Transportation Planning	
44.27.00	Other Activities	45,621
Total Net Project Cost		\$ 543,094

Accounting Classifications

44.30.01	Personnel	\$ 182,560
44.30.02	Fringe Benefits	81,996
44.30.03	Travel	
44.30.04	Equipment	1,963
44.30.05	Supplies	20,586
44.30.06	Contractual	221,918
44.30.07	Other	34,070
44.30.08	Indirect Charges	
Total Net Project Cost		\$ 543,094

Fund Allocations

44.40.01	MPO Activities	\$ 543,094
44.40.02	Transit Operator Activities	
44.40.03	State and/or Local Agency Activities	
Total Net Project Cost		\$ 543,094

FTA FISCAL YEAR 2018 CERTIFICATIONS AND ASSURANCES

FEDERAL FISCAL YEAR 2018 FTA CERTIFICATIONS AND ASSURANCES SIGNATURE PAGE (Required of all Applicants for federal assistance to be awarded by FTA in FY 2018)

AFFIRMATION OF APPLICANT

Name of the Applicant: **Palm Beach Transportation Planning Agency**

Name and Relationship of the Authorized Representative: **Susan Haynie, Chair, Palm Beach TPA**

BY SIGNING BELOW, on behalf of the Applicant, I declare that it has duly authorized me to make these Certifications and Assurances and bind its compliance. Thus, it agrees to comply with all federal laws, regulations, and requirements, follow applicable federal guidance, and comply with the Certifications and Assurances as indicated on the foregoing page applicable to each application its Authorized Representative makes to the Federal Transit Administration (FTA) in federal fiscal year 2018, irrespective of whether the individual that acted on his or her Applicant's behalf continues to represent it.

FTA intends that the Certifications and Assurances the Applicant selects on the other side of this document should apply to each Award for which it now seeks, or may later seek federal assistance to be awarded during federal fiscal year 2018.

The Applicant affirms the truthfulness and accuracy of the Certifications and Assurances it has selected in the statements submitted with this document and any other submission made to FTA, and acknowledges that the Program Fraud Civil Remedies Act of 1986, 31 U.S.C. § 3801 *et seq.*, and implementing U.S. DOT regulations, "Program Fraud Civil Remedies," 49 CFR part 31, apply to any certification, assurance or submission made to FTA. The criminal provisions of 18 U.S.C. § 1001 apply to any certification, assurance, or submission made in connection with a federal public transportation program authorized by 49 U.S.C. chapter 53 or any other statute.

In signing this document, I declare under penalties of perjury that the foregoing Certifications and Assurances, and any other statements made by me on behalf of the Applicant are true and accurate.

Signature



Date: 03/15/18

Name **Susan Haynie, Chair, Palm Beach TPA**
Authorized Representative of Applicant

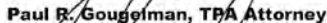
AFFIRMATION OF APPLICANT'S ATTORNEY

For (Name of Applicant): **Palm Beach Transportation Planning Agency**

As the undersigned Attorney for the above-named Applicant, I hereby affirm to the Applicant that it has authority under state, local, or tribal government law, as applicable, to make and comply with the Certifications and Assurances as indicated on the foregoing pages. I further affirm that, in my opinion, the Certifications and Assurances have been legally made and constitute legal and binding obligations on it.

I further affirm that, to the best of my knowledge, there is no legislation or litigation pending or imminent that might adversely affect the validity of these Certifications and Assurances, or of the performance of its FTA assisted Award.

Signature


Name **Paul R. Gougolman, TPA Attorney**

Date: 3/15/18

Attorney for Applicant

Each Applicant for federal assistance to be awarded by FTA must provide an Affirmation of Applicant's Attorney pertaining to the Applicant's legal capacity. The Applicant may enter its electronic signature in lieu of the Attorney's signature within TrAMS, provided the Applicant has on file and uploaded to TrAMS this hard-copy Affirmation, signed by the attorney and dated this federal fiscal year.

Exhibit A

FTA FISCAL YEAR 2018 CERTIFICATIONS AND ASSURANCES

**FEDERAL FISCAL YEAR 2018 CERTIFICATIONS AND ASSURANCES FOR
FEDERAL TRANSIT ADMINISTRATION ASSISTANCE PROGRAMS**
(Signature pages alternative to providing Certifications and Assurances in TrAMS)

Name of Applicant: **Palm Beach Transportation Planning Agency**

The Applicant agrees to comply with applicable provisions of Categories 01 – 21. **X**
OR

The Applicant agrees to comply with applicable provisions of the Categories it has selected:

<u>Category</u>	<u>Description</u>	
01.	Required Certifications and Assurances for Each Applicant.	_____
02.	Lobbying.	_____
03.	Private Sector Protections.	_____
04.	Rolling Stock Reviews and Bus Testing.	_____
05.	Demand Responsive Service.	_____
06.	Intelligent Transportation Systems.	_____
07.	Interest and Financing Costs and Acquisition of Capital Assets by Lease.	_____
08.	Transit Asset Management Plan, Public Transportation Safety Program, and State Safety Oversight Requirements.	_____
09.	Alcohol and Controlled Substances Testing.	_____
10.	Fixed Guideway Capital Investment Grants Program (New Starts, Small Starts, and Core Capacity Improvement).	_____
11.	State of Good Repair Program.	_____
12.	Grants for Buses and Bus Facilities and Low or No Emission Vehicle Deployment Grant Programs.	_____
13.	Urbanized Area Formula Grants Programs and Passenger Ferry Grant Program.	_____
14.	Enhanced Mobility of Seniors and Individuals with Disabilities Programs.	_____
15.	Rural Areas and Appalachian Development Programs.	_____
16.	Tribal Transit Programs (Public Transportation on Indian Reservations Programs).	_____
17.	State Safety Oversight Grant Program.	_____
18.	Public Transportation Emergency Relief Program.	_____
19.	Expedited Project Delivery Pilot Program.	_____
20.	Infrastructure Finance Programs.	_____
21.	Construction Hiring Preferences.	_____

DEBARMENT and SUSPENSION CERTIFICATION

As required by the USDOT regulation on Government wide Debarment and Suspension at 49 CFR 29.510

(1) The **Palm Beach MPO** hereby certifies to the best of its knowledge and belief, that it and its principals:

- (a) Are not presently debarred, suspended, proposed for debarment, declared ineligible, or voluntarily excluded from covered transactions by any federal department or agency;
- (b) Have not, within a three-year period preceding this proposal, been convicted of or had a civil judgment rendered against them for commission of fraud or a criminal offense in connection with obtaining, attempting to obtain, or performing a public (federal, state or local) transaction or contract under a public transaction, violation of federal or state antitrust statutes; or commission of embezzlement, theft, forgery, bribery, falsification or destruction of records, making false statements, or receiving stolen property;
- (c) Are not presently indicted for or otherwise criminally or civilly charged by a governmental entity (federal, state or local) with commission of any of the offenses listed in paragraph (b) of this certification; and
- (d) Have not, within a three-year period preceding this certification, had one or more public transactions (federal, state or local) terminated for cause or default.

(2) The **Palm Beach MPO** also hereby certifies that if, later, it becomes aware of any information contradicting the statements of paragraphs (a) through (d) above, it will promptly provide that information to the U.S.D.O.T.


MPO Chair

07/26/17
Date

DISADVANTAGED BUSINESS ENTERPRISE UTILIZATION

It is the policy of the **Palm Beach MPO** that disadvantaged businesses, as defined by 49 Code of Federal Regulations, Part 26, shall have an opportunity to participate in the performance of MPO contracts in a nondiscriminatory environment. The objectives of the Disadvantaged Business Enterprise Program are to ensure non-discrimination in the award and administration of contracts, ensure firms fully meet eligibility standards, help remove barriers to participation, create a level playing field, assist in development of a firm so it can compete successfully outside of the program, provide flexibility, and ensure narrow tailoring of the program.

The **Palm Beach MPO**, and its consultants shall take all necessary and reasonable steps to ensure that disadvantaged businesses have an opportunity to compete for and perform the contract work of the **Palm Beach MPO** in a non-discriminatory environment.

The **Palm Beach MPO** shall require its consultants to not discriminate on the basis of race, color, national origin and sex in the award and performance of its contracts. This policy covers in part the applicable federal regulations and the applicable statutory references contained therein for the Disadvantaged Business Enterprise Program Plan, Chapters 337 and 339, Florida Statutes, and Rule Chapter 14-78, Florida Administrative Code.


Chair


Palm Beach MPO
Name of MPO

07/20/17
Date

**LOBBYING CERTIFICATION for GRANTS, LOANS
and COOPERATIVE AGREEMENTS**

In accordance with Section 1352 of Title 31, United States Code, it is the policy of the **Palm Beach MPO** that:

- (1) No Federal or state appropriated funds have been paid or will be paid by or on behalf of the **Palm Beach MPO**, to any person for influencing or attempting to influence an officer or employee of any Federal or state agency, or a member of Congress or the state legislature in connection with the awarding of any Federal or state contract, the making of any Federal or state grant, the making of any Federal or state loan, extension, continuation, renewal, amendment, or modification of any Federal or state contract, grant, loan, or cooperative agreement.
- (2) If any funds other than Federal appropriated funds have been paid or will be paid to any person for influencing or attempting to influence an officer or employee of any Federal agency, a Member of Congress, an officer or employee of Congress, or an employee of a Member of Congress in connection with this Federal contract, grant, loan or cooperative agreement, the undersigned shall complete and submit Standard Form-LLL, "Disclosure Form to Report Lobbying," in accordance with its instructions.
- (3) The **Palm Beach MPO** shall require that the language of this certification be included in the award documents for all subawards at all tiers (including subgrants and contracts and subcontracts under grants, subgrants, loans, and cooperative agreement), which exceeds \$100,000, and that all such subrecipients shall certify and disclose accordingly.
- (4) This certification is a material representation of fact upon which reliance was placed when this transaction was made or entered into. Submission of this certification is a prerequisite for making or entering into this transaction imposed by Section 1352, Title 31, U.S. Code. Any person who fails to file the required certification shall be subject to a civil penalty of not less than \$10,000 and not more than \$100,000 for each failure.

 Chair	Palm Beach MPO Name of MPO	07/20/17 Date
--	-------------------------------	------------------

TITLE VI/ NONDISCRIMINATION ASSURANCE

Pursuant to Section 9 of US DOT Order 1050.2A, the **Palm Beach MPO** assures the Florida Department of Transportation (FDOT) that no person shall on the basis of race, color, national origin, sex, age, disability, family or religious status, as provided by Title VI of the Civil Rights Act of 1964, the Civil Rights Restoration Act of 1987, the Florida Civil Rights Act of 1992 and other nondiscrimination authorities be excluded from participation in, be denied the benefits of, or be otherwise subjected to discrimination or retaliation under any program or activity.

The **Palm Beach MPO** further assures FDOT that it will undertake the following with respect to its programs and activities:

1. Designate a Title VI Liaison that has a responsible position within the organization and access to the Recipient's Chief Executive Officer.
2. Issue a policy statement signed by the Chief Executive Officer, which expresses its commitment to the nondiscrimination provisions of Title VI. The policy statement shall be circulated throughout the Recipient's organization and to the general public. Such information shall be published where appropriate in languages other than English.
3. Insert the clauses of *Appendices A and E* of this agreement in every contract subject to the Acts and the Regulations
4. Develop a complaint process and attempt to resolve complaints of discrimination against sub-recipients. Complaints against the Recipient shall immediately be forwarded to the FDOT District Title VI Coordinator.
5. Participate in training offered on Title VI and other nondiscrimination requirements.
6. If reviewed by FDOT or USDOT, take affirmative action to correct any deficiencies found within a reasonable time period, not to exceed ninety (90) calendar days.
7. Have a process to collect racial and ethnic data on persons impacted by your agency's programs.

THIS ASSURANCE is given in consideration of and for the purpose of obtaining any and all federal funds, grants, loans, contracts, properties, discounts or other federal financial assistance under all programs and activities and is binding. The person whose signature appears below is authorized to sign this assurance on behalf of the Recipient.

Dated 07/20/17

by  Chief Executive Officer

APPENDICES A and E

During the performance of this contract, the contractor, for itself, its assignees and successors in interest (hereinafter referred to as the "Contractor") agrees as follows:

- (1.) **Compliance with Regulations:** The Contractor shall comply with the Regulations relative to nondiscrimination in Federally-assisted programs of the U.S. Department of Transportation (hereinafter, "USDOT") Title 49, Code of Federal Regulations, Part 21, as they may be amended from time to time, (hereinafter referred to as the Regulations), which are herein incorporated by reference and made a part of this Agreement.
- (2.) **Nondiscrimination:** The Contractor, with regard to the work performed during the contract, shall not discriminate on the basis of race, color, national origin, sex, age, disability, religion or family status in the selection and retention of subcontractors, including procurements of materials and leases of equipment. The Contractor shall not participate either directly or indirectly in the discrimination prohibited by section 21.5 of the Regulations, including employment practices when the contract covers a program set forth in Appendix B of the Regulations.
- (3.) **Solicitations for Subcontractors, including Procurements of Materials and Equipment:** In all solicitations made by the Contractor, either by competitive bidding or negotiation for work to be performed under a subcontract, including procurements of materials or leases of equipment; each potential subcontractor or supplier shall be notified by the Contractor of the Contractor's obligations under this contract and the Regulations relative to nondiscrimination on the basis of race, color, national origin, sex, age, disability, religion or family status.
- (4.) **Information and Reports:** The Contractor shall provide all information and reports required by the Regulations or directives issued pursuant thereto, and shall permit access to its books, records, accounts, other sources of information, and its facilities as may be determined by the *Florida Department of Transportation, the Federal Highway Administration, Federal Transit Administration, Federal Aviation Administration, and/or the Federal Motor Carrier Safety Administration* to be pertinent to ascertain compliance with such Regulations, orders and instructions. Where any information required of a Contractor is in the exclusive possession of another who fails or refuses to furnish this information the Contractor shall so certify to the *Florida Department of Transportation, the Federal Highway Administration, Federal Transit Administration, Federal Aviation Administration, and/or the Federal Motor Carrier Safety Administration* as appropriate, and shall set forth what efforts it has made to obtain the information.
- (5.) **Sanctions for Noncompliance:** In the event of the Contractor's noncompliance with the nondiscrimination provisions of this contract, the *Florida Department of Transportation* shall impose such contract sanctions as it or the *Federal Highway Administration, Federal Transit Administration, Federal Aviation Administration, and/or the Federal Motor Carrier Safety Administration* may determine to be appropriate, including, but not limited to:
 - a. withholding of payments to the Contractor under the contract until the Contractor complies, and/or
 - b. cancellation, termination or suspension of the contract, in whole or in part.
- (6.) **Incorporation of Provisions:** The Contractor shall include the provisions of paragraphs (1) through (7) in every subcontract, including procurements of materials and leases of equipment, unless exempt by the Regulations, or directives issued pursuant thereto. The Contractor shall take such action with respect to any subcontract or procurement as the *Florida Department of Transportation, the Federal Highway Administration, Federal Transit Administration, Federal Aviation Administration, and/or the Federal Motor Carrier Safety Administration* may direct as a means of enforcing such provisions including sanctions for noncompliance. In the event a Contractor becomes involved in, or is threatened with, litigation with a sub-contractor or supplier as a result of such direction, the Contractor may request the *Florida Department of Transportation* to

enter into such litigation to protect the interests of the Florida Department of Transportation, and, in addition, the Contractor may request the United States to enter into such litigation to protect the interests of the United States.

- (7.) **Compliance with Nondiscrimination Statutes and Authorities:** Title VI of the Civil Rights Act of 1964 (42 U.S.C. § 2000d et seq., 78 stat. 252), (prohibits discrimination on the basis of race, color, national origin); and 49 CFR Part 21; The Uniform Relocation Assistance and Real Property Acquisition Policies Act of 1970, (42 U.S.C. § 4601), (prohibits unfair treatment of persons displaced or whose property has been acquired because of Federal or Federal-aid programs and projects); Federal-Aid Highway Act of 1973, (23 U.S.C. § 324 et seq.), (prohibits discrimination on the basis of sex); Section 504 of the Rehabilitation Act of 1973, (29 U.S.C. § 794 et seq.), as amended, (prohibits discrimination on the basis of disability); and 49 CFR Part 27; The Age Discrimination Act of 1975, as amended, (42 U.S.C. § 6101 et seq.), (prohibits discrimination on the basis of age); Airport and Airway Improvement Act of 1982, (49 USC § 471, Section 47123), as amended, (prohibits discrimination based on race, creed, color, national origin, or sex); The Civil Rights Restoration Act of 1987, (PL 100-209), (Broadened the scope, coverage and applicability of Title VI of the Civil Rights Act of 1964, The Age Discrimination Act of 1975 and Section 504 of the Rehabilitation Act of 1973, by expanding the definition of the terms "programs or activities" to include all of the programs or activities of the Federal-aid recipients, sub-recipients and contractors, whether such programs or activities are Federally funded or not); Titles II and III of the Americans with Disabilities Act, which prohibit discrimination on the basis of disability in the operation of public entities, public and private transportation systems, places of public accommodation, and certain testing entities (42 U.S.C. §§ 12131 – 12189) as implemented by Department of Transportation regulations at 49 C.F.R. parts 37 and 38; The Federal Aviation Administration's Non-discrimination statute (49 U.S.C. § 47123) (prohibits discrimination on the basis of race, color, national origin, and sex); Executive Order 12898, Federal Actions to Address Environmental Justice in Minority Populations and Low-Income Populations, which ensures non-discrimination against minority populations by discouraging programs, policies, and activities with disproportionately high and adverse human health or environmental effects on minority and low-income populations; Executive Order 13166, Improving Access to Services for Persons with Limited English Proficiency, and resulting agency guidance, national origin discrimination includes discrimination because of limited English proficiency (LEP). To ensure compliance with Title VI, you must take reasonable steps to ensure that LEP persons have meaningful access to your programs (70 Fed. Reg. at 74087 to 74100); Title IX of the Education Amendments of 1972, as amended, which prohibits you from discriminating because of sex in education programs or activities (20 U.S.C. 1681 et seq).

Palm Beach MPO FTA 5305d funds update

Below are the Palm Beach MPO's transit planning accomplishments and goals:

FFY 2017 Accomplishments

- Palm Tran TDP Major Update
- Analysis of Rail Crossing Safety and Quiet Zone Eligibility
- Began a Multimodal Corridor study and Health Impact Assessment for the highest Transit Ridership Route in the County- US-1, a 42-mile corridor that crosses 14 municipalities.
- Participated in local Mobility Studies and Plans to improve transit service and connectivity
- Conducted countywide Commuter Challenge to promote transit ridership
- Helped promote participation in regional Commuter Challenge led by South Florida Commuter Services
- Collaborated with Transit Agencies to advance Transit Signal Priority on Palm Tran, Regional Easy Card, Boca II Tri-Rail Station, Northern Crossover, and Palm Tran Route Performance Maximization Effort.

FFY 2018 Goals

- Commence Transit Access study to improve pedestrian and bicycle access to the top 10 highest transit ridership areas in the County
- Finish US-1 Multimodal Corridor Study and Health Impact Assessment and conduct additional multimodal corridor studies on high transit ridership routes to improve transit service and safe access to transit.
- Commence Okeechobee Blvd. Multimodal Corridor Study



PALM BEACH
Transportation
Planning Agency

TRANSPORTATION IMPROVEMENT PROGRAM

FY 2019-2023

TPA BOARD FINAL REVIEW - 6/21/18

DRAFT VERSION - MAY MEETINGS

EXECUTIVE SUMMARY

DRAFT

Placeholder: Signed Resolution from TPA Board Chair

**FY 2019 - 2023
TRANSPORTATION IMPROVEMENT PROGRAM
PALM BEACH TPA**

Executive Summary	4
Funding Summary	21
Map of Major Projects	24
Project Listing by Type	
SIS Capacity	26
Major MPO Projects	40
Local Initiative Program	46
Transportation Alternative Program	59
SUN Trail Projects	65
Other FDOT & Local Projects	67
Major Maintenance	92
O&M - Roadways	112
O&M - Transit	150
Airports	156
Railroads	165
Seaports	168
Glossary	Appendix A
MPO Priority Projects List for FY 19-23	Appendix B
Annual Listing of Obligated Projects for FY 18	Appendix C (to be created in Dec 2018)
TIP Amendments & Modifications	Appendix D
Eastern Federal Lands Highway Division FY 17-20 TIP	Appendix E
Public Meetings and Comments	Appendix F

EXECUTIVE SUMMARY

The Transportation Improvement Program (TIP) is a staged program encompassing a five-year period consisting of all regionally significant transportation improvements to all modes of travel in Palm Beach County. The TIP is developed through a continuous, cooperative and comprehensive effort involving the Florida Department of Transportation (FDOT), the Board of County Commissioners, the Port of Palm Beach, South Florida Regional Transportation Authority and municipalities within the County. Consultation is also carried out with the Miami-Dade TPO and Broward MPO during the TIP process. The document complies with the requirements set forth in Section 134 of Title 23, USC and 23 CFR 450.324.

The TIP identifies transportation improvements funded by federal, state and local sources in order to assist local governments within the Palm Beach TPA area with their transportation planning efforts. The TIP is based on the FDOT's FY 19-23 Work Program for Palm Beach County, and generally moves forward the projects in the timeframe from previous TIPs. Please note that the identified projects may experience unforeseen changes and that the FDOT work program and the TIP may be amended throughout the year to accommodate this.

To provide for continuity and ease of use, the projects contained in the TIP have been aggregated by type and listed in sections. The TIP provides funding for the following project types:

	PROJECT TYPE	FUNDING	% OF TOTAL
1.	Strategic Intermodal System (SIS) Capacity	785,726,928	30.8%
2.	Major TPA Projects	71,658,679	2.8%
3.	Local Initiatives Program	137,358,915	5.4%
4.	Transportation Alternatives Program	15,697,745	0.6%
5.	SUN Trail Projects	3,624,000	0.1%
6.	Other FDOT & Local Projects	228,276,893	8.9%
7.	Major Maintenance	294,188,685	11.5%
8.	Operations & Maintenance (O&M) - Roadways	309,951,089	12.1%
9.	O&M - Transit	563,831,005	22.1%
10.	Airports	88,045,000	3.5%
11.	Railroads	36,191,002	1.4%
12.	Seaport	17,175,158	0.7%
TOTAL TIP FY 2019-2023		\$ 2,551,725,099	100%

Time Frame

This document includes a five-year implementation schedule for Fiscal Year 2019 through Fiscal Year 2023 following the federal fiscal calendar which begins on October 1st and ends on September 30th (i.e. Fiscal Year 2019 addresses the dates of October 1, 2018 to September 30, 2019). However, projects utilizing state funds are based on a fiscal year beginning July 1st and ending June 30th.

Certification Review

The Palm Beach TPA undergoes a certification review process annually with FDOT and a quadrennial review with Federal Highway Administration (FHWA) and Federal Transit Administration (FTA). The certification review process ensures the TPA is carrying out the metropolitan planning process in adherence with federal and state regulations. The last joint FHWA and FTA Certification Review was completed on October 30, 2015. The last Joint State/TPA Certification Review was completed on August 4, 2017.

Performance-based Planning and Programming

Performance-based planning and programming uses data-driven, quantitative criteria to set and analyze achievable targets. Using a performance-based method ensures the most efficient investment of federal transportation funds by increasing accountability, transparency, and providing for better investment decisions that focus on key outcomes.

The Palm Beach TPA and FDOT are required to adopt targets based on performance measures related to the national goals enacted by Congress in Moving Ahead for Progress in the 21st Century (MAP-21). The adopted TPA targets are:

Performance Measures		TPA Targets for 2018
Safety	Fatalities	Zero
	Serious Injuries	Zero
	Rate of Serious Injuries per 100M VMT	Zero
	Rate of Fatalities per 100M VMT	Zero
	Nonmotorized Fatalities and Serious Injuries	Zero
System Performance		Due November, 2018
Bridges		Due November, 2018
Pavement		Due November, 2018

Prioritization of Projects

The TIP includes specific investment projects that support all of the TPAs goals including safety, using a prioritization and project selection process. In order to be included in the TIP, a project must be consistent with the TPA adopted Long-Range Transportation Plan (LRTP). Major projects, Local Initiatives, and Transportation Alternatives are scored based on the goals of the LRTP and prioritized for inclusion in the TIP. The TPA will incorporate federally required performance measures into the scoring and prioritization process of the LRTP as they become adopted.

The adopted LRTP was prepared using estimates of available revenues and project and program costs and is presumed to be cost feasible. The LRTP is referenced in local comprehensive plans and seeks consistency with these plans to the maximum extent feasible. The TPA adopted a list of Priority Projects from the LRTP in July and transmitted them to FDOT for use in preparing the tentative Work Program - these are included in Appendix C and highlighted in the summary of projects section. FDOT then developed the Draft Tentative Work Program and provided the schedule of projects for creation of the TIP. Major projects are screened through the State's Efficient Transportation Decision Making (ETDM) review process. This review provides for an early examination of the projects, allowing for timely and effective decision making and early National Environmental Policy Act (NEPA) reviews and approvals.

Congestion Management Process and Evaluation

Projects and system-wide effectiveness for all modes of transportation are evaluated through the Congestion Management Process (CMP). A CMP is a systematic and regionally-accepted approach for managing congestion that provides accurate, up-to-date information on transportation system performance and assesses alternative strategies for congestion management that meet TPA needs.

Transportation Disadvantaged

Transportation Disadvantaged (TD) services are provided for people who, because of physical or mental disability, income status or age, are unable to transport themselves or to purchase transportation and are, therefore, dependent upon others for transportation as defined in Florida Statutes 411.202. The Transportation Disadvantaged Service Plan (TDSP) serves as a comprehensive operational guidebook outlining the services and service parameters that govern public transportation in Palm Beach County, Florida. The TPA works closely with Palm Tran to update the Transportation Disadvantaged Service Plan (TDSP) when new or enhanced policies, rules and procedures are adopted. A copy of the TDSP can be found on the TPA website at: <http://www.PalmBeachTPA.org/LCB>

Project Sections in the TIP

The projects in this document are presented in major categories that are explained in greater detail below.

SIS Capacity Strategic Intermodal System projects are prioritized by FDOT to support regional mobility.

Major TPA Projects The TPA Governing Board annually prioritizes major highway, transit and freight projects from the Cost Feasible Plan based on the Goals, Objectives and Values in the LRTP and the Congestion Management Process (CMP).

Local Initiative Program Lower cost, non-regionally significant projects submitted to the TPA annually by local agencies and prioritized using a project scoring system based on the Goals, Objectives and Values in the LRTP and prioritized through the TPA Governing Board.

Transportation Alternatives Program Active transportation projects submitted to the TPA annually by local agencies and prioritized through the TPA Governing Board.

Shared-Use Nonmotorized (SUN) Trail Network Local governments may submit projects annually to the TPA for prioritization to seek state funding for project implementation. Projects must be paved non-motorized trails on the priority network established by the Florida Office of Greenways and Trails (OGT).

Other FDOT and Local Projects These projects are advanced by agencies other than the TPA with outside discretionary funding sources (e.g. local gas taxes, local impact fees, county incentive grant funds, highway safety program funds, etc.).

Major Maintenance Projects proposed by the maintaining agencies based on the condition of the transportation infrastructure. These are larger projects representing an opportunity to enhance existing facilities through scope modifications or additions.

O&M - Roadways Operations and maintenance projects proposed by the maintaining agencies based on the condition of the transportation infrastructure and the need to operate it efficiently.

O&M - Transit Projects proposed by the transit agencies to continue to operate existing services.

Airports, Railroads and Seaport Projects identified by facility owner/operators consistent with their respective master plans.

SUMMARY OF PROJECTS

The following tables highlight the status of TPA Priority Projects, projects scheduled for construction in FY 2019, and some of the more significant changes between the adopted FY 18-22 TIP and the FY 19-23 TIP. A typical project includes a Project Development and Environment (PD&E) phase, a Design (PE) phase, a Right of Way (ROW) phase and a Construction (CST) phase.

Project Phases

PHASE CODE	NAME
CAP	Capital
CST	Construction Scheduled
DSB	Design Build
ENV	Environmental
INC	Contract Incentives
MNT	Maintenance
MSC	Miscellaneous Construction Scheduled
OPS	Operations
PDE	Project Development and Environmental
PE	Preliminary Engineering Scheduled
PLN	Planning Scheduled
ROW	Right of Way Acquisition Scheduled
RRU	Railroad & Utilities

Definitions and Acronyms

For a full list of definitions and acronyms, see Appendix A.

Funding code descriptions are available in the funding summary table on page ____.

Table 1: Major TPA Projects

Shown in \$1,000s

Rank	Lead Agency	Proj. No.	Project	Location	Improvement	Total Cost	<FY 19	TRANSPORTATION IMPROVEMENT PROGRAM FY 19-23					Needs	Notes
								FY 19	FY 20	FY 21	FY 22	FY23		
1	FDOT	4193452	Southern Blvd / SR 80	W of Lion Country Safari to Forest Hill Blvd	Widen from 4 to 6 lanes	\$53,733	\$51,066	ROW \$591	ROW \$2,077					CST May 2018
2b	AAF/ Brightline	4353432	FEC Railroad Crossings	15th St in West Palm Beach to Martin County Line	Install Safety/Quiet Zone infrastructure on FEC corridor	\$2,239	\$1,739						\$500	CST with Brightline phase 2
3	SFRTA	4297671	Tri Rail Northern Layover Facility	CSX tracks E of I-95 in Mangonia Park/WPB	Construct new facility to enhance O&M for existing system and support Jupiter extension	\$36,150	\$32,616	CAP \$3,534						Design-Build 2018
4	FDOT/ SFRTA	4170317	Tri Rail - New Service Extension	West Palm Beach to Jupiter	Extend commuter rail service onto the FEC corridor via the Northwood Crossover and construct 3 new stations – 45th Street, PGA Blvd, and Toney Penna Dr.	\$109,522	\$1,172		PDE \$1,350				\$107,000	TPA Steering Committee on hold
5	Palm Tran	4347352	Palm Tran - Support Facility	Delray Beach: Congress Ave	Expand existing administrative and maintenance facilities	\$21,094	\$1,271	CAP \$19,823						CST FY 2019
6	SFRTA	430458.1 & .2	Tri Rail	East side of Military Tr S of Glades Rd	Construct second Tri Rail station in Boca Raton on CSX/SFR corridor	\$18,500	\$1,500		CAP \$4,417	CAP \$3,417			\$9,167	
7	FDOT	2296584	Atlantic Ave	SR 7 to W of Lyons	Widen from 2 to 4 lanes	\$31,605	\$1,571	ROW \$1,911	ROW ENV \$7,032 \$50	ROW ENV \$2,407 \$5	ROW CST \$3,103 \$15,326			
8	FDOT/ Palm Tran	4383861	US 1	Camino Real to Indiantown Rd	New express bus service with associated multimodal corridor improvements	\$207,352	\$787		PE \$755	PE \$10	PE \$3,000	PE \$1,500	\$201,300	
9	Lake Worth	4420941	Boutwell Road	Lake Worth Road to 10th Ave North	Add turn lanes and other operational improvements	\$3,100		PE \$5	CST \$3,095					
10	FDOT	440575.1 - .3	Atlantic Ave	W of Lyons to Jog Rd	Widen from 4 to 6 lanes	\$79,498		PDE \$720	PDE \$2,500		PE \$2,020		\$74,258	

Table 1: Major TPA Projects

Shown in \$1,000s

Rank	Lead Agency	Proj. No.	Project	Location	Improvement	Total Cost	<FY 19	TRANSPORTATION IMPROVEMENT PROGRAM FY 19-23					Needs	Notes
								FY 19	FY 20	FY 21	FY 22	FY23		
11	FDOT/ Palm Tran	4417581	Okeechobee Blvd	SR 7 to Downtown West Palm Beach (including SR 7 to Wellington Mall)	New premium transit service with associated multimodal corridor improvements	\$215,000		PDE \$10		PE \$750		PE \$3,000	\$211,240	
12	FDOT	4417561	SR 80	SR 15 to CR 880	Add street lighting	\$5,580			PL \$80				\$5,500	
13	FDOT	4417571	US 27 Connector	US 27 to SR 715	Construct new 2 lane road	\$26,850					PL \$250		\$26,600	
		4352071	Reserve Funding	DDR and DS reserve funding for future projects							\$17,844			
Cost Summary						\$810,224	\$91,721	\$26,595	\$21,355	\$6,789	\$41,543	\$4,500	\$635,565	

Table 2: Local Initiatives Program

Shown in \$1,000s

Rank	Lead Agency	Proj. No.	Project	Location	Improvement	Total Cost	< FY 19	TRANSPORTATION IMPROVEMENT PROGRAM FY 19-23					Needs	Notes
								FY 19	FY 20	FY 21	FY 22	FY 23		
12-1	Palm Tran	4317621	Palm Tran Signal Prioritization	Route 43	Signal Priortization	\$1,250	\$1,250							Implement TBD
12-2	Palm Tran	4317631	Palm Tran Signal Prioritization	Route 62	Signal Priortization	\$1,250	\$1,250							Implement TBD
13-1	FDOT	4351581	Southern Blvd/ SR 80	At Sansbury's Way Intersection	Add EB right, second WB left and widen C-51 canal bridge	\$7,850	\$7,850							CST Aug 2018
13-3	FDOT	229896.1 & .3	Beeline Hwy/SR 710 Beautification	W of Australian Ave to Dixie Hwy	Install median irrigation and landscaping	\$3,745	\$1,366	ROW \$1,310	ROW \$1,068					CST July 2018
13-4	FDOT	4351601	Palmetto Park Rd	SR 7 to NW 2nd Ave	Construct 10-ft+ multi-use pathway on the south side of roadway	\$3,826	\$3,826							CST April 2018
13-6	Palm Tran	4317611	Palm Tran Fare Collection	Systemwide	Implement Easy Card interface, Mobile ticketing	\$1,320	\$1,320							Implement 2018
14-1	FDOT	4328833	W Indiantown Road	Florida Turnpike to US 1	Install Adaptive Traffic Control System and patterned pavement crosswalk improvements at signalized intersections.	\$4,473	\$797	CST \$3,675						
								RRU \$42						
14-2	FDOT	2297444	US 1	11th Street to 27th Street	Install pedestrian scale lighting on east side of corridor	\$360	\$360						\$835	
14-3	FDOT	4383841	Australian Ave	1st Street to Blue Heron Blvd	Install pedestrian scale lighting	\$3,749		PE \$610	ENV \$15	CST \$3,124				
14-4	FDOT	4368931	Congress Ave	Columbia Medical Plaza to Blue Heron Blvd	Install pedestrian scale lighting	\$3,672	\$570	CST \$3,102						
14-5	FDOT	436894.1-.5	Bridge Replacement	Seminole Dr (L-16) Sandalfoot (E-1-E) New England Bl (E-1) El Clair Ranch (L-30)	Replace bridges; introduce bike/ped facilities, maximize vertical clearance for waterway	\$8,089	\$2,257		CST \$5,832					
14-7	Delray Beach	4368961	Lowson Blvd/ SW 10th St	Military Trail to SE 6th Ave	Install bike lanes and sidewalks. Includes standalone pedestrian bridges.	\$4,792	\$5		CST \$4,787					

Table 2: Local Initiatives Program

Shown in \$1,000s

Rank	Lead Agency	Proj. No.	Project	Location	Improvement	Total Cost	< FY 19	TRANSPORTATION IMPROVEMENT PROGRAM FY 19-23						Needs	Notes	
								FY 19		FY 20		FY 21				FY 22
14-8	FDOT	4368971	Fiber Optic Cable Installation	Seminole Pratt - SR 80 to Northlake Blvd, Lyons Rd - Lantana Rd to Boynton Beach Blvd, Lawrence Rd - Hypoluxo Rd to Boynton Beach, Military Trail - Linton Blvd to Glades/Butts Rd	Install fiber optic communication cable to connect additional traffic signals to ITS network	\$2,979	\$310	ENV	\$10	CST	\$2,659					
14-9	FDOT	4368991	Hamlin Blvd	190th St to 180th Ave N	Construct a 6-ft pathway	\$896	\$295	ENV	\$30	CST	\$571					
14-10	FDOT	4383871	Video Camera Detection	27 mast arm traffic signals with loop detection	Replace inductive loops with video camera detection	\$2,206	\$60			CST	\$2,146					
14-11	FDOT	4383881	Clint Moore Road	Congress Ave to NW 2nd Ave.	Construct 10-ft shared use pathway on the south side of the corridor	\$1,147	\$310	ENV	\$30	CST	\$807					
14-12	FDOT	4383891	Swinton Ave	S 10th St to NE 4th St	Widen to provide two 10-ft travel lanes, 4-ft bike lanes and 6-ft sidewalks. Add street lighting, drainage, landscaping.	\$3,620	\$997	ENV	\$10	CST	\$2,613					
15-1	West Palm Beach	4383901	Two New WPB Trolley Routes	Tri-Rail Station to northern and southern WPB	Purchase seven (7) vehicles to support new trolley service	\$1,505	\$1,505									
15-2	Palm Tran	4383921	Palm Tran Bus Shelters	Various locations along existing bus routes	Construct 30 transit shelters	\$600	\$600									
15-3	West Palm Beach	4383961	WPB Trolley Shelters	Various locations along existing trolley lines	Construct seven (7) trolley shelters	\$571		CAP	\$571							
15-4	FDOT	4383941	Homewood Blvd	Old Germantown Rd to Lowson Blvd	Install bike lanes and sidewalks	\$1,555		PE	\$460	ENV	\$10	CST	\$1,085			
15-5	FDOT	4383951	George Bush Blvd	NE 2nd Ave to A1A (excluding Intracoastal Waterway bridge)	Widen to provide two 10-ft travel lanes, 5-ft bike lanes and 5-6 ft sidewalks. Add street lighting, drainage, landscaping.	\$5,108		PE	\$760	ENV	\$20	CST	\$4,328			
15-6	Boca Raton	4383991	New Boca Raton Trolley	Tri-Rail Station to Downtown and Downtown Circulator	Purchase seven (7) vehicles to support new trolley service	\$1,505		CAP	\$1,505							

Table 2: Local Initiatives Program

Shown in \$1,000s

Rank	Lead Agency	Proj. No.	Project	Location	Improvement	Total Cost	< FY 19	TRANSPORTATION IMPROVEMENT PROGRAM FY 19-23					Needs	Notes
								FY 19	FY 20	FY 21	FY 22	FY 23		
15-7	Delray Beach	4384001	Existing Delray Beach Trolley	Tri-Rail Station to Atlantic Ave/A1A	Replace four (4) vehicles	\$860			CAP \$860					
15-8	FDOT	4384021	NE 5th Ave	Boca Raton Rd to NE 20th St	Construct 6-ft sidewalk on west side	\$737		PE \$260	ENV \$25	CST \$452				
16-1	Delray Beach	4400411	Congress Ave.	C-15 Canal to Atlantic Ave in Delray Beach	Convert 6L to 4L and install protected bike lanes	\$5,113		PE \$5		CST \$5,108				
16-2	FDOT	4400421	US 1 (Dixie Highway)	Albemarle Rd to Okeechobee Blvd in West Palm Beach	Convert 4L to 3L and associated multimodal improvements	\$15	\$15	PE \$374	ENV \$25	CST \$3,012				
16-3	FDOT	4400431	Brant Bridge	Bridge over C-15 Canal in Delray Beach	Bridge replacement and inclusion of shared use path	\$2,798		PE \$655	ENV \$30	CST \$2,113				
16-4	Wellington	4400441	Big Blue Trace	Wellington Trace to South Shore Blvd	10 ft shared-use path; crosswalk striping	\$693		PE \$5		CST \$688				
16-5	FDOT	4400451	Traffic Calming in Indian Trail Improvement District	Various midblock locations	Install speed tables, midblock islands, raised medians	\$1,092		PE \$245 ENV \$10	ENV \$48	CST \$789				
16-6	FDOT	4400461	Lake Worth Road/SR-802	Erie Street to A Street	Pedestrian enhancements/ traffic circle reconfiguration	\$1,747			PE \$454	ENV \$125	CST \$1,168			
17-1 & 17-5	West Palm Beach	4415701	36th Street ped/bike enhancements & bridge	Australian Avenue to Poinsettia Avenue	Buffered bicycle lanes and pedestrian enhancements	\$8,873			PE \$7		CST \$8,866			
17-2	Delray Beach	4415331	Lindell Boulevard	Linton Blvd to Federal Hwy/US 1	Install sidewalks and cycletracks	\$12,148			PE \$5		CST \$12,143			
17-3	Jupiter	4415721	Indiantown Road	US 1 to A1A	Install bicycle lanes and multiuse paths	\$4,420			PE \$5		CST \$4,415			
17-4	Palm Tran	4415711	Bus Shelters	Various bus stops	Replace bus shelters	\$800					CAP \$800			
17-6	Delray Beach	4415321	Barwick Road	Atlantic Avenue to Lake Ida Road	Install sidewalks and cycletracks	\$10,451				PE \$5		CST \$10,446		
17-7	Delray Beach	4415861	Brant Bridge Connector	Small loop connecting Lindell Blvd to Brandt Bridge	Install sidewalks and cycletracks	\$2,540				PE \$5		CST \$2,535		
--		4352071	Reserve Box	Surface Transportation (SU) reserve funding for Local Initiative Projects		\$23,298					\$9,030	\$14,268		
Cost Summary						\$141,653	\$24,944	\$13,669	\$21,988	\$20,833	\$36,422	\$27,249	\$835	

Table 3: Transportation Alternatives Program

Shown in \$1,000s

Rank	Lead Agency	Proj. No.	Project	Location	Improvement	Total Cost	< FY 19	TRANSPORTATION IMPROVEMENT PROGRAM FY 19-23					Needs	Notes
								FY 19	FY 20	FY 21	FY 22	FY 23		
13-3	West Palm Beach	4351461	Tamarind Ave	Banyan Blvd to Palm Beach Lakes Blvd in West Palm Beach	Install pedestrian lighting and landscaping	\$959	\$959							CST July 2018
13-4	Delray Beach	4368721	NE 2nd Ave	NE 13th St to NE 22nd St in Delray Beach	Construct sidewalks, add designated bike lanes, reduce vehicle travel lane widths, install landscaping	\$1,636	\$1,636							CST Sep 2018
14-1	Palm Beach County	4369301	Safe Routes to Schools	Australian Ave - 9th St to 13th St Kirk Road - Forest Hill Blvd to Pot O' Gold St. Military Trail – Dolphin Dr to Old Military Tr	Install overhead school zone flashers	\$482	\$482							CST May 2018
14-2	West Palm Beach	4369321	North Shore Neighborhood in West Palm Beach	Residential Streets bounded by 45th St, Congress Ave, Australian Ave and Lake Mangonia	Construct ADA compliant ramps and sidewalks, enhanced crosswalks, and signage	\$573	\$573							CST Sep 2018
14-3	Royal Palm Beach	4368741	Okeechobee Blvd	Folsom Rd to SR 7 and Partridge Lane south of Okeechobee Blvd.	Install pedestrian lighting	\$1,542	\$1,542							CST Jul 2018
14-4	Delray Beach	4382891	Seacrest Blvd	NE 22nd Street to Gulfstream Blvd	Add green bike lanes,wider sidewalks, brick crosswalks and school zone lighting	\$1,704	\$5	CST	\$1,699					CST Feb 2019
15-2	Wellington	4383061	Binks Pointe Pathway	Binks Forest Dr. to Flying Cow Road	Construct Multi-use pathway to connect to Wellington Environmental Preserve	\$549	\$7	CST	\$542					
15-3	Royal Palm Beach	4382901	ADA Update	Various Royal Palm Beach neighborhoods	Upgrade existing sidewalks to ADA standards in residential neighborhoods	\$839	\$5	CST	\$834					
15-4	FDOT	4382911	Sidewalk Improvements	Various Belle Glade neighborhoods	Construct missing sidewalks near schools	\$1,273	\$368	CST	\$904					
15-5	West Palm Beach	4383851	ADA Update	Various West Palm Beach neighborhoods	Upgrade existing sidewalks to ADA standards near schools	\$879	\$5	CST	\$874					

Table 3: Transportation Alternatives Program

Shown in \$1,000s

Rank	Lead Agency	Proj. No.	Project	Location	Improvement	Total Cost	< FY 19	TRANSPORTATION IMPROVEMENT PROGRAM FY 19-23					Needs	Notes
								FY 19	FY 20	FY 21	FY 22	FY 23		
16-1	Wellington	4400141	Bicycle Improvements	Aero Club Drive in Wellington	Construct 4.2 mile long bike lane	\$766	\$5		CST \$761					
16-2	West Palm Beach	4400151	Pedestrian Bridge	North Shore Bridge in West Palm Beach	Construct pedestrian bridge west of existing bridge	\$1,015	\$5		CST \$1,010					
16-3	West Palm Beach	4400121	ADA/Crosswalk Improvements	Roosevelt Estates Neighborhood in West Palm Beach	Install ADA ramp improvements and textured pavement in crosswalks	\$910	\$5		CST \$905					
16-4	Delray Beach	4400171	Alley Project	Various locations in Delray Beach	Pave alleyways and install landscaping	\$2,572	\$5		CST \$2,567					
17-1	West Palm Beach	4415271	Pedestrian Improvements	Northmore neighborhood	Add sidewalks and construct multi-use path	\$1,215		PE \$5		CST \$1,210				
17-2	Westgate CRA/ Palm Beach County	4415301	Pedestrian Improvements	Belvedere Heights neighborhood	Install streetlights and sidewalks	\$1,109		PE \$5		CST \$1,104				
17-3	North Palm Beach	4415291	Anchorage Drive	Between north and south US 1 intersections	Construct bike lanes	\$1,563		PE \$5		CST \$1,558				
17-4	Royal Palm Beach	4415311	FPL Pathway	Between Lamstein Ln. and Las Palmas St.	Install LED lighting adjacent to pathway	\$1,169		PE \$5		CST \$1,164				
Cost Summary						\$20,754	\$5,603	\$4,873	\$5,242	\$5,037				

Table 4: SUN Trail Program

Shown in \$1,000s

Rank	Applicant	Proj. No.	Project	Location	Improvement	Total Cost	< FY 19	TRANSPORTATION IMPROVEMENT PROGRAM FY 19-23					Needs	Notes
								FY 19	FY 20	FY 21	FY 22	FY 23		
16-1	West Palm Beach	4394041 & 2	US 1 (Broadway Ave)	25th St to 42nd St	Convert 4-lane roadway to 2-lane divided roadway with Shared-Use Nonmotorized trail	\$3,624		PE \$150		PE \$1,260 ENV \$20		CST \$2,194		
Cost Summary						\$3,624		\$150		\$1,280		\$2,194		

Table 5: Other FY 2019 Construction/Implementation Projects

Project Number	Location	Improvement	Total Cost
4061441	Florida Tpk widening from N of Boynton Beach Blvd to Lake Worth Rd	Widen from 4 lanes to 6 lanes	\$207,887,119
4331095	I-95 from south of Glades Rd. to south of Linton Blvd.	Convert HOV lane to managed lane, add second managed lane	\$113,492,294
4392291	South Central Florida Express Railway	Southeast Rail Extension connecting Clewiston and Bryant rail systems	\$44,275,000
4124204	I-95 @ Glades Road/SR-808	Interchange improvements at Glades Road and I-95, including auxiliary lanes from westbound Glades Road to I-95 and improved bike lanes	\$36,306,380
4353841	I-95 @ Linton Boulevard Interchange	Reconstruct I-95 Interchange (add lanes) at Linton Blvd and widen Linton Blvd	\$26,566,868
4379911	Florida Tpk Resurfacing MP 81.4-83.822 & 86.5-90.183	Resurfacing	\$22,162,776
4323441	Boynton Beach Blvd/SR-804 From W of Palm Isle Drive To Congress Ave	Resurfacing	\$11,700,964
4378361	SR-7/US-441 south of Atlantic Ave/SR-806 to Boynton Beach Blvd/SR-804	Resurfacing and lighting retrofit	\$11,021,561
2013527B	Lyons Rd from N of Clint Moore Rd to Atlantic Ave	Widen to 4 lanes	\$10,600,000
4362151	On Port Rail Facility Expansion Project	Reconfiguration of existing rail lines; new rail lines and staging area	\$9,692,703
2003503B	Northlake Blvd from E of Hall Blvd to Coconut Blvd	Widen to 4 lanes	\$9,200,000
1997511D	Seminole Pratt Whitney Rd from Orange Blvd to S. of Northlake Blvd	Widen to 4 lanes	\$8,400,000
4378341	US-1 from north of George Bush Blvd. to Murano Bay Dr.	Resurfacing	\$7,313,441
4363071	Southern Blvd/SR-80 At Forest Hill Blvd	Add 3rd WB left turn, convert NB to 3 through lanes & continuous right turn lane	\$6,957,788
4348331	Port of Palm Beach Berth 1 Expansion	Seaport Capacity Project	\$6,769,000
1997511	Royal Palm Beach Blvd from 60th St to S of Orange Blvd	Widen to 5 lanes	\$5,800,000
2010504B	Lyons Rd from 1 mile N of Lantana Rd to Lake Worth Rd	Widen to 4 lanes	\$5,000,000
2003503A	Northlake Blvd from E of Seminole Pratt Whitney Rd to E of Hall Blvd	Widen to 4 lanes	\$4,300,000
1997512A3	Seminole Pratt Whitney Rd at Northlake Blvd	Intersection Improvements	\$4,200,000
4378351	US-1/Dixie Hwy north of Hypoluxo Road To Waterway Drive	Resurfacing	\$3,598,134
4378371	Beeline Hwy/SR-710 from S. of Pratt Whitney Rd To S. of Park of Commerce Blvd	Resurfacing	\$3,427,534

Table 5: Other FY 2019 Construction/Implementation Projects

Project Number	Location	Improvement	Total Cost
4321541	Spanish River Blvd/SR-800 over the Intracoastal Waterway (ICWW)	Bridge rehabilitation	\$3,343,176
4420301	Barfield Hwy from E 7th Street to E Main Street	Road Reconstruction - 2 lane	\$2,952,534
4422001	Port of Palm Beach Passenger Loading Bridge	Seaport Capacity Project	\$2,500,000
2007500	Lyons Rd from Lake Worth Rd to S of LWDD L-11 Canal	Widen to 3 lanes	\$2,500,000
4338881	SR-A1A/Blue Heron Bridge (930269) over ICWW Replace Fender System	Bridge rehabilitation	\$2,335,688
2014507S	Gateway Blvd at Military Trl	Intersection Improvements	\$2,200,000
2019009901	Jog Rd from Lake Ida Rd to Boynton Beach Blvd	Resurfacing	\$1,800,000
2015520	Florida Mango Rd from Edgewater Dr to Barbados Rd	Bridge replacement	\$1,600,000
4414571	Alternate SR-A1A/SR-811 Ramp to SB I-95 over RCA Center Dr & Fec R/R	Bridge Painting	\$1,462,554
4420251	SW 10 Ave from S Terminus to Dr Mlk Jr Blvd	Road Reconstruction - 2 lane	\$1,307,813
2013534	Okeechobee Blvd at Church St	Intersection Improvements	\$1,000,000
4400781	Military Trail/SR-809 from Southern Blvd. to Cumberland Drive	Intersection lighting improvements	\$847,449
4306082	Forest Hill Blvd/SR-882 at 16th Place South	Install a new traffic signal; modify the median opening on the E leg and extend the WB left turn lane.	\$846,626
2016506	Palmetto Park Rd from E of Military Trl to I-95	Intersection Improvements	\$800,000
2012505	Lake Worth at Jog Rd	Intersection Improvements	\$630,000
2017R302	Okeechobee Blvd at Jog Rd	Intersection Improvements	\$500,000
4433621	Rosemary Ave from 1st St to 8th St	Decorative lighting	\$400,000
4361131	Lake Worth Rd/SR-802 from Sherwood Forest Blvd. to SR-809 Military Tr	Intersection lighting	\$312,783
4423211	US-98/441/SR-80 @ SCFE Crossing (853357V)	Rail Safety Project	\$117,916
4423201	US-98/441/East Main Street @ SCFE Crossing (272282T)	Rail Safety Project	\$97,990

Table 6: Significant Changes from FY 2018-2022 TIP

Project Number	Location	Improvement	Significant Change	Section
4061441	Florida Tpk widening from N of Boynton Beach Blvd to Lake Worth Rd	Widen from 4 lanes to 6 lanes	Added CST FY19 - \$186,525,880	SIS Capacity
4132601	I-95 @ Palm Beach Lakes Blvd	Interchange Improvement	Added PE FY 23- \$1,366,295 Added CST FY 24 - \$12,207,701	SIS Capacity
4403911	Mcclure Rd: Lake Ave To Rim Canal Rd	Resurfacing	Deleted per Pahokee's Request	Major Maintenance
4416311	US-27 From Hendry County Line To SR-80	Resurfacing	Added PE FY 19 - \$1,220,569 Added CST FY21 - \$12,923,579	Major Maintenance
4416321	Lake Worth Road/SR-802 Fr Raulerson Dr To Palm Beach State College Ent	Resurfacing	Added PE FY 19 - \$469,364 Added CST FY21 - \$3,034,671	Major Maintenance
4416331	Forest Hill Blvd/SR-882 from SR-7/US-441 To Pinehurst Drive	Resurfacing	Added PE FY19 - \$355,000 Added CST FY21 - \$4,218,000	Major Maintenance
4420251	SW 10 Ave From S Terminus To Dr Mlk Jr Blvd	Road Reconstruction	Added CST FY19 - \$1,307,813	Major Maintenance
4420301	Barfield Hwy From E 7 Street To E Main Street	Road Reconstruction	Added PE FY18 - \$475,000 Added CST FY19 - \$2,952,534	Major Maintenance

Public Participation Process

The Draft FY 2019-2023 TIP was presented as an information item to the TPA Board on May 17, 2018. The Palm Beach TPA adopted the FY 2019-2023 TIP at a public meeting of the TPA Board on June 21, 2018. The following opportunities for public review and comment were offered for more than 30 days prior to the public meeting:

Website - The Draft FY 2019-2023 TIP document in PDF form, Notice of the Public Meeting and an online public comment are posted to www.PalmBeachTPA.org. The website also provides information on all of the ways to review the draft TIP and offer public comments.

Newspaper advertising - Provides notice of the Public Meeting and information of the various opportunities for viewing the Draft TIP, asking questions and offering public comment.

Palm Beach Post - Display ads published in the main section on x/x/xx. Spanish language ads were published in the free weekly editions of el Latino Semanal on x/x/xx.

TPA Office, 18 Palm Beach County libraries & 11 Municipal Libraries - Distribute a printed notice with instructions to access the online Draft FY 2019-2023 TIP document for public review and comment.

TPA Advisory Committees - The Draft TIP is reviewed by the TPA's Technical Advisory Committee (TAC), Citizens Advisory Committee (CAC) and Bicycle Trailways Pedestrian Advisory Committee (BTPAC). The TAC is comprised of planning and engineering staff from municipal, county and state agencies and organizations to provide input on the technical aspects of the program. The CAC is comprised of representatives from the community with interests in transportation and planning in accordance with the requirements of TEA-21 and Chapter 339.175, F.S., to provide a citizen viewpoint on transportation projects and impacts. The BTPAC is comprised of representatives from the community with interests in active transportation.

TPA Board meeting - Public comments were heard at the publicly noticed TPA Board meetings during the initial information draft on May 18, 2017 and the final adoption on June 15, 2017.

Funding

A typical project includes a Project Development and Environment (PD&E) phase, a Design (PE) phase, a Right of Way (ROW) phase and a Construction (CST) phase. Costs on the TIP pages will have historical costs, five years of the current TIP and projected future costs to complete the project consistent with the LRTP Cost Feasible Plan. For some ongoing programs, such as resurfacing, safety or operational projects, there may not be a total cost provided but rather additional details on that program.

The TIP is financially constrained for each fiscal year. Federally funded projects identified in the TIP can be implemented using current proposed revenue sources based on the FDOT Tentative Work Program and locally dedicated transportation revenues. All Projects funded by FDOT with federal or non-federal dollars are included in a balanced 36-month forecast of cash and expenditures and a five-year finance plan supporting the FDOT Work Program. All local government projects (non-federally funded) that are included in the TIP are part of member local government's capital improvement programs. The following table provides a summary of federal, state and local funding codes as well as the dollar amounts allocated to projects within each funding code by fiscal year. Note that all project costs are shown in year of expenditure dollars, meaning the costs reflect the adjusted value of the work at the time the funds will be expended on the project.

Total Programmed by Funding Code

Fund Code / Name		2019	2020	2021	2022	2023	Total
Federal							
5307	FEDERAL TRANSIT URBAN AREA FORMULA FUNDS	15,975,000	15,975,000	15,975,000	15,975,000	-	63,900,000
5311	FEDERAL TRANSIT RURAL AREA FORMULA FUNDS	312,878	312,878	312,878	312,878	-	1,251,512
5339	FTA BUS & BUS FACILITIES INFRASTRUCTURE	1,600,000	1,600,000	1,600,000	-	-	4,800,000
FTA	FEDERAL TRANSIT ADMINISTRATION	18,200,000	16,500,000	16,500,000	16,500,000	16,500,000	84,200,000
AC..	ADVANCED CONSTRUCTION (REIMBURSED BY FED)						
ACNP	AC NATIONAL HWY FUNDS	48,817,649	10,522,440	28,023,015	68,545,425	24,691,887	180,600,416
ACSA	AC STATEWIDE STP (SA) FUNDS	559,781	500,845	-	-	-	1,060,626
ACTA	AC STATEWIDE TRANSPORTATION ALT (TALT)	546,630	-	-	-	-	546,630
CM	CONGESTION MITIGATION FOR AIR QUALITY	-	-	1,725,434	-	-	1,725,434
DU	STATE PRIMARY/FEDERAL REIMB	328,421	220,116	244,892	380,196	399,206	1,572,831
FAA	FEDERAL AVIATION ADMIN	150,000	9,300,000	675,000	-	-	10,125,000
FHPP	FEDERAL HIGH PRIORITY PROJECTS	-	1,138,050	-	-	-	1,138,050
HPP	HIGH PRIORITY PROJECTS	-	1,157,955	-	-	-	1,157,955
HSID	NAT HWY PERFORM-INTERSECTION CRASHES	34,500	494,536	-	-	-	529,036
HSLD	NAT HWY PERFORM-LANE DEPARTURE CRASHES	-	5,443,836	-	-	-	5,443,836
HSP	HIGHWAY SAFETY PROGRAM	2,441,179	4,283,738	2,363,582	2,911,647	-	12,000,146
NHRE	NAT HWY PERFORM - RESURFACING	-	2,678,330	-	-	-	2,678,330
REPE	REPURPOSED FEDERAL EARMARKS	-	203,150	-	-	-	203,150
RHH	RAIL HIGHWAY X-INGS - HAZARD	215,906	-	-	-	-	215,906
SA	STP, ANY AREA STATEWIDE	8,879,203	2,228,240	-	-	2,000,000	13,107,443
SU	STP, PALM BEACH MPO	16,160,816	19,226,604	19,301,249	19,301,249	19,301,249	93,291,167
TALT	TRANSPORTATION ALTS- ANY AREA STATEWIDE	1,759,265	1,130,921	1,587,453	-	-	4,477,639
TALU	TRANSPORTATION ALTS PALM BEACH MPO	1,554,602	1,554,229	1,559,452	-	-	4,668,283
<i>Federal Subtotal</i>		<i>117,535,830</i>	<i>94,470,868</i>	<i>89,867,955</i>	<i>123,926,395</i>	<i>62,892,342</i>	<i>488,693,390</i>

Total Programmed by Funding Code

Fund Code / Name		2019	2020	2021	2022	2023	Total
State							
BNBR	AMENDMENT 4 BONDS (BRIDGES)	1,806,737	-	96,801,229	-	-	98,607,966
BNIR	INTRASTATE R/W & BRIDGE BONDS	8,718,478	37,169,454	-	26,683,676	-	72,571,608
BRRP	STATE BRIDGE REPAIR & REHAB	7,442,357	4,541,001	4,481,828	3,595,974	-	20,061,160
CIGP	COUNTY INCENTIVE GRANT PROGRAM	1,161,138	2,690,784	3,614,532	-	1,213,286	8,679,740
D	UNRESTRICTED STATE PRIMARY	16,616,469	17,882,141	17,365,683	16,941,310	15,936,134	84,741,737
DDR	DISTRICT DEDICATED REVENUE	31,029,457	43,479,670	61,948,247	26,022,926	33,671,998	196,152,298
DEM	ENVIRONMENTAL MITIGATION	1,500,000	-	-	-	-	1,500,000
DI	ST. - S/W INTER/INTRASTATE HWY	900,000	80,000	11,020,000	99,673,385	250,000	111,923,385
DIH	STATE IN-HOUSE PRODUCT SUPPORT	1,853,064	1,461,112	1,763,506	1,051,236	475,673	6,604,591
DIS	STRATEGIC INTERMODAL SYSTEM	6,337,579	10,468,062	4,531,938	-	-	21,337,579
DITS	STATEWIDE ITS - STATE 100%.	1,433,157	1,468,986	1,505,711	1,543,354	1,585,024	7,536,232
DPTO	STATE - PTO	14,099,172	17,704,442	14,387,128	12,351,954	-	58,542,696
DS	STATE PRIMARY HIGHWAYS & PTO	35,130,027	24,279,910	22,223,048	10,935,045	7,934,490	100,502,520
DSBD	I-95 EXPRESS LANES	99,708,111	528,200	2,900,000	200,000	-	103,336,311
EM19	GENERAL ASSEMBLY APPROPRIATIONS FY19	3,079,520	-	-	-	-	3,079,520
GMR	GROWTH MANAGEMENT FOR SIS	2,316,989	-	-	-	-	2,316,989
PKBD	TURNPIKE MASTER BOND FUND	-	-	-	-	3,000,000	3,000,000
PKED	2012 SB1998-TURNPIKE FEEDER RD	8,495,802	-	-	-	-	8,495,802
PKYI	TURNPIKE IMPROVEMENT	222,690,708	5,469,998	1,470,000	41,087,799	900,000	271,618,505
PKYO	TURNPIKE TOLL COLLECTION/OPER.	-	-	-	-	-	-
PKYR	TURNPIKE RENEWAL & REPLACEMENT	23,843,050	-	-	-	-	23,843,050
PORT	SEAPORTS	2,250,000	-	-	-	-	2,250,000
SCRC	SCOP FOR RURAL COMMUNITIES	4,260,347	-	-	-	-	4,260,347
SED	STATE ECONOMIC DEVELOPMENT	-	-	450,000	-	-	450,000
SIWR	2015 SB2514A-STRATEGIC INT SYS	23,846,504	-	-	-	-	23,846,504
TCOR	TRANSIT CORRIDOR	415,000	415,000	415,000	415,000	-	1,660,000
TDTF	TRANS DISADV - TRUST FUND	2,942,000	2,942,000	2,942,000	2,942,000	-	11,768,000
TLWR	2015 SB2514A-TRAIL NETWORK	150,000	-	-	-	2,184,000	2,334,000
TMBD	I-95 EXPRESS LANES	-	-	-	1,276,895	1,595,917	2,872,812
TRIP	TRANS REGIONAL INCENTIVE PROGM	-	5,641,735	-	250,000	352,280	6,244,015
TRWR	2015 SB2514A-TRAN REG INCT PRG	-	1,314,453	-	-	-	1,314,453
<i>State Subtotal</i>		<i>522,025,666</i>	<i>177,536,948</i>	<i>247,819,850</i>	<i>244,970,554</i>	<i>69,098,802</i>	<i>1,261,451,820</i>

Total Programmed by Funding Code


Fund Code / Name		2019	2020	2021	2022	2023	Total
Local							
ADR	ADVERTISING REVENUE	725,000	725,000	725,000	725,000	-	2,900,000
ADV	AD-VALOREM	53,010,068	50,959,694	32,614,505	33,781,205	-	170,365,472
BOCA	BOCA RATON	375,000	375,000	375,000	-	-	1,125,000
CENW	CENTURY WEST	375,000	375,000	375,000	375,000	-	1,500,000
DOSS	DIVISION OF SENIOR SERVICES	338,000	338,000	338,000	327,000	-	1,341,000
FBR	FAREBOX REVENUE	11,420,580	11,600,692	11,784,405	11,971,794	-	46,777,471
GT	LOCAL OPTION GAS TAX	70,106,000	63,365,000	52,451,000	34,945,000	-	220,867,000
IF	IMPACT FEE	65,535,000	24,201,000	20,244,000	22,440,000	-	132,420,000
IST	INFRASTRUCTURE SUR TAX	8,600,000	15,300,000	28,000,000	11,500,000	500,000	63,900,000
LF	LOCAL FUNDS	54,189,857	42,968,420	19,443,225	22,966,051	16,593,623	156,161,176
LFP	LOCAL FUNDS FOR PARTICIPATING	1,558,770	-	-	-	-	1,558,770
RTA	SFRTA	666,000	666,000	666,000	666,000	-	2,664,000
<i>Local Total</i>		<i>266,899,275</i>	<i>210,873,806</i>	<i>167,016,135</i>	<i>139,697,050</i>	<i>17,093,623</i>	<i>801,579,889</i>

Summary

Federal	117,535,830	94,470,868	89,867,955	123,926,395	62,892,342	488,693,390
State	522,025,666	177,536,948	247,819,850	244,970,554	69,098,802	1,261,451,820
Local	266,899,275	210,873,806	167,016,135	139,697,050	17,093,623	801,579,889
Grand Total	906,460,771	482,881,622	504,703,940	508,593,999	149,084,767	2,551,725,099


Placeholder: Maps

3.B



Countywide Road Impact Fee System: Recommended Alternative and Implementation Approach



May 2018



Why are we here?

Strategic Plan Item 6.D

Facilitate Targeted Technical Discussions	
6.C Facilitate Complete Streets work group to develop design guidelines	
Completion of Design Guidelines	December 2017
6.D Facilitate Road Impact Fee Alternatives work group	
MPO Board approval of a preferred alternative	June 2018
6.E Provide ADA Transition Plan training workshop	
Workshops provided	1

May 2017 Workshop

- Workshop concluded with three options:
 - Recommend an alternative for TPA endorsement (including requesting an Attorney General Office opinion, if necessary), or
 - Recommend retention of existing system, or
 - Define additional information needed for another workshop



Status Quo

- Countywide road impact fee
- Paid at Building Permit
- Administered by PBC
 - Municipalities can suggest road projects through District Commissioner or County Engineer
- Municipalities can impose additional fees

Proposed Alternative

- Countywide mobility fee
- Paid at Building Permit
- Administered by PBC
 - New Smaller Zones
 - Itemized list of multimodal projects/costs
 - Anticipated development in each zone
 - Unique fee for each zone
 - Municipal input in project selection
- Municipalities can “opt out” if they adopt local mobility plan and fee

Mobility Fee Implementation Steps

- TPA Board Endorses Proposed Alternative (June or July 2018)
- County Commission authorizes vote on charter amendment (Sept. 2018)
 - Or determines amendment is not required
- TPA Board adopts updated 2045 LRTP (Sept. 2019)
 - Multimodal project list with costs
 - Anticipated developments
 - Proposed zone boundaries
 - Proposed mobility fee for each zone
- County Commission amends ULDC Art. 13 to implement mobility fee (Dec. 2019)



Mobility Fee Administration

- Project Selection Committee meets annually
 - County and municipal staff
 - Review Development activity and select mobility projects
 - Ratified by County Commission
- Update mobility fee amounts biannually
- City can “opt out” based on adoption of local mobility plan and fee



Options Available to the TPA Governing Board

- Endorse recommended alternative
- Direct staff not to pursue further



Discussion

A blue circular graphic containing the text "Thank you!" in white, sans-serif font.

Thank
you!



FDOT Projects Scheduled for Design & Scoping

3-12 month preview

Project Phases:

Scope Review - FDOT meets with City or County before project design begins.

Initial Plans - This is the first set of plans, about 30% complete.

Constructability Plans - This is the second set of plans, about 60% complete.

Biddability Plans - This is the third set of plans, about 90% complete. This is an opportunity to ensure previous comments have been incorporated.

Project Schedule:

FDOT project schedules are a compilation of activities that are required to complete the scoping, design, and construction of a project. Dates are subject to change, depending on the progress of the activities.

Dates on this spreadsheet are typically the *earliest* that an activity or review may begin according to the schedule as of the reporting date.

Project Type	FDOT Project Number	Location	Scope Review (S)	Initial (I)	Constructability (C)	Biddability (B)	FY 19-23 Priority List Project Description
Resurfacing	436304.1	SR-9/I-95 SOUTHBOUND RAMPS AT GATEWAY BLVD				5/8/2018	
Resurfacing	432344.1	SR-804/BOYNTON BEACH FROM W. OF JOG RD TO CONGRESS AVENUE			6/8/2018	9/7/2018	
Resurfacing	437835.1	SR-5/US-1/DIXIE HWY FR N OF HYPOLUXO RD TO 300' S OF WATERWAY DR			5/31/2018	12/3/2018	
Resurfacing	437836.1	SR-7/441 SOUTH OF SR-806/ATLANTIC AVE. TO SR-804/BOYNTON BEACH BLVD			5/8/2018	7/30/2018	
Resurfacing	437837.1	SR710/BEEELINE HWY FR S OF PRATT WHITNEY RD TO S OF PARK OF COMMERCE BL				5/10/2018	
Resurfacing	427516.2	SR-9/I-95 FROM GATEWAY BLVD TO LANTANA RD		12/3/2018			
Resurfacing	437834.1	SR-5/US-1/FEDERAL HWY FROM NORTH OF GEORGE BUSH BLVD TO C-16 CANAL			4/24/2018	7/30/2018	
Resurfacing	439842.1	SR-25/US-27 FROM THE BROWARD/PALM BEACH COUNTYLINE TO MP 12.599		11/15/2018	2/25/2019		
Resurfacing	439843.1	SR-15 FROM S. OF MORGAN RD TO S. OF SHIRLEY DRIVE		10/10/2018	2/22/2019		
Resurfacing	439844.1	SR-804/BOYNTON BEACH BLVD. FROM LYONS RD TO E. OF FLORIDA TURNPIKE		12/18/2018			
Resurfacing	439841.1	SR-5/US-1 FROM S. OF EVE STREET TO S. OF HARBORSIDE DRIVE		8/16/2018	1/23/2019		
Resurfacing	441631.1	SR-25/US-27 FROM HENDRY/PALM BEACH COUNTYLINE TO SR-80	6/12/2018				
Resurfacing	441632.1	SR-802/LAKE WORTH RD FR RAULERSON DR TO PALM BEACH STATE COLLEGE	8/7/2018				
Resurfacing	441633.1	SR-882/FOREST HILL BLVD FR SR-7/US-441 TO PINEHURST DRIVE	6/12/2018	12/21/2018			
Bridge Replacement	428400.2	SR-5/US-1 FEDERAL HIGHWAY FROM CR-A1A TO BEACH RD		8/10/2018	2/27/2019		
Bridge Replacement	436894.2	EL CLAIRE RANCH RD OVER LWDD L-30 CANAL			8/30/2018	2/14/2019	Replace bridge; introduce bike/ped facilities where missing
Bridge Replacement	436894.4	SEMINOLE DRIVE @ L-16 CANAL			8/30/2018	3/13/2019	Replace bridge; introduce bike/ped facilities where missing
Bridge Replacement	440043.1	BRANT DR BRIDGE REPLACEMENT FR OREGON LN TO AVOCET RD	4/13/2018	2/8/2019			Bridge replacement and inclusion of shared use path
Bridge Replacement	436894.3	NEW ENGLAND BLVD. OVER LWDD E-1 CANAL			8/30/2018	3/13/2019	Replace bridge; introduce bike/ped facilities where missing
Bridge Replacement	436894.5	SANDALFOOT BLVD OVER LWDD E-1-E CANAL - BRIDGE #934403			8/30/2018	3/13/2019	Replace bridge; introduce bike/ped facilities where missing
Bike Path/Trail	439404.2	SR-5/US-1/BROADWAY AVE FROM 25TH ST TO 42ND ST	6/12/2018				Convert 4 lane roadway to 2 lane divided roadway with 5' bike lanes and a shared use path in median
Bike Lane/Sidewalk	438394.1	HOMEWOOD BLVD FROM OLD GERMANTOWN RD TO LOWSON BLVD	4/16/2018				Install bike lanes and sidewalks
Bike Lane/Sidewalk	438388.1	CLINT MOORE RD FROM CONGRESS AVE TO NW 2ND AVE		8/22/2018	12/27/2018		Construct 10-foot shared use path on the south side
Bike Lane/Sidewalk	438389.1	SWINTON AVENUE FROM S 10TH STREET TO NE 4TH STREET		8/23/2018	1/14/2019		Widen to provide two lanes, bike lanes, sidewalks, street lighting, drainage and landscaping
Bike Lane/Sidewalk	438402.1	NE 5TH AVENUE FROM BOCA RATON RD TO NE 20TH STREET	5/21/2018				Construct 6-foot sidewalk on west side
Bike Lane/Sidewalk	440042.1	SR-5/US-1/DIXIE HWY FROM ALBEMARIE RD TO SR-704/OKEECHOBEE BLVD	4/16/2018	2/15/2019			Convert 4 lane to 3 lanes and add multimodal improvements
Bike Lane/Sidewalk	440045.1	CITYWIDE PEDESTRIAN FACILITIES FOR INDIAN TRAIL IMPROVEMENT DISTRICT	5/21/2018				Install speed tables, midblock islands, raised medians
Sidewalk	438291.1	BELLE GLADE CITYWIDE - VARIOUS LOCATIONS			7/13/2018	10/3/2018	Construct missing sidewalks near schools
Sidewalk	436899.1	HAMLIN BLVD FROM 190TH STREET TO 180TH AVENUE NORTH		8/9/2018	12/28/2018		Construct 6-foot pathway
Add Lanes & Reconstruct	229658.4	SR-806/ATLANTIC AVE FROM WEST OF SR-7/US-441 TO EAST OF LYONS RD		8/17/2018			Widen from 2 to 4 lanes

Dates within 3 Months
Dates within 12 Months

Project Type	FDOT Project Number	Location	Scope Review (S)	Initial (I)	Constructability (C)	Biddability (B)	FY 19-23 Priority List Project Description
Add Lanes & Reconstruct	419251.1	SR-710/BEE LINE HWY FROM NORTHLAKE BLVD TO SR-708/BLUE HERON BLVD			8/30/2018		
Intersection Improvement	437878.1	SR-809/MILITARY TRAIL AT FOREST HILL BLVD		6/13/2018			
Interchange - Add Lanes	435803.1	SR-9/I-95 @ NORTHLAKE BLVD INTERCHANGE		11/5/2018			
Interchange - Add Lanes	436963.1	SR-9/I-95 @ 6TH AVENUE SOUTH		11/28/2018			
Interchange - Add Lanes	439759.1	SR-9/I-95 @ BELVEDERE RD NB OFF-RAMP	6/12/2018				
Interchange - Add Lanes	231932.1	SR-9/I-95 @ GATEWAY BLVD. INTERCHANGE		10/2/2018			
Interchange - Add Lanes	439758.1	SR-9/I-95 NORTHBOUND OFF-RAMP AT INDIANTOWN RD		3/27/2019			
Bridge Rehabilitation	433888.1	SR-A1A/BLUE HERON BRDG 930269 OVER ICWW REPLACE FENDER SYSTEM				6/15/2018	
Add Left Turn Lane(s)	436996.1	SR-804/BOYNTON BEACH BLVD FROM THE SB FTE EXIT TO THE NB FTE EXIT		11/19/2018			
Add Right Turn Lane(s)	439755.1	SR-9/ I-95 SOUTHBOUND RAMPS AT OKEECHOBEE BLVD	5/8/2018	3/21/2019			
Add Turn Lane(s)	436307.1	SR-80/SOUTHERN BLVD AT FOREST HILL BLVD				8/31/2018	
Add Turn Lane(s)	437868.1	SR-80/SOUTHERN BLVD. RAMPS AND SR-7/US-441	5/8/2018				
Traffic Signals	430608.2	SR-882/FOREST HILL BLVD AT 16TH PLACE SOUTH				9/4/2018	
Traffic Control Devices/Systems	438387.1	VIDEO CAMERA DETECTION - MULTIPLE LOCATIONS			11/5/2018		Replace inductive loops with video camera detection
ATMS - Aerial Traffic MGMT	436897.1	FIBER OPTIC COMMUNICATION CABLE, VARIOUS LOCATIONS			1/15/2019		Install fiber optic communication cable to connect additional traffic signals to ITS network
ATMS - Aerial Traffic MGMT	432883.3	INDIANTOWN RD FROM TURNPIKE INTERSECTION TO SR-5/US-1				6/18/2018	Install adaptive traffic control system
ATMS - Aerial Traffic MGMT	441755.1	SR-5/US-1 FROM BROWARD/PALM BEACH COUNTY LINE TO SPANISH RIVER BLVD	5/21/2018				
Lighting	436893.1	CONGRESS AVENUE FROM N OF 45TH STREET TO BLUE HERON BLVD				8/8/2018	Install pedestrian scale lighting
Lighting	229744.4	SR-5/US-1 FROM 11TH ST TO 27TH ST		11/21/2018			Install pedestrian scale lighting on east side
Lighting	440078.1	SR-809/MILITARY TRAIL FROM SR-80/SOUTHERN BLVD TO CUMBERLAND DRIVE			9/13/2018		
Bridge - Painting	433896.1	SR-A1A/ OCEAN BLVD/ HAVEN ASHE BRIDGE #930060		10/15/2018	1/17/2019		
Bridge - Painting	441457.1	ALTERNATE SR-A1A/SR-811 RAMP TO SB I-95 OVER RCA CENTER DR & FEC R/R				7/12/2018	
Bridge - Painting	439961.1	I-95/SR-9 OVER DONALD ROSS (BRIDGES: #930382 & #930383)			9/18/2018	3/1/2019	
Bridge - Painting	441442.1	SR-704 WESTBOUND TO SOUTHBOUND SR-9/I-95 INTERCHANGE			8/17/2018	2/21/2019	
Landscaping	433109.7	SR-9/I-95 AND PALMETTO PARK RD INTERCHANGE	8/22/2018		3/8/2019		
Safety Project	434273.3	SR-9/I-95 FROM SR-706/INDIANTOWN RD TO PALM BEACH/MARTIN COUNTY LINE		7/19/2018	12/31/2018		
Safety Project	439929.1	SR-25/US-27 FROM MP 12.599 TO SOUTH OF SOUTH BAY MP 25.854	4/16/2018				
Miscellaneous Construction	439860.1	SR-9/I-95 NB NOISE WALL EXTENSION TO NORTH AND SOUTH OF DIANE DR		10/24/2018	3/15/2019		
Miscellaneous Construction	440009.1	SR-A1A @ SLOANS CURVE		6/21/2018	11/6/2018		
Pedestrian Safety Improvement	440046.1	SR-802/LAKE WORTH RD ROUNDABOUT PEDESTRIAN IMPROVEMENTS	5/21/2018				Pedestrian enhancements/traffic circle reconfiguration

Project Type	FDOT Project Number	Location	Scope Review (S)	Initial (I)	Constructability (C)	Biddability (B)	FY 19-23 Priority List Project Description
Preliminary Engineering	438384.1	AUSTRALIAN AVE FROM 1ST ST TO BLUE HERON BLVD	10/19/2018				Install pedestrian scale lighting
Preliminary Engineering	439404.1	SR-5/US-1/BRDWAY AVE FROM 25TH ST TO 42ND ST	5/8/2018				Convert 4 lane roadway to 2 lane divided roadway with 5' bike lanes and a shared use path in median



Summary Points of the April 19, 2018 Governing Board Meeting

PDF versions of the agenda, backup material and presentations as well as audio recordings are available for review at www.PalmBeachTPA.org/Board

Item No.	Description	Action
Regular Items		
1.F	<p>Member Comments</p> <p>CHAIR HAYNIE noted Friday, April 20 she will be participating in a group hosted by the United States Department of Transportation through the White House to discuss infrastructure funding opportunities. She will keep all abreast of any information regarding funding opportunities for Florida and Palm Beach County. She also noted the June MPOAC meeting will be held in Orlando, and in conjunction with the National Association of Regional Councils (NARC) Conference.</p>	
Consent Items		
1.H.1	MOTION TO APPROVE Appointment of Mr. Andrew Mack as the Representative for the City of Boynton Beach on the Technical Advisory Committee (TAC)	Approved 18-0
1.H.2	MOTION TO APPROVE Appointment of Mr. Marc Bruner on the TPA's Citizens Advisory Committee (CAC) as nominated by Council Member Joni Brinkman	Approved 18-0
1.H.3	MOTION TO APPROVE Appointments of Ms. Stephanie Thoburn as the Representative and Mr. Garret Wilson as the Alternate for the Town of Jupiter on the Bicycle, Trailways & Pedestrian Advisory Committee (BTPAC)	Approved 18-0
1.H.4	MOTION TO APPROVE Appointment of Ms. Casey Prackun as the Alternate for the Palm Beach County Parks and Recreation Department on the BTPAC	Approved 18-0
1.H.1.a	MOTION TO APPROVE Appointment renewal of Mr. Jerry Allen as Representative for the Palm Beach County Airport Department to the TAC through April 2021	Approved 18-0
1.H.1.b	MOTION TO APPROVE Appointment renewal of Mr. Carl Baker as Representative for the Port of Palm Beach to the TAC through April 2021	Approved 18-0
1.H.1.c	MOTION TO APPROVE Appointment renewal of Mr. Thomas Driscoll as Representative for the Town of Jupiter to the TAC through April 2021	Approved 18-0

Item No.	Description	Action
1.H.1.d	MOTION TO APPROVE Appointment renewal of Mr. Khurshid Mohyuddin as Representative for the Palm Beach County Planning Department to the TAC through April 2021	Approved 18-0
1.H.1.e	MOTION TO APPROVE Appointment renewal of Ms. Sally Channon as Representative for the Palm Beach County Environmental Resources Management Department to the BTPAC through April 2021	Approved 18-0
1.H.1.f	MOTION TO APPROVE Appointment renewal of Mr. Michael Howe as Representative for the Palm Beach County Planning Department to the BTPAC through April 2021	Approved 18-0
1.H.1.g	MOTION TO APPROVE Appointment renewal of Ms. Jean Matthews as Representative for the Palm Beach County Parks and Recreation Department to the BTPAC through April 2021	Approved 18-0
1.H.1.h	MOTION TO APPROVE Appointment renewal of Mr. Bob Sabin as Representative for the Boca Bicycling Club to the BTPAC through April 2021	Approved 18-0
<i>General Public Comments</i>		
1.I	There were no general public comments received.	
<i>Action Items</i>		
2.A	MOTION TO APPROVE Amendment #4 to the FY 18-22 Transportation Improvement Program (TIP) to include the Florida Department of Transportation's (FDOT) request to advance the State Road 7 project from 60 th Street to Northlake Boulevard Commissioners Neering, Ryan and Waldron dissented.	Approved 16-3
2.B	MOTION TO ADOPT a Resolution Establishing a Policy for Subsidy Awards of Transportation Related Activities	Approved 19-0
<i>Information Items</i>		
3.A	Palm Tran Route Performance Maximization (RPM) Update Palm Tran's Executive Director MR. CLINTON FORBES and Director of Transit Planning, MR. KHALED SHAMMOUT, presented an overview of the RPM project with an emphasis on the status of Phase II. Board members provided feedback for additional improvements and coordination for this and the next RPM phase.	

Item No.	Description	Action
3.B	<p>TPA Transition Steering Committee Update</p> <p>The Steering Committee Chair, MAYOR HAYNIE, provided an overview of the transition activities related to agency independence based on the agenda backup items. She reviewed the milestones from TPA Resolution 2017-08 that outline actions, estimated completion dates, and status. She reviewed the TPA Member Dues and Admin Services Tracking document that outlines where each municipality stands in regards to municipality board action date and their interest in providing the TPA administrative services.</p>	
3.C	<p>TPA Board Handbook and Member Profiles</p> <p>Palm Beach TPA Executive Director, MR. NICK UHREN, reviewed the updated TPA Board Member handbook and noted it includes partner agency contact information and a glossary. He reviewed the Member Profiles that summarize transportation and demographic information for all of Palm Beach County communities.</p>	
3.D	<p>Partner Agency Updates</p> <p>Palm Beach County Engineer, MR. DAVID RICKS, noted his office and Palm Tran are working collaboratively in the update to the County's 5-year road program.</p>	
Administrative Items		
4.A	<p>March's Public Involvement Activity Report</p> <p>There was no discussion on this item.</p>	
4.B	<p>Next meeting - May 17, 2018 in Boynton Beach</p> <p>Intracoastal Park Clubhouse, 2240 N Federal Hwy, Boynton Beach, FL</p>	

File: S:\ADMIN\Board & Committees\Board\Summary Points\2018\2018_APR_19_Board_Summary_Points.docx