



PALM BEACH
Transportation
Planning Agency

February 2018

Committee Meetings

Safety Performance Measures & Targets

www.PalmBeachTPA.org

2300 North Jog Road | 4th Floor | West Palm Beach | FL 33411 | 561-684-4170

Background to Performance-Based Planning

Use system information to make investment and policy decisions to achieve national performance goals

Moving Ahead for Progress in the 21st Century (MAP-21) requires state DOTs and MPOs to:

1. Monitor required performance measures
2. Establish targets
3. Report progress

Performance Measure Target Due Dates

Performance Measure	Due Date
► Safety	Feb 27, 2018
System Performance	Nov 16, 2018
Bridge Condition	Nov 16, 2018
Pavement Condition	Nov 16, 2018
Asset Management Plan	NA
Freight Plan	NA
Planning Requirements	May 27, 2018



PALM BEACH TPA VISION

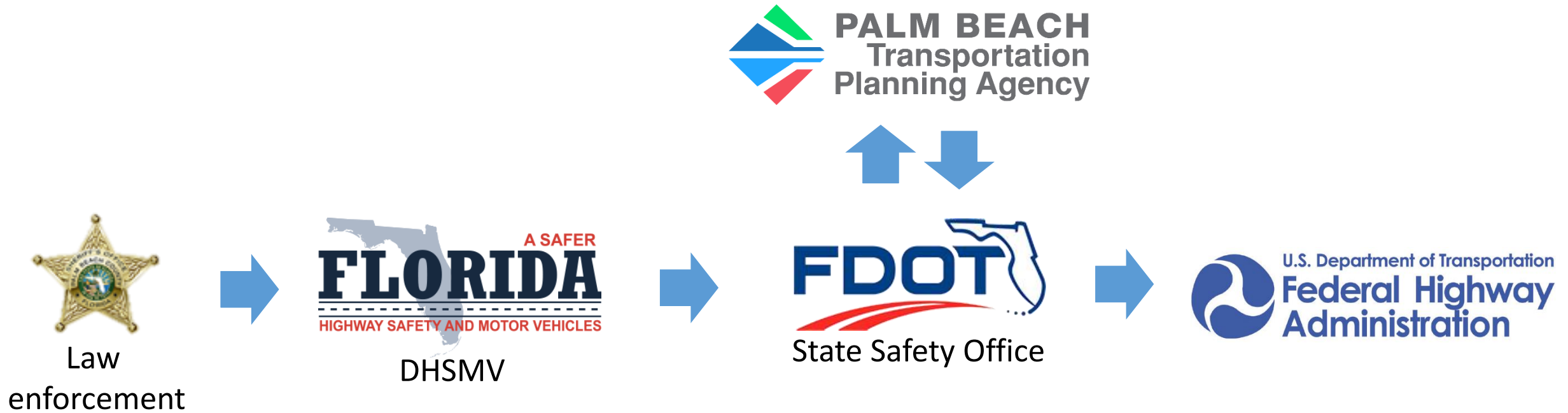
A **safe**, efficient, and connected
multimodal transportation system.

Required Safety Performance Measures

1. Number of fatalities
2. Rate of fatalities per 100 million VMT
3. Number of serious injuries
4. Rate of serious injuries per 100 million VMT
5. Number of non-motorized fatalities and non-motorized serious injuries

VMT = Vehicle Miles Traveled

Data Flow



COLLECT

PLAN, PROGRAM, EVALUATE

REPORT

Proposed Safety Performance Targets

FDOT - Vision Zero:

Zero fatalities and serious injuries for 2018

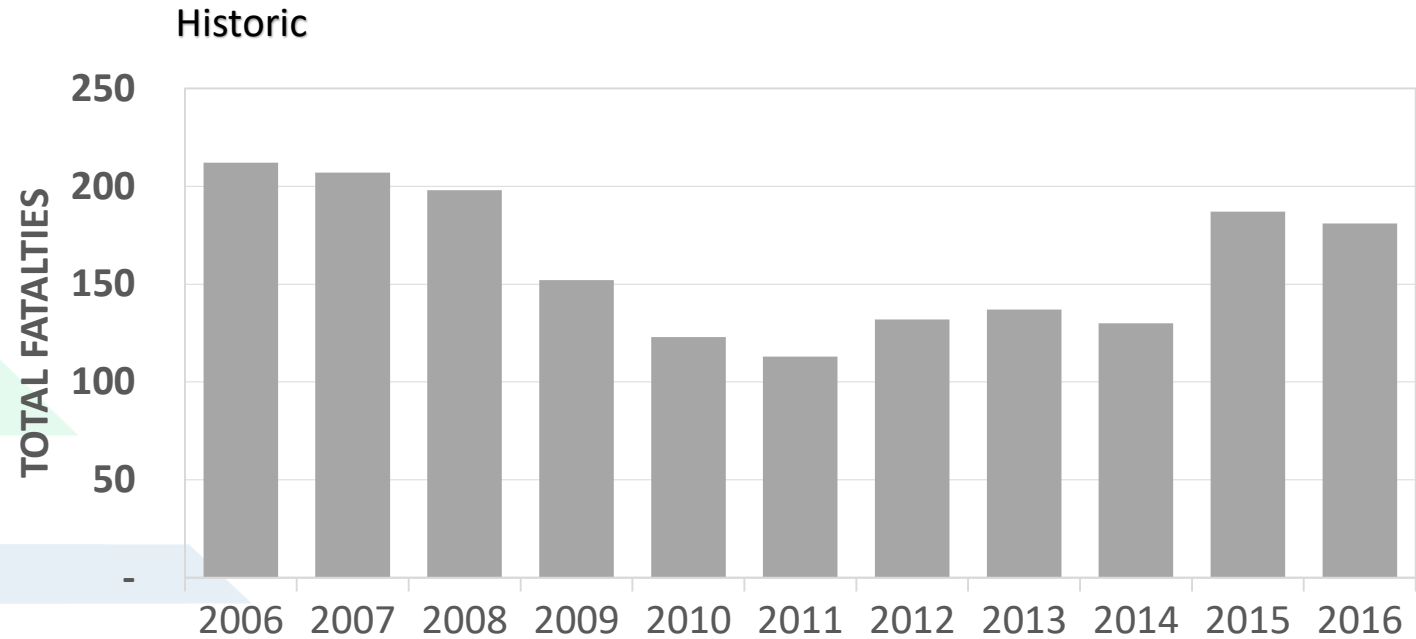
TPA Staff Recommendation:

Vision Zero - zero fatalities & serious injuries for 2018

Adopt targets annually for upcoming year

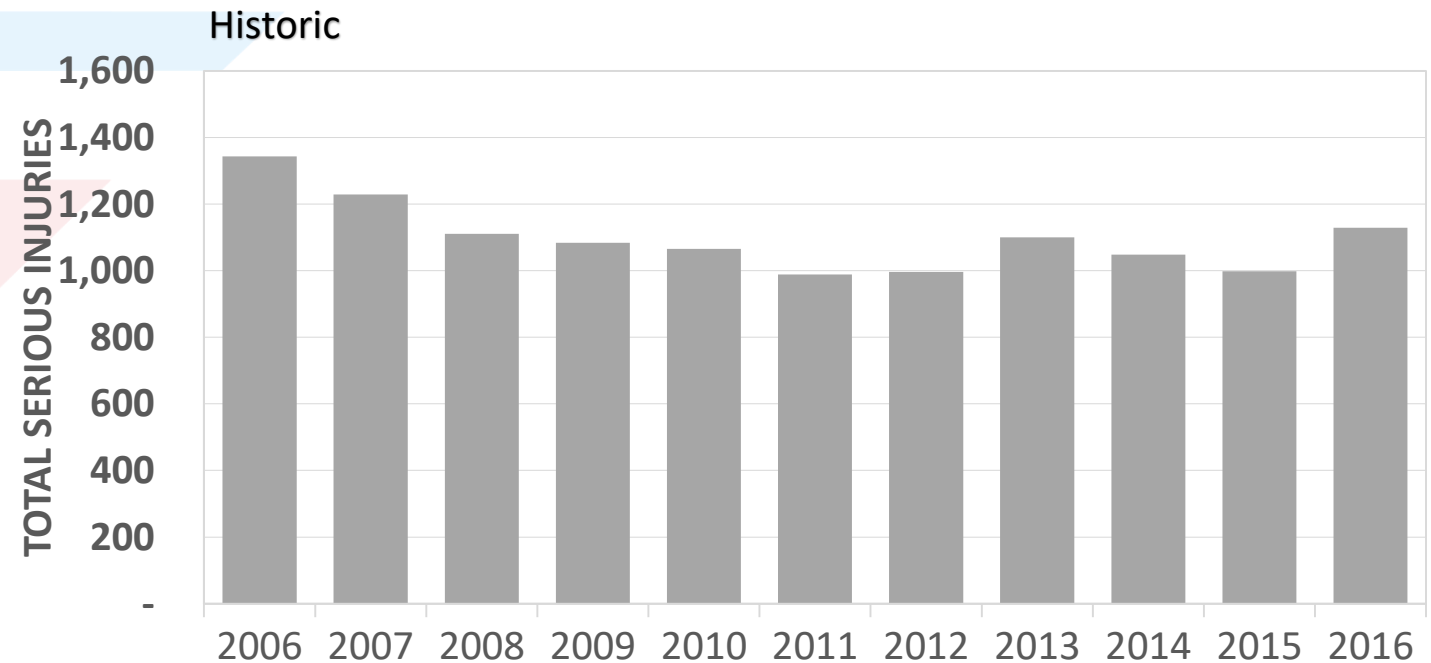
Number of fatalities

- 2016 Value: 181
- 2018 Target: 0



Number of serious injuries

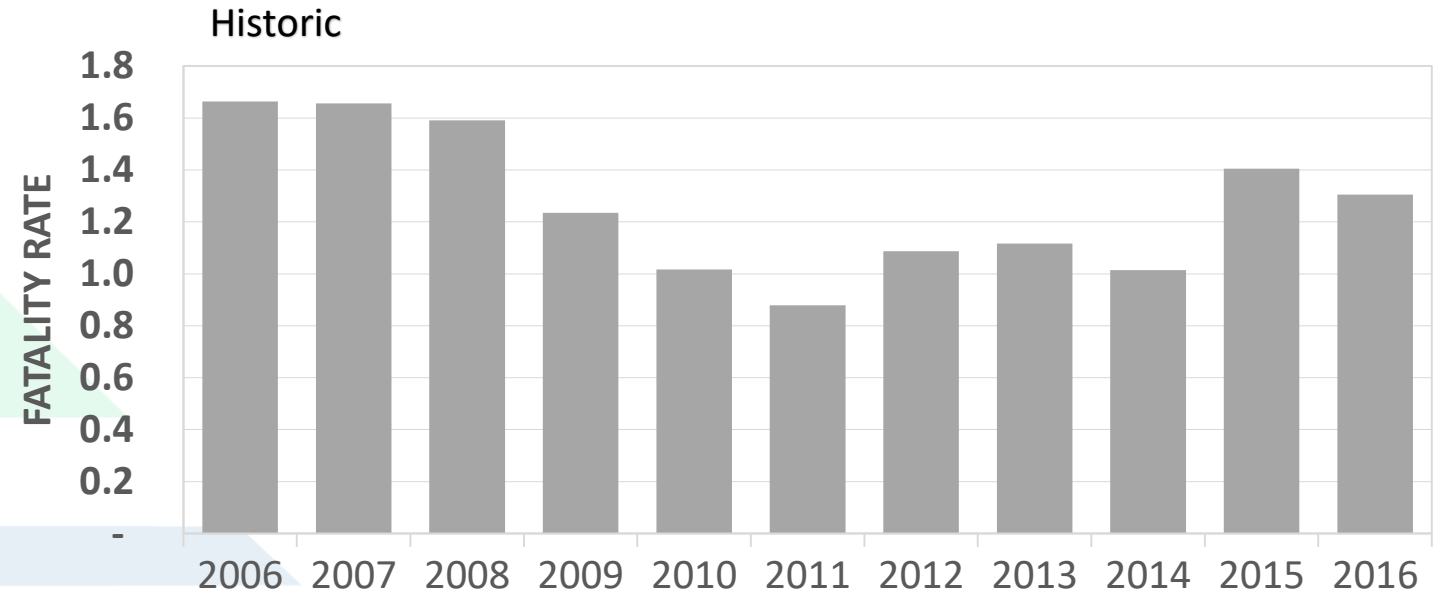
- 2016 Value: 1,129
- Target 2018: 0



**2017 not available until April*

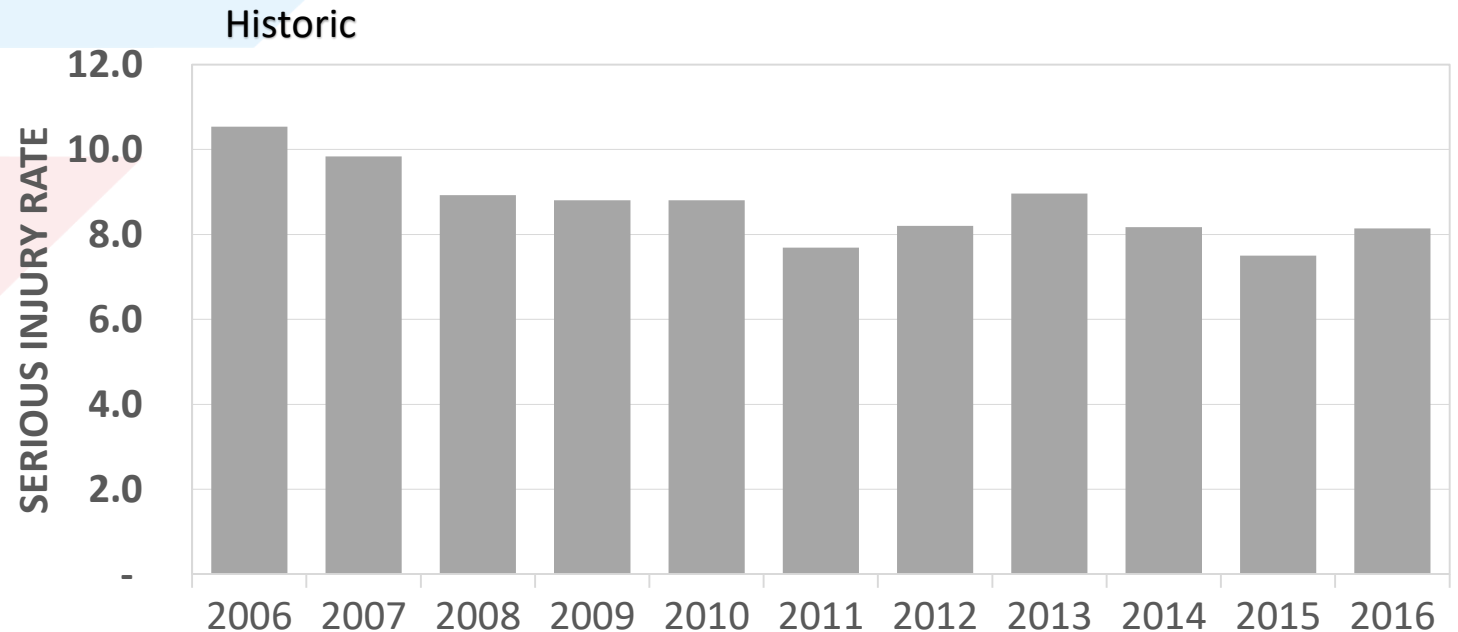
Rate of fatalities per 100 million VMT

- 2016 Value: 1.3
- 2018 Target: 0



Rate of serious injuries Per 100 million VMT

- 2016 Value: 8.1
- 2018 Target: 0



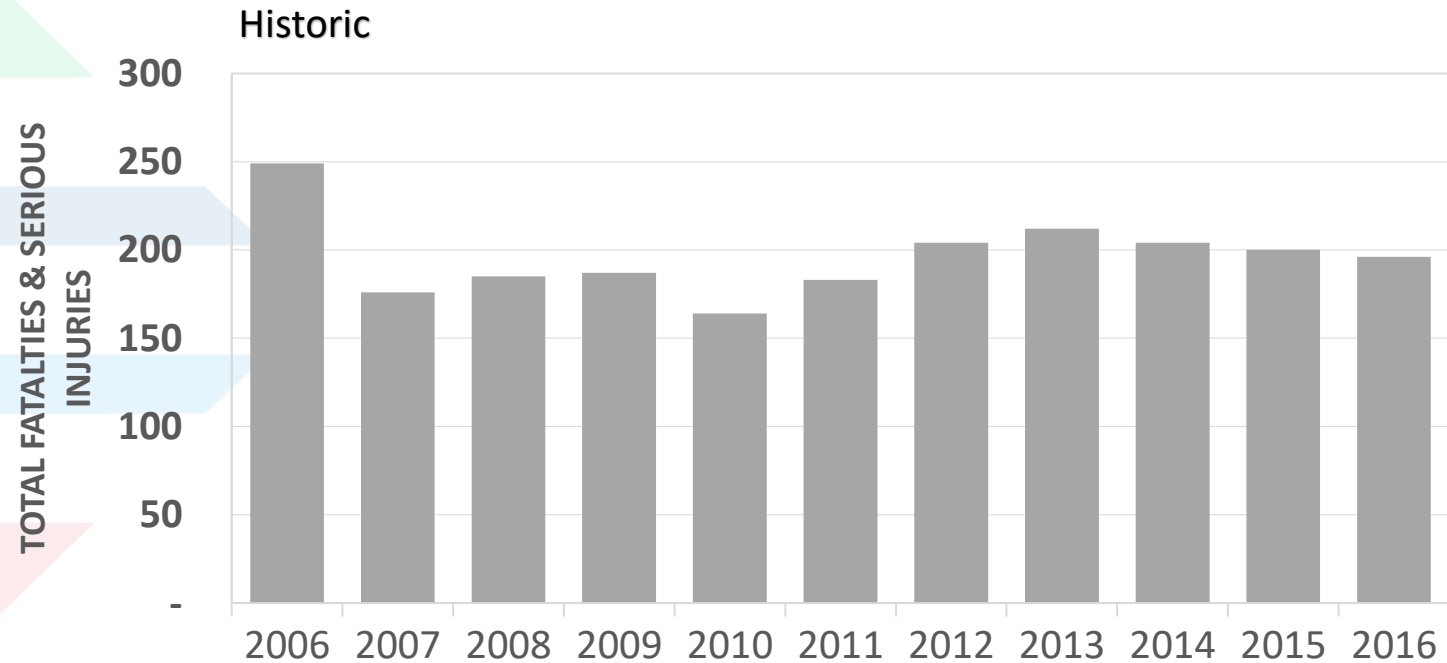
**2017 not available until April*

Number of non-motorized fatalities & serious injuries


- 2016 Value: 196
- 2018 Target: 0

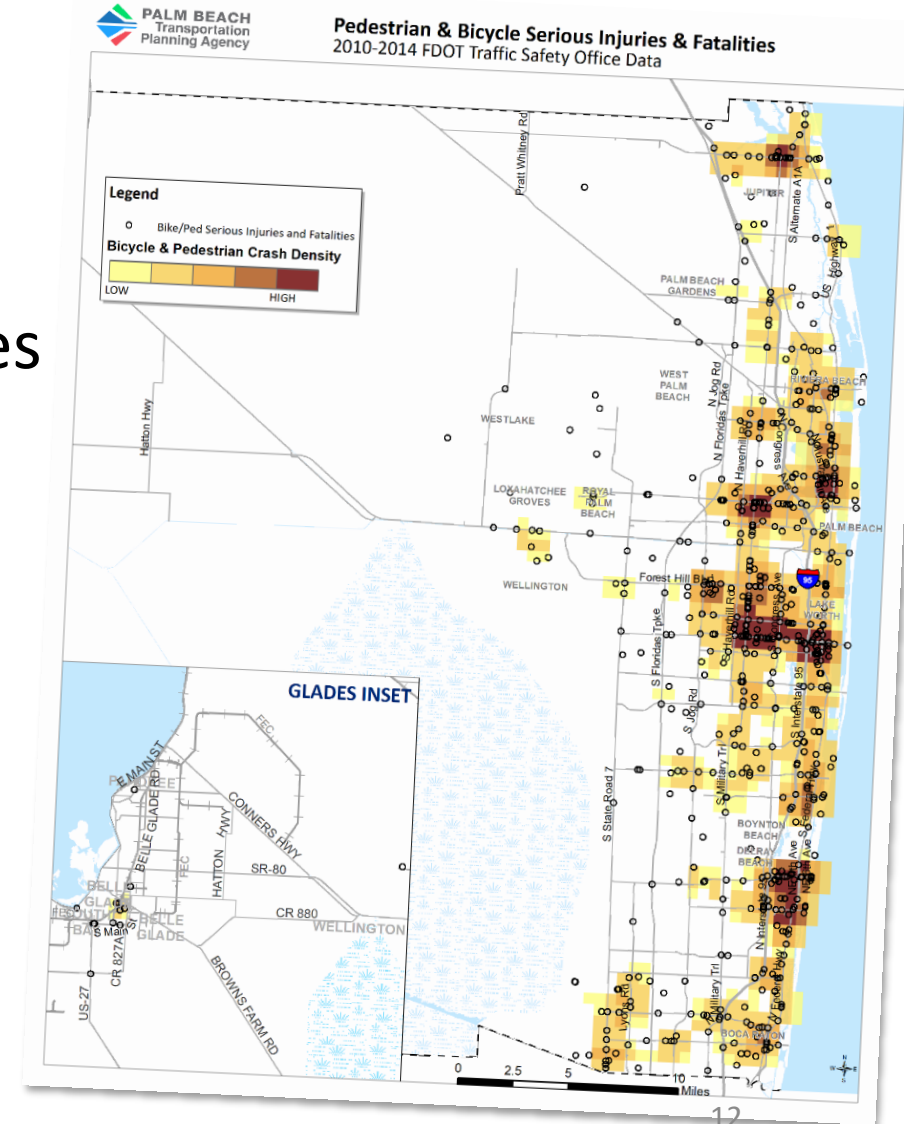
Non-motorized fatalities & serious injuries made up > 15% of total for 2016

**2017 not available until April*



Current Planning & Implementation

- 
- Planning
 - Long Range Transportation Plan
 - Complete Streets Policy and Design Guidelines
 - Pedestrian and Bicycle Safety Study
 - Programming
 - Local Initiatives
 - Transportation Alternatives
 - Monitoring
 - Congestion Management Process
 - Bicycle and Pedestrian Count Program



How do we get there?

NOW

- Leverage road maintenance projects
 - Stripe enhanced crosswalks, Designate bike lanes, Mark conflict areas
 - Construct missing sidewalks and bicycle facilities, Relocate bus stops
 - Improve street lighting
- Implement Complete Streets
 - Applications for TPA Funding Programs are due March 2, 2018

FUTURE

- TPA to create a Vision Zero Action Plan by Feb 2019
- Evaluate safety impacts of recent and programmed projects
- Support innovative technology

2018 Target Setting

- FDOT: Zero fatalities & serious injuries
- TPA Staff Recommends
Support FDOT: Zero fatalities & serious injuries