



PALM BEACH METROPOLITAN PLANNING ORGANIZATION

2300 N. Jog Rd., 4th Floor, West Palm Beach, Florida 33411-2749

Phone 561.684.4170 Fax 561.242.7165 www.PalmBeachMPO.org

CITIZENS ADVISORY COMMITTEE AGENDA

DATE: **WEDNESDAY, DECEMBER 7, 2016**
TIME: **1:30 P.M.**
PLACE: **Vista Center 4th Floor Conference Room 4E-12
2300 North Jog Road, 4th Floor
West Palm Beach, Florida 33411**

1. REGULAR ITEMS

- A. Roll Call
- B. MOTION TO ADOPT Agenda for December 7, 2016
- C. MOTION TO APPROVE Minutes of October 18, 2016
- D. Comments from the Chair
- E. CAC Liaison's Report
- F. General Public Comments and Public Comments on Agenda Items

Any members from the public wishing to speak at this meeting must complete a Comment Card which is available at the welcome table. General Public comments will be heard prior to the consideration of the first action item. Public comments on specific items on the Agenda will be heard following the presentation of the item to the Committee. Please limit comments to three minutes.

2. ACTION ITEMS

- A. MOTION TO ELECT OFFICERS for the 2017 Calendar Year
The by-laws stipulate that the committee shall, by majority vote of the voting members present, elect a Chair and a Vice Chair annually at the last regularly scheduled meeting of the calendar year. The newly elected officers shall take office at the first regularly scheduled meeting of the following calendar year and shall serve for one year. Mr. Greg Fagan is the current Chair and Mr. Glen Harvie is the current Vice Chair.
- B. MOTION TO RECOMMEND APPROVAL of the Florida Department of Transportation (FDOT) FY 18-22 Draft Tentative Work Program
Pursuant to §339.135(4)(d), Fla. Stat. (2014), FDOT shall present the work program to the MPO "to determine the necessity of making any changes to projects included or to be included in the district work program and to hear requests for new projects to be added to, or existing projects to be deleted from, the district work program." To facilitate the MPO review, the documents listed below are attached.

- 1) MPO-created work program summary highlighting:
 - a) Status of MPO Priority Projects
 - b) FY 18 Construction Projects
 - c) Any other significant changes between the adopted Transportation Improvement Program and the new draft program
- 2) FDOT District 4 Citizen's Report of projects in Palm Beach County included in the Tentative Work Program for FY 18-22
- 3) FDOT Turnpike Enterprise Summary of Projects in District 4 included in the Tentative Work Program for FY 18-22

Additionally, the FDOT District 4 Citizen's Report of district-wide projects and activities for FY 18-22 can be viewed at

<http://www.fdot.gov/designsupport/Districts/D4/DTWPPublicHearing2016.shtm>

C. MOTION TO RECOMMEND APPROVAL of the Local Initiatives (LI) Program Guidelines and Scoring System

Directions 2040 Long Range Transportation Plan created the Local Initiatives Program to be funded primarily with the MPO's sub allocation of federal Surface Transportation Program funds. This program provides an annual, competitive application process to identify and fund the best non-regionally significant, low-cost transportation projects within our communities. MPO staff is recommending the attached 2017 program guidelines and scoring system.

D. MOTION TO RECOMMEND APPROVAL of the Transportation Alternatives (TA) Program Guidelines and Scoring System

Established by MAP-21 and re-authorized through the FAST Act, the federal Transportation Alternatives Program is a cost-reimbursement program where non-motorized projects are selected by the MPO via an annual, competitive application process. MPO staff is recommending the attached 2017 program guidelines and scoring system.

3. INFORMATION ITEMS

A. Palm Beach County Adaptive Traffic Control Systems (ATCS)

Palm Beach County Engineering staff will present on the effectiveness of currently deployed ATCS on Okeechobee Boulevard and Northlake Boulevard. The MPO currently has two adaptive traffic system projects prioritized.

B. Annual Obligations Report for FY 16

MPOs are obligated by the 23 CFR 450.334 to create an annual report comparing the Federal funds requested in the Transportation Improvement Program (TIP) with the Federal funds obligated in the previous year. MPO staff will review the attached report.

C. Bike Suitability Map

MPO staff and consultants will present the attached Bike Suitability Map. This map displays the bicycle facilities and the suitability for each major road segment in Palm Beach County. The suitability is based on a calculation of bicycle level of service.

D. Public Involvement Activity Report

MPO staff will present the attached Public Involvement Activity Report. This report will be presented to the MPO Governing Board on a monthly basis to reflect public participation on social media and highlight upcoming events. MPO staff is requesting your feedback on format and content.

E. Summary Points from the October 20, 2016 MPO Board Meeting

4. **ADMINISTRATIVE ITEMS**

A. Member Comments

B. Next Meeting – **February 1, 2017** (no January meeting)

C. MOTION TO ADJOURN

NOTICE

In accordance with Section 286.0105, *Florida Statutes*, if a person decides to appeal any decision made by the board, agency, or commission with respect to any matter considered at such meeting or hearing, he or she will need a record of the proceedings, and that, for such purposes, he or she may need to ensure that a verbatim record of the proceedings is made, which record includes the testimony and evidence upon which the appeal is to be based.

Public participation is solicited without regard to race, color, national origin, age, sex, religion, disability or family status. Persons who require special accommodations under the Americans with Disabilities Act or persons who require translation services for a meeting (free of charge), please call 561-684-4143 or send email to MBooth@PalmBeachMPO.org at least five business days in advance. Hearing impaired individuals are requested to telephone the Florida Relay System at #711.



PALM BEACH METROPOLITAN PLANNING ORGANIZATION

2300 N. Jog Rd., 4th Floor, West Palm Beach, Florida 33411-2749

Phone 561.684.4170 Fax 561.242.7165 www.PalmBeachMPO.org

MINUTES OF THE CITIZENS ADVISORY COMMITTEE Wednesday, October 18, 2016 1:30 P.M.

Vista Center 4th Floor Conference Room 4E-12
2300 North Jog Road
West Palm Beach, Florida

*PDF versions of the agenda, backup material and presentations as well as audio recordings are available for review at
www.PalmBeachMPO.org/CAC*

1. REGULAR ITEMS

CHAIR FAGAN called the meeting to order at 1:32 p.m.

1.A. Roll Call

The Recording Secretary called the roll and no quorum was present.

1.B. **ADOPTED BY CONSENSUS:** Agenda for October 18, 2016

Due to lack of quorum there was a unanimous consensus to adopt the Agenda for October 18, 2016.

1.C. **TABLED:** Minutes of September 7, 2016

This item was tabled until quorum was present.

1.D. Comments from the Chair

CHAIR FAGAN thanked the members for attending.

1.E. CAC Liaison's Report

MR. LUKE LAMBERT reported the following:

- Introduced Mr. Tim Verbeke as the new Planner I and Ms. Alexa Sanabria as the new Secretary for the MPO.
- The Florida Safe Routes to School Program is accepting applications September 1 – December 31, 2016. He noted further details and information was provided in the latest Transportation Matters e-newsletter.
- He noted MPO staff participated at Manatee Elementary School for Walk to School Day.
- The Florida Department of Transportation (FDOT) is holding a Public Workshop for the I-95 Phase 3B Managed Lanes project on Thursday, October 27 at 5:30 p.m. at the Double Tree Hotel in Deerfield Beach.
- FDOT is holding an Open House for the Palmetto Park Shared Use Path project that is between State Road 7 and NW 2nd Avenue in Boca Raton on Tuesday, November 29 at 5:30 p.m. at the Boca Raton downtown library.

- FDOT is holding a meeting for the I-95 at Southern Boulevard Project Development and Environmental (PD&E) Study on Thursday, December 1 at the Airport Hilton on State Road 80.
- He noted MPO staff member Ms. Franchesca Taylor recently attended the RAIL Volution Conference in San Francisco, California and next month MPO staff will be attending the Transpo Conference.
- He mentioned AAA now offers roadside assistance to bicyclists.

1.F. General comments and Public Comments on Agenda Items

No general public comments were received.

MR. LAMBERT requested the Information Items be heard until a quorum was present. Items 3.A and 3.B were skipped as the Consultant presenting these items was not in attendance at the time the items were called.

3. INFORMATION ITEMS

3.C. DISCUSSED: I-95 at Southern Boulevard (State Road 80) Project Development and Environmental (PD&E) Study

MS. CASSIE PICHÉ, Consultant with RS&H highlighted the study area and presented the PD&E study process. She reviewed alternatives analysis, the no build alternative, and noted the concept development alternative has been eliminated from further evaluation.

Ms. Judy Daversa joined the meeting at 1:39 p.m.

Mr. Andrew Thomson joined the meeting at 1:42 p.m.

MS. PICHÉ highlighted common improvements for all alternatives after which she reviewed each alternative in further detail. She noted that I-95 Express Lanes are not a part of this study and the alternatives sought will not preclude future express lanes. She briefly reviewed the project schedule, meetings held to date and the next steps. A brief discussion ensued.

CHAIR FAGAN recalled agenda items 1.B and 1.C for a vote as a quorum was present as depicted on Exhibit A of these minutes.

1.B. ADOPTED: Agenda for October 18, 2016

MOTION to ADOPT the agenda. Motion by Mr. Andrew Thomson, seconded by Mr. Terry Brown, and carried unanimously.

1.C. APPROVED: Minutes of September 7, 2016

MOTION to APPROVE the minutes. Motion by Mr. Glen Harvie, seconded by Ms. Judy Daversa, and carried unanimously.

The meeting resumed following the agenda in the original order.

2. ACTION ITEMS

2.A. RECOMMENDED APPROVAL: Amendment to the FY 2017 – 2021 Transportation Improvement Program (TIP)

MR. LAMBERT presented this item and explained FDOT is requesting an amendment to increase funding for the I-95 Managed Lanes Phase 3B-1 project from the Broward/Palm Beach County Line to south of Glades Road. He briefly highlighted the FDOT TIP comparison from Palm Beach and Broward MPO's TIPs.

MR. CHRIS JACKSON, Consultant with RS&H answered member questions regarding scope of work and Phase 4.

MOTION to RECOMMEND APPROVAL of the Amendment to the FY 2017 – 2021 TIP. Motion by Mr. Terry Brown; seconded by Ms. Judy Daversa, and carried unanimously.

2.B. RECOMMENDED APPROVAL: Congestion Management Process (CMP) and Annual Report Card

MR. BILL OLIVER, Consultant with Kittelson & Associates, Inc. and MR. LAMBERT presented this item.

MR. OLIVER defined the Congestion Management Process, and with input from Mr. Lambert reviewed the five goal areas of vehicular transportation, mass transit, non-motorized, freight movement, and social & environmental. He briefly reviewed the Annual Report Card and elaborated on the objectives, measures and targets for each individual goal. He highlighted recommendations and stated the next steps include presentation to the MPO Governing Board on October 20, 2016 and annually updating the CMP Report Card.

MOTION to RECOMMEND APPROVAL of the CMP and Annual Report Card. Motion by Mr. Richard Gonzalez; seconded by Mr. Myron Uman; and carried unanimously.

CHAIR FAGAN recalled agenda item 1.C for a vote as an error was found on the attendance record in regards to Mr. Michael Fitzpatrick's presence at the September 7, 2016 meeting.

1.C. APPROVED: Minutes of September 7, 2016

MOTION to APPROVE the minutes with the correction to the attendance record to reflect Mr. Michael Fitzpatrick as excused versus present at the September 7, 2016 meeting. Motion by Mr. Glen Harvie, seconded by Ms. Judy Daversa, and carried unanimously.

2.C. RECOMMENDED APPROVAL: Pedestrian and Bicycle Safety Plan

MR. STEWART ROBERTSON, Consultant with Kimley-Horn and Associates, Inc. gave an updated presentation on the Pedestrian and Bicycle Safety Plan, with focus on the work completed since the July presentation. He reviewed Pedestrian and Bicycle Crash Density maps, and discussed the correlation to the identified hot spots and corridors. He provided a list of engineering and enforcement countermeasures and discussed several of these in greater detail. He additionally reviewed safety targets and performance measures.

A brief discussion ensued regarding ticket violations of the 3-foot bicycle lanes and pedestrian mid-block crossings, and pedestrian crosswalk signalization options.

MOTION to RECOMMEND APPROVAL of the Pedestrian and Bicycle Safety Plan. Motion by Mr. Myron Uman; seconded by Mr. Terry Brown; and carried unanimously.

Mr. Terry Brown and Ms. Dawn Cox left the meeting at 2:54 p.m.

Chair Greg Fagan left the meeting at 2:55 p.m. and Vice Chair Glenn Harvie assumed his responsibilities.

3. INFORMATION ITEMS

3.A. DISCUSSED: US-1 in the Village of North Palm Beach

MR. DANA LITTLE, Urban Designer for the Treasure Coast Regional Planning Council presented this item. He reviewed the agency partners, study area map and project objectives. He discussed the public outreach event where design options of limited on-street parking, a separated cycle-track, and a multi-use pathway were presented. He reported traffic capacity and projected volumes, then highlighted a new design option of a buffered bike lane and widened sidewalk which was a result of further study after the charrette was held.

3.B. DISCUSSED: Indiantown Road Complete Streets Improvements in Jupiter

MR. LITTLE reviewed the agency partners, project objectives and study area map. He reviewed consensus items received from a public design workshop, which include improved landscaping, improved bicycle and pedestrian facilities, a reduced speed limit, improving vehicular movements, and improving drainage. He highlighted the conceptual plan and preferred option, along with potential gateway features. A brief discussion ensued.

3.D. Summary Points from the September 15, 2016 MPO Board Meeting

There was no discussion on this item.

4. ADMINISTRATIVE ITEMS**4.A. Member Comments**

There were no member comments received.

4.B. Next Meeting – December 7, 2016 (no November meeting)**4.C. Motion to Adjourn**

There being no further business, the meeting was adjourned at 3:15 p.m.

This signature is to attest that the undersigned is the Chairperson, or a designated nominee of the Citizens Advisory Committee and that information provided herein is the true and correct Minutes for the **October** meeting of the Citizens Advisory Committee, dated this _____ day of _____, 2016.

Chairperson

AUDIO FILES OF CITIZENS ADVISORY COMMITTEE MEETINGS ARE
AVAILABLE ON THE PALM BEACH METROPOLITAN PLANNING ORGANIZATION
WEBSITE: www.PalmBeachMPO.org

EXHIBIT ACitizens Advisory Committee
Attendance Record – 2015-2016

Representative Appointed by	Oct '15	Nov '15	Dec '15	Jan '16	Feb '16	Mar '16	Apr '16	May '16	Jun '16	Jul '16	Aug '16	Sep '16	Oct '16
BRUCE BASTIAN Mayor Cary Glickstein	-		-		***P	E	P	P	E	P		P	E
TOMAS BOITON Commissioner Melissa McKinlay	P		P		E	E	E	A	P	A		E	E
TERRY BROWN General Public	E		P		P	E	P	P	E	E		A	P
DAWN COX Vice Mayor Joni Brinkman	-		-		-	-	-	-	-	-		***P	P
JUDY DAVERSA General Public	P		E		A	E	E	A	P	A		E	P
*GREG FAGAN Former MPO Board Representative, Jeff Koons	A		P		P	P	P	P	P	E		P	P
MICHAEL FITZPATRICK Mayor Steven Grant	-		-		-	-	-	-	-	-		***E	E
DAVID FLANIGAN Former MPO Board Representative, Wendy Harrison	P		P		P	E	P	E	P	P		P	E
RICHARD GONZALEZ Commissioner Steve Abrams	-		***P		P	P	P	P	A	A		P	P
**GLEN HARVIE Commissioner Mary Lou Berger	P		P		P	P	E	P	P	P		P	P
TINU PEÑA Former MPO Board Representative, Richard Valuntas	P		P		P	E	P	P	E	P		P	A
ANDREW THOMSON Council Member Robert Weinroth	-	-	-	-	-	-	-	-	-	***P		P	P
MYRON UMAN Commissioner Keith James	P		P		P	E	P	P	P	E		E	P
DICK VERDUIN Commissioner Hal Valeche	P		P		P	E	P	E	P	E		E	E

*2016 Chair

**2016 Vice-Chair

P = Member Present

E = Excused Absence

A = Absent/No Attendance

- = Member not assigned

***New Appointment

Shaded Area= Meeting not held

OTHERS PRESENT

Chris Jackson
Don Mathis
Cassie Piché
Stewart Robertson
Luke Lambert
Franchesca Taylor
Malissa Booth
Renee Cross
Tim Verbeke
Margarita Cortez

REPRESENTING

RS&H/FDOT
Citizen
RS&H
Kimley-Horn and Associates, Inc.
Metropolitan Planning Organization
Metropolitan Planning Organization
Metropolitan Planning Organization
Metropolitan Planning Organization
Metropolitan Planning Organization
Metropolitan Planning Organization



Transportation Planning for the Palm Beaches

2.B.1

FDOT

Draft Tentative Work Program

FY 2018-2022

December 2016

www.PalmBeachMPO.org/TIP

2300 North Jog Road • 4th Floor • West Palm Beach • FL 33411 • 561-684-4170

Public participation is solicited without regard to race, color, national origin, age, sex, religion, disability or family status. Persons who require special accommodations under the American with Disabilities Act or translation services for a meeting, free of charge, or for complaints, questions or concerns about civil rights, please contact: Malissa Booth at 561-684-4143 or email MBooth@PalmBeachMPO.org. Hearing impaired individuals are requested to telephone the Florida Relay System at #711.

EXECUTIVE SUMMARY

Pursuant to 23 C.F.R. § 450.324, one of the primary roles of the Palm Beach MPO is the adoption of the Transportation Improvement Program (TIP), a five-year program allocating anticipated revenues to transportation improvements to all modes of travel in Palm Beach County. The TIP identifies transportation improvements funded by Federal, State and local sources in order to assist local governments within the Palm Beach MPO area with their transportation planning efforts. In Florida, the TIP is based on and reflects the Florida Department of Transportation's (FDOT) Work Program for Palm Beach County for the same time period.

Pursuant to § 339.175(8), Fla. Stat. (2014), the MPO must adopt an updated TIP annually. The TIP for FY 17-21 was adopted on June 16, 2016 and the TIP for FY 18-22 will be considered in May/June 2017. Prior to that, FDOT works to develop a draft tentative work program for FY 18-22 that continues to advance projects in the previous adopted work program and allocates funding, to the maximum extent feasible, to the annually adopted project priorities of the Palm Beach MPO which were submitted to FDOT on September 15, 2016.

§ 339.135(4)(d), Fla. Stat. (2014) stipulates that each district office shall make a presentation at a meeting of each metropolitan planning organization in the district to:

1. Hear requests for new projects to be added to the district work program.
 - The status of MPO priority projects table seeks to facilitate this discussion.
2. Hear requests for existing projects to be deleted from the district work program.
 - The other FY 2018 construction projects seeks to facilitate this discussion.
3. Determine the necessity of making any changes to projects included or to be included in the district work program.
 - § 339.135(3)(c)(3), Fla. Stat. (2014) further stipulates that the district shall provide written justification for any project proposed to be rescheduled or deleted from the district work program which project is part of the metropolitan planning organization's transportation improvement program and is contained in the last 4 years of the previous adopted work program. The summary of significant changes table seeks to fulfill this requirement.

To facilitate the review of these complex documents according to these purposes, the following summary tables have been created:


1. Status of MPO Priority Projects
2. Other FY 2018 Construction Projects
3. Other Significant Changes between the draft tentative work program and the adopted TIP

SECTION 1: Status of MPO Priority Projects

1.A Major Highway, Transit and Freight

Rank	Lead Agency	Proj. No.	Project	Location	Improvement	< FY 18	Funding in DTWP (\$1000's)						Notes/ Need			
							FY 18		FY 19		FY 20			FY 21		FY 22
1	FDOT	2296643	SR 7	60th St to Northlake Blvd.	Construct new 4 lane road	\$49,612	ROW	\$44	ROW	\$515	ENV	\$2,904	ROW	\$371		CST in June 2019
2	FDOT	2296644	SR 7	Okeechobee Blvd. to 60th St	Widen from 2 to 4 lanes	\$19,875										CST in July 2017
3	FDOT	4193452	Southern Blvd / SR 80	L-8 Canal to W of Forest Hill	Widen from 4 to 6 lanes	\$10,014	CST	\$43,488	ROW	\$516	ROW	\$2,076				
4	FDOT	4279381	SR 7	Broward Co Line to Glades Rd	Construct buffered bike lanes, shared use pathways, transit shelters and turn lane improvements	\$13,034										CST in Sept 2017
5	FDOT	2331662	Glades Rd	SR 7 to Federal Highway	Intersection improvements and other turn lane extensions	\$9,591	CST	\$2								CST in Sept 2017
6a	AAF/ Brightline	4353431	FEC Railroad Crossings	Broward Co Line to 15th St in West Palm Beach	Install Safety/Quiet Zone infrastructure on FEC corridor	\$6,442										Underway
6b	AAF/ Brightline	4353432	FEC Railroad Crossings	15th St in West Palm Beach to Martin County Line	Install Safety/Quiet Zone infrastructure on FEC corridor		CST	\$2,238								CST w/ AAF phase 2
7	SFRTA	4297671	Tri Rail Support Facility	Northern Layover Facility	Construct new facility to enhance O&M for existing system and support Jupiter extension	\$17,116	CAP	\$15,500	CAP	\$3,534						Timing TBD
8	FDOT/ SFRTA	4170317	Tri Rail - New Service Extension	West Palm Beach to Jupiter	Extend commuter rail service onto the FEC corridor via the Northwood Crossover and construct 3 new stations – 45th Street, PGA Blvd, and Toney Penna Dr.	\$1,157										\$73,843
9	Palm Tran	4347352	Palm Tran - Support Facility	Delray Beach: Congress Ave	Expand existing maintenance facilities	\$12,292										Timing TBD
10	SFRTA	4304582	Tri Rail	East side of Military Tr S of Glades Rd	Construct second Tri Rail station in Boca Raton on CSX/SFR corridor	\$1,500			CAP	\$17,000						CAP funds deferred to FY 19

 Funds Added/
Advanced

 Funds +/- 5%, No
Schedule Change

 Funds Delayed or
Still Needed

1.A Major Highway, Transit and Freight (Continued)

Rank	Lead Agency	Proj. No.	Project	Location	Improvement	< FY 18	Funding in DTWP (\$1000's)					Notes/ Need
							FY 18	FY 19	FY 20	FY 21	FY 22	
11	FDOT	2296584	Atlantic Ave	SR 7 to W of Lyons	Widen from 2 to 4 lanes	\$1,750		ROW \$10,485	ROW \$5,172	CST \$13,690		Fully Funded
12	FDOT	4383861	US 1	Camino Real to Indiantown Rd	New express bus service with associated multimodal corridor improvements		PDE \$10		PE \$504	PE \$1,510		\$52,480
13	Lake Worth	4405091	Boutwell Road	Lake Worth Road to 10th Ave North	Widen from 2 to 3 lanes						CST \$3,000	
14	FDOT	4405751	Atlantic Ave	W of Lyons to Jog Rd	Widen from 4 to 6 lanes			PDE \$510	PDE \$2,500			\$25,300

1.B Local Initiatives

Rank	Lead Agency	Proj. No.	Project	Location	Improvement	< FY 18	Funding in DTWP (\$1000's)					Funding Need/ Notes
							FY 18	FY 19	FY 20	FY 21	FY 22	
13-1	FDOT	4351581	Southern Blvd.	At Sansbury's Way Intersection	Add EB right, second WB left and widen C-51 canal bridge	\$875	CST \$5,957					
13-2	FDOT	4351591	SE Avenue G	Main St. to SE 9th St/ Gove Elementary School	Construct sidewalk on the S side of SE Ave G	\$739						CST in April 2017
13-3	FDOT	2298963	SR 710 Beautification	W of Australian Ave to Dixie Hwy	Install median irrigation and landscaping	\$105	CST \$1,084					
13-4	FDOT	4351601	Palmetto Park Rd	SR 7 to NW 2nd Ave	Construct 10-ft+ multi-use pathway on the south side of roadway	\$572	CST \$3,190					
13-5	FDOT	4328832	PGA Blvd	Mirasol/Ave of Champions to US 1	Install Adaptive Traffic Control System	\$2,118						CST in April 2017
13-6	Palm Tran	4317611	Palm Tran	Systemwide Fare Collection	Implement Easy Card interface, Mobile ticketing	\$1,320						Timing TBD
14-1	FDOT	4328833	W Indiantown Road	Island Way to US 1	Install Adaptive Signal System and Patterned pavement crosswalks improvements from Turnpike to US 1	\$520		CST \$5,986				
14-2	FDOT	2297444	US 1	11th Street to 27th Street	Install pedestrian scale lighting on east side of corridor		PE \$360		CST \$834			
14-3	FDOT	4383841	Australian Ave.	1st Street to Blue Heron Blvd.	Install pedestrian scale lighting			PE \$360	ENV \$15	CST \$3,131		

1.B Local Initiatives (Continued)

Rank	Lead Agency	Proj. No.	Project	Location	Improvement	< FY 18	Funding in DTWP (\$1000's)					Funding Need/ Notes
							FY 18	FY 19	FY 20	FY 21	FY 22	
14-4	FDOT	4368931	Congress Ave.	Columbia Medical Plaza to Blue Heron Blvd.	Install pedestrian scale lighting	\$510	ENV \$25	CST \$1,683				
14-5	FDOT	4368941	Bridge Replacement	Seminole Dr (L-16) Sandalford (E-1-E) New England Bl (E-1) El Claire Ranch (L-30)	Replace bridges; introduce bike/ped facilities where missing and maximize vertical clearance to promote waterway navigation.	\$1,010	ENV \$40		CST \$3,594			
14-6	FDOT	4344271	SR. 80	at CR 880 Intersection	Install street lighting	\$285	CST \$60					
14-7	Delray Beach	4368961	Lowson Blvd/ SW 10th St	Military Trail to SE 6th Ave	Install bike lanes and sidewalks		PE \$5		CST \$4,786			
14-8	FDOT	4368971	Fiber Optic Cable Installation	Seminole Pratt - SR 80 to Northlake Blvd, Lyons Rd - Lantana Rd to Boynton Beach Blvd, Lawrence Rd - Hypoluxo Rd to Boynton Beach, Military Trail - Linton Blvd to Glades/Butts Rd	Install fiber optic communication cable to connect additional traffic signals to ITS network		PE \$310		CST \$2,591			
14-9	FDOT	4368991	Hamlin Blvd	190th St to 180th Ave N	Construct a 6-ft pathway		PE \$260	ENV \$40	CST \$597			
14-10	FDOT	4383871	Video Camera Detection	27 mast arm traffic signals with loop detection	Replace inductive loops with video camera detection		PE \$60		CST \$1,754			
14-11	FDOT	4383881	Clint Moore Road	Congress Ave to NW 2nd Ave.	Construct 10-ft shared use pathway on the south side of the corridor		PE \$310	ENV \$30	CST \$857			
14-12	FDOT	4383891	Swinton Ave	S 10th St to NE 4th St	Widen to provide two 10-ft travel lanes, 4-ft bike lanes and 6-ft sidewalks. Add street lighting, drainage, landscaping.		PE \$510	ENV \$20	CST \$2,667			
15-1	West Palm Beach	4383901	Two New WPB Trolley Routes	Tri-Rail Station to northern and southern WPB	Purchase seven (7) vehicles to support new trolley service		CAP \$1,505					
15-2	Palm Tran	4383921	Palm Tran Bus Shelters	Various locations along existing bus routes	Construct 30 transit shelters		CAP \$600					
15-3	West Palm Beach	4383961	WPB Trolley Shelters	Various locations along existing trolley lines	Construct seven (7) trolley shelters			CAP \$571				

1.B Local Initiatives (Continued)

Rank	Lead Agency	Proj. No.	Project	Location	Improvement	< FY 18	Funding in DTWP (\$1000's)						Funding Need/ Notes	
							FY 18		FY 19		FY 20			FY 21
14-4	FDOT	4368931	Congress Ave.	Columbia Medical Plaza to Blue Heron Bl	Install pedestrian scale lighting	\$510	ENV	\$25	CST	\$1,683				
14-5	FDOT	4368941	Bridge Replacement	Seminole Dr (L-16) Sandalfoot (E-1-E) New England Bl (E-1) El Claire Ranch (L-30)	Replace bridges; introduce bike/ped facilities where missing and maximize vertical clearance to promote waterway navigation.	\$1,010	ENV	\$40		CST \$3,594				
15-4	FDOT	4383941	Homewood Blvd	Old Germantown Rd to Lowson Blvd	Install bike lanes and sidewalks				PE \$360	ENV \$20	CST \$1,013			
15-5	FDOT	4383951	George Bush Blvd	NE 2nd Ave to A1A (excluding ICWW bridge)	Widen to provide two 10-ft travel lanes, 5-ft bike lanes and 5-6 ft sidewalks. Add street lighting, drainage, landscaping.				PE \$510	ENV \$20	CST \$3,203			
15-6	Boca Raton	4383991	New Boca Raton Trolley	Tri-Rail Station to Downtown and Downtown Circulator	Purchase seven (7) vehicles to support new trolley service				CAP \$1,505					
15-7	Delray Beach	4384001	Existing Delray Beach Trolley	Tri-Rail Station to Atlantic Ave/A1A	Replace four (4) vehicles					CAP \$860				
15-8	FDOT	4384021	NE 5th Ave	Boca Raton Road to NW 20th St	Construct 6-ft sidewalk on west side				PE \$260	ENV \$10	CST \$464			
16-1	Delray Beach	4400411	Congress Ave.	C-15 Canal to Atlantic Ave	Convert 6L to 4L and install protected bike lanes				PE \$5		CST \$5,108			
16-2	FDOT	4400421	US 1 (Dixie Highway)	Albermarle Rd to Okeechobee Blvd	Convert 4L to 3L and associated multimodal improvements				PE \$758	ENV \$309	CST \$5,311			
16-3	FDOT	4400431	Brant Bridge	Bridge over C-15 Canal	Bridge replacement and shared use path				PE \$573	ENV \$100	CST \$1,673			
16-4	Wellington	4400441	Big Blue Trace	Wellington Trace to South Shore Blvd	Add bike lanes, bike lane relocation at intersection; crosswalk striping				PE \$5		CST \$688			
16-5	FDOT	4400451	Traffic Calming in ITID	Various midblock locations	Install speed tables, midblock islands, raised medians				PE \$245	ENV \$53	CST \$829			
16-6	FDOT	4400461	Lake Worth Road	Erie Street to A Street	Pedestrian enhancements/ traffic circle reconfiguration					PE \$454	ENV \$105			\$653
--		4352071	Reserve Box		Reserve funding for Local Initiative Projects					\$450	\$3,776	\$16,904		

1.C Transportation Alternatives

Rank	Lead Agency	Proj. No.	Project	Location	Improvement	< FY 18	Funding in DTWP (\$1000's)					Notes
							FY 18	FY 19	FY 20	FY 21	FY 22	
13-1	Lake Worth	4350841	5th Avenue	South A Street to South F Street	Improve city right-of-way to construct shared-use path, benches, landscaping and decorative crosswalks	\$1,164						CST in July 2017
13-2	Delray Beach	4350801	NE 2nd Ave	George Bush Blvd to NE 13th St	Construct sidewalks, add designated bike lanes, reduce vehicle travel lane widths, install landscaping	\$733						CST in Aug 2017
13-3	West Palm Beach	4351461	Tamarind Ave	Banyan Blvd to Palm Beach Lakes Blvd	Construct sidewalk on west side of corridor, install pedestrian lighting and landscaping	\$959						CST in Oct 2017
13-4	Delray Beach	4368721	NE 2nd Ave	NE 13th St to NE 22nd St	Construct sidewalks, add designated bike lanes, reduce vehicle travel lane widths, install landscaping	\$5	CST \$1,631					\$885 in Local Funds
14-1	Palm Beach County	4369301	Safe Routes to Schools	Australian Ave - 9th to 13th Kirk Road - Forest Hill to Pot O' Gold St. Military Trail – Dolphin Dr to Old Military Tr	Install overhead school zone flashers	\$5	CST \$477					\$70 in Local Funds
14-2	West Palm Beach	4369321	North Shore Neighborhood	Residential Streets bounded by 45th St, Congress Ave, Australian Ave and Lake Mangonia	Construct ADA compliant ramps and sidewalks, enhanced crosswalks, and signage	\$5	CST \$568					\$85 in Local Funds
14-3	Royal Palm Beach	4368741	Okeechobee Blvd	Folsom Rd to SR 7 and Partridge Lane south of Okeechobee Blvd.	Install pedestrian and roadway lighting	\$5	CST \$1,537					\$791 in Local Funds
14-4	Delray Beach	4382891	Seacrest Blvd	NE 22nd St to Gulfstream Blvd	Add green bike lanes, wider sidewalks, brick crosswalks and school zone lighting			CST \$1,699				\$953 in Local Funds
15-1	FDOT	4287181	US 1	Beach Rd to Martin County Line	Add buffered bike lanes, street trees and signage.		CST \$3,221					\$58 in Local Funds, \$2,453 in State Funds

1.C Transportation Alternatives (Continued)

Rank	Lead Agency	Proj. No.	Project	Location	Improvement	< FY 18	Funding in DTWP (\$1000's)					Notes
							FY 18	FY 19	FY 20	FY 21	FY 22	
15-2	Wellington	4383061	Binks Pointe Pathway	Binks Forest Dr. to Flying Cow Road	Construct Multi-use pathway to connect to Wellington Environmental Preserve			CST \$542				\$150 in Local Funds
15-3	Royal Palm Beach	4382901	ADA Update	Various Royal Palm Beach neighborhoods	Upgrade existing sidewalks to ADA standards in residential neighborhoods			CST \$834				\$150 in Local Funds
15-4	FDOT	4382911	Missing Sidewalks	Various Belle Glade neighborhoods	Construct missing sidewalks near schools			CST \$798				\$150 in Local Funds
15-5	West Palm Beach	4383851	ADA Update	Various West Palm Beach neighborhoods	Upgrade existing sidewalks to ADA standards near schools			CST \$874				\$150 in Local Funds
16-1	Wellington	4400141	Bicycle Improvements	Aero Club Drive	Construct 4.2 mile long bike lane		PE \$5		CST \$761			\$89 in Local Funds
16-2	West Palm Beach	4400151	Pedestrian Bridge	North Shore Bridge	Construct pedestrian bridge west of existing bridge		PE \$5		CST \$1,010			\$266 in Local Funds
16-3	West Palm Beach	4400121	ADA/Crosswalk Improvements	Roosevelt Estates Neighborhood	Install ADA ramp improvements and textured pavement in crosswalks		PE \$5		CST \$905			\$379 in Local Funds
16-4	Delray Beach	4400171	Alley Project	Between SE 4th & 5th Ave from 1st Street to 10th Street	Pave Delray Beach alleyways and install landscaping		PE \$5		CST \$2,567			\$1,822 in Local Funds

1.D SUN Trail

Rank	Applicant	Proj. No.	Project	Location	Improvement	< FY 18	Funding in DTWP (\$1000's)					Funding Needed
							FY 18	FY 19	FY 20	FY 21	FY 22	
16-1	West Palm Beach	4394041	US 1 (Broadway Ave)	25th St to 42nd St	Convert 4-lane roadway to 2-lane divided roadway with Shared-Use Nonmotorized trail in median		PE \$1,280					\$4,744

SECTION 2: Other FY 2018 Construction Projects

Project Number	Location	Improvement	Funding
434427.1	SR 80 from R/R Tracks to CR-880	Resurfacing	\$20.5M
427516.1	I-95 From the L30 Canal to N. of Gateway Blvd	Resurfacing	\$16.0M
434722.1	I-95 at Atlantic Avenue	Create WB to SB turbo lane at I-95 Add 2 nd EB to NB left turn lane at Congress Add WB to NB right turn lane at Congress	\$8.7M
434948.2	Northwood Connection From CSX Mainline to FEC	New Rail segment	\$12.5M
439229.1	South Central Florida Express	Southeast Rail Extension	\$6.7M in FY 18, \$33M in FY 19
440705.1	Port of Palm Beach	Upland Cargo Improvements	\$4M
440391.1	McClure Road From Lake Ave to Rim Canal Road	SCOP Project – Resurfacing	\$3.4M
436302.1	SR 80 at Pike Road and at NB Turnpike Ramps	Add Westbound right turn lanes	\$1.6M
440080.1	Military Trail From Shiloh Drive To Burns Road	Intersection lighting Improvements	\$918K
440079.1	Blue Heron from Military Trail to Congress Ave	Intersection lighting improvements	\$265K

SECTION 3: Other Significant Changes

3.A Proposed Additions

Project Number	Location	Improvement	Funding
Several	US-27 from Broward County to South Bay 6 separate projects: 440150.1, 440108.1, 440185.1, 439842.1, 439929.1 and 439930.1	Widen and pave outside shoulders Install rumble strips, pavement markers Add acceleration lanes at CR 827 and Okeelanta Road	\$4.4M PE in FY 18 & 19 \$49M CST in FY 20 & 21
439758.1	I-95 at Indiantown Road	Reconstruct/Signalize NB Off Ramp Add EB auxiliary lane between I-95 NB and Island Way	\$500K PE in FY 20 \$3.7M CST in FY 22
439759.1	I-95 at Belvedere Road	Add Second NB to EB Right Turn Lane	\$209K PE in FY 20 \$1.0M CST in FY 22
439755.1	I-95 at Okeechobee Blvd	Add EB to SB Right Turn lane	\$132K PE in FY 20 \$880K CST in FY 22
439860.1	I-95 NB along Diane Drive in Boynton Beach	Extend Noise Wall	\$283K PE in FY 18 \$1.5M CST in FY 20
440105.1	North Palm Beach County Airport	Runway 13/31 Expansion	\$10M CST in FY 20
440078.1	Military Trail from Southern Blvd to Cumberland Drive	Intersection Lighting Improvements	\$185K PE in FY 18 \$665K CST in FY 19
440600.1	SR-7 At Stribling Way	Add 2 nd NB and SB Left Turn Lanes	\$600K PE in FY 21
427516.2	I-95 from Gateway Blvd to Lantana Road	Resurfacing	\$1.6M PE in FY 18 \$6.5M CST in FY 20
439841.1	US-1 N of Linton Blvd	Resurfacing	\$275K PE in FY 18 \$1.3M CST in FY 20
439843.1	SR-15 from S of Morgan Rd to S of Shirley Dr	Resurfacing	\$445K PE in FY 18 \$2.8M CST in FY 20
439844.1	Boynton Beach Blvd. from Lyons Road to E of Turnpike	Resurfacing	\$395K PE in FY 18 \$2.5M CST in FY 20

3.B Proposed Modifications

Project Number	Location	Improvement	Funding
231932.1	I-95 @ Gateway Blvd	Interchange Improvement	Advanced PE to FY 18 Added \$12M ROW in FY 20 Added \$39M CST in FY 22
435804.1	I-95 @ Boynton Beach Blvd	Interchange Improvement	Advanced PE to FY 18 Added \$17M ROW in FY 20
412420.4	I-95 @ Glades Road	Interchange Improvement	Added \$24M CST in FY 19 - to be built with I-95 express (S of Glades Rd to Linton Blvd)
413265.1	I-95 @ Central Blvd	New Interchange	Advanced \$8.8M ROW to FY 19
435803.1	I-95 @ Northlake Blvd	Interchange Improvement	Advanced PE to FY 18 Added \$57.3M ROW in FY 20-22 Added \$13.7M CST in FY 22
436307.1	SR 80 at Forest Hill Blvd	Construct 3 rd WB to SB left turn lane, Channelized NB to EB right turn lane	Advanced CST to FY 19



Citizen's Report

Draft Tentative Work Program Fiscal Year 2018 - 2022

Palm Beach County

Prepared by FDOT - District 4 Program Management Office - 11/10/2016 Data

HIGHWAY SYSTEM: 01 INTRASTATE INTERSTATE

231932.1	SR-9/I-95 @ GATEWAY BLVD. INTERCHANGE			PM: Thuc Le					
Work Mix:	INTERCHANGE - ADD LANES		Extra Description:	CROSSROAD IMPROVEMENTS-SPLIT FROM 231917-1					
Cont. Class:	TALLAHASSEE LET								
	Phase	Fund Code	FY 2018	FY 2019	FY 2020	FY 2021	FY 2022	5 Year Total	Unfunded
P.E.		ACNP	\$6,000,000					\$6,000,000	
RW Support		DI			\$5,396,094			\$5,396,094	
		DIH			\$472,714			\$472,714	
RW Land		DDR			\$432,530			\$432,530	
		DI			\$5,432,624			\$5,432,624	
Construction		ACNP					\$32,930,000	\$32,930,000	
CEI		ACNP					\$6,270,000	\$6,270,000	
Total For Project 231932.1			\$6,000,000		\$11,733,962		\$39,200,000	\$56,933,962	

412420.3	SR-9/I-95 FROM NORTH OF GLADES ROAD TO SOUTH OF CONGRESS AVE				PM: Ronald Wallace		City: BOCA RATON		
Work Mix:	INTERCHANGE (NEW)		Extra Description:	2011 MPO PRIORITY #2 IMD FUNDS SEE SEG 1 FOR COMMENTS NEW INTERCHANGE AT SPANISH RIVER BL/FAU & ADD AUXILARY LANES **SEE WP45 FOR ADDITIONAL PROJECT COMMENTS**) PER M.CLASGENS/R.WALLACE EMAIL DTD 3/18/2014, THIS PROJECT HAS BEEN CONVERTED TO "FOCUSED" OVERSIGHT PHASE 5702 = FLAGGING; CONTRACT WITH CSXT WILL BE TERMINATED AND SFRTA WILL TAKE OVER FLAGGING RESPONSIBILITY C2-01=NOISE STUDY REVISION (REIMBURSABLE COST) C2-03=SOIL ASSESSMENT FOR POND SITE LOCATIONS C2-04=NOISE STUDY					
Cont. Class:	DESIGN BUILD								
Phase		Fund Code	FY 2018	FY 2019	FY 2020	FY 2021	FY 2022	5 Year Total	Unfunded
RW Land		DDR	\$52,000	\$75,649				\$127,649	
		DS	\$150,000					\$150,000	
Total For Project 412420.3			\$202,000	\$75,649				\$277,649	

HIGHWAY SYSTEM: 01 INTRASTATE INTERSTATE

412420.4 SR-9/I-95 @ SR-808/GLADES ROAD PM: Fausto Gomez

Work Mix: INTERCHANGE - ADD LANES Extra Description: I-95 AT GLADES RD. INTERCHANGE IMPROVEMENTS, INCLUDING ADDING SEPERATED AUXILIARY LANES TO I-95 2011 MPO PRIORITY #2. ALSO INCLUDES SR-808/GLADES ROAD FROM BUTTS ROAD TO FAU ITEM NO LONGER IDENTIFIED AS "OVST" PER M.CLASGENS 10/20/14 G/W 433109-5

Cont. Class: DESIGN BUILD

Phase	Fund Code	FY 2018	FY 2019	FY 2020	FY 2021	FY 2022	5 Year Total	Unfunded
P.E.	ACNP		\$225,000				\$225,000	
RW Support	DIH	\$20,000					\$20,000	
RW Land	DDR	\$406,147					\$406,147	
	DS		\$813,743				\$813,743	
Construction	ACNP	\$300,000	\$20,154,951				\$20,454,951	
CEI	ACNP		\$2,713,591				\$2,713,591	
	DS		\$52,800				\$52,800	
Total For Project 412420.4		\$726,147	\$23,960,085				\$24,686,232	

412733.1 SR-9/I-95 @ 10TH AVE NORTH IN LAKE WORTH PM: July Jimenez

Work Mix: INTERCHANGE - ADD LANES Extra Description: REBUILD I-95 INTERCHANGE TO ADDRESS CROSSROADS

Cont. Class: TALLAHASSEE LET

Phase	Fund Code	FY 2018	FY 2019	FY 2020	FY 2021	FY 2022	5 Year Total	SIS 2ND 5	Unfunded
PDE	DDR		\$1,000,000				\$1,000,000		
	DIH	\$30,000					\$30,000		
	SA	\$300,000					\$300,000		
P.E.	DI				\$2,620,000		\$2,620,000		
	DIH				\$30,000		\$30,000		
RW Support	DI					\$616,300	\$616,300		
	DIH					\$182,000	\$182,000	\$35,317	
	DS					\$784,296	\$784,296		
RW Land	DI					\$3,670,686	\$3,670,686		
	DS							\$890,225	
Construction	ACNP							\$22,625,313	
CEI	ACNP							\$4,117,502	
Total For Project 412733.1		\$330,000	\$1,000,000		\$2,650,000	\$5,253,282	\$9,233,282	\$27,668,357	

HIGHWAY SYSTEM: 01 INTRASTATE INTERSTATE

413257.1	SR-9/I-95 @ HYPOLUXO ROAD		PM: John Olson			City: LANTANA					
Work Mix:	INTERCHANGE - ADD LANES		Extra Description:	INTERCHANGE MODIFICATION THIS IS A REQUEST FOR A CANDIDATE ROW AND CONSTRUCTION PHASES. PH52 TOTAL AMOUNT TO BE PROGRAMMED IS \$13,836,845 IN FY2024 BASED ON LRE							
Cont. Class:	TALLAHASSEE LET										
	Phase	Fund Code	FY 2018	FY 2019	FY 2020	FY 2021	FY 2022	5 Year Total	SIS 2ND 5	Unfunded	
PDE		DDR		\$300,000				\$300,000			
		DIH		\$25,000				\$25,000			
P.E.		ACNP				\$2,250,000		\$2,250,000			
RW Support		ACNP					\$281,932	\$281,932	\$125,158		
RW Land		ACNP					\$305,396	\$305,396	\$86,732		
Construction		ACNP							\$14,530,044		
CEI		ACNP							\$2,509,348		
Total For Project 413257.1				\$325,000		\$2,250,000	\$587,328	\$3,162,328	\$17,251,282		

413258.1	SR-9/I-95 @ LANTANA ROAD		PM: July Jimenez			City: LANTANA				
Work Mix:	INTERCHANGE JUSTIFICA/MODIFICA	Extra Description:	INTERCHANGE MODIFICATION							
Cont. Class:	TALLAHASSEE LET									
	Phase	Fund Code	FY 2018	FY 2019	FY 2020	FY 2021	FY 2022	5 Year Total	SIS 2ND 5	Unfunded
PDE		DDR	\$300,000					\$300,000		
		DIH	\$30,000					\$30,000		
P.E.		DI				\$2,000,000		\$2,000,000		
		DIH				\$30,000		\$30,000		
RW Support		DDR					\$618,724	\$618,724	\$299,660	
		DI					\$925,500	\$925,500		
		DIH					\$138,510	\$138,510		
RW Land		DI					\$3,686,524	\$3,686,524		
Construction		ACNP							\$14,779,818	
		DI							\$2,862,342	
CEI		ACNP							\$2,621,100	
		DIH							\$120,600	
Total For Project 413258.1			\$330,000			\$2,030,000	\$5,369,258	\$7,729,258	\$20,683,520	

HIGHWAY SYSTEM: 01 INTRASTATE INTERSTATE

413265.1			SR-9/I-95 @ PGA BOULEVARD/CENTRAL BOULEVARD			PM: Bing Wang		City: PALM BEACH GARDENS			
Work Mix:		INTERCHANGE - ADD LANES		Extra Description:		IMR - INTERCHANGE MODIFICATION REPORT IJR - INTERCHANGE JUSTIFICATION REPORT PH2202=VALUE ENGINEERING WORKSHOP					
Cont. Class:		TALLAHASSEE LET									
Phase		Fund Code	FY 2018	FY 2019	FY 2020	FY 2021	FY 2022	5 Year Total	SIS 2ND 5	Unfunded	
RW Support		BNIR		\$477,684				\$477,684			
		DIH		\$137,684				\$137,684			
RW Land		BNIR		\$8,229,743				\$8,229,743			
Construction		DI							\$1,083,192		
		STED							\$70,057,282		
CEI		DI							\$11,576,631		
		DIH							\$19,514		
Total For Project 413265.1				\$8,845,111				\$8,845,111	\$82,736,619		

416258.2		PALM BEACH COUNTY ITS FACILITY OPERATE & MAINTAIN JPA				PM: Daniel A Smith				
Work Mix:	ITS FREEWAY MANAGEMENT		Extra Description:		O & M JPA TO OPERATE FACILITY					
Cont. Class:	MISC - NO LETTING									
	Phase	Fund Code	FY 2018	FY 2019	FY 2020	FY 2021	FY 2022	5 Year Total		Unfunded
	Capital Improvement/Operating	DDR	\$50,000	\$50,000				\$100,000		
Total For Project 416258.2			\$50,000	\$50,000				\$100,000		

416258.3 PALM BEACH COUNTY ITS FACILITY OPERATE & MAINTAIN JPA			PM: Daniel A Smith								
Work Mix:	ITS FREEWAY MANAGEMENT		Extra Description:	O & M JPA TO OPERATE FACILITY							
Cont. Class:	MISC - NO LETTING										
	Phase	Fund Code	FY 2018	FY 2019	FY 2020	FY 2021	FY 2022	5 Year Total		Unfunded	
	Capital Improvement/Operating	DDR			\$50,000	\$50,000	\$50,000	\$150,000		\$100,000	
Total For Project 416258.3					\$50,000	\$50,000	\$50,000	\$150,000		\$100,000	

HIGHWAY SYSTEM: 01 INTRASTATE INTERSTATE

427516.1 SR-9/I-95 FROM THE L30 CANAL TO N. OF GATEWAY BLVD

PM: Carl H Dorvil City: BOYNTON BEACH - DELRAY BEACH

Work Mix: RESURFACING Extra Description:

Cont. Class: TALLAHASSEE LET

B/C RATIO=5.9;NPV= 42,061,510;SHSP=LANE DEPARTURE CRASHES(4) SB LIMITS= FROM THE L30 CANAL TO N. OF GATEWAY BLVD. NB LIMITS= FROM S. OF BOYNTON BCH BLVD TO N. OF GATEWAY BLVD I-95 PAVEMENT REPAIR LANDSCAPING WAS REMOVED FROM THE PROJECT ESTIMATE ON 5/1/12 NORTHBOUND I-95 FROM MP 14.400 TO MP 16.415 AND SB I-95 FROM MP 11.476 TO MP 16.415. THE LIMITS INCLUDES RAMPS NUMBERS __ 026 & 027 AT WOOLBRIGHT ROAD; 029, 030, 031, 032 AT BOYNTON BCH BLVD; AND 137, 138, 139 AND 140 AT GATEWAY BLVD. PH 3201=FOR SURVEY DEPT. ONLY; 3202=PVMT CORING-MAT LAB **SEE WP45 FOR ADDITIONAL PROJECT COMMENTS** PH5202= SAFETY IMPROVEMENTS: IMPROVE CROSS SLOPES W/PAVEMENT OVERBUILD;RETROFIT EXISTING LIGHT POLES IN THE NB & SB DIR. WITH LED LUMINAIRES; EVALUATE APPROPRIATE CLEAR ZONE REQUIREMENTS AND IMPLEMENT APPROPRIATE CORRECTIVE ACTION

Phase	Fund Code	FY 2018	FY 2019	FY 2020	FY 2021	FY 2022	5 Year Total	Unfunded
Construction	ACNP	\$11,527,833					\$11,527,833	
	DS	\$50,000					\$50,000	
	HSP	\$2,329,236					\$2,329,236	
CEI	ACNP	\$900,942					\$900,942	
	DDR	\$77,025					\$77,025	
	HSP	\$1,137,472					\$1,137,472	
Total For Project 427516.1		\$16,022,508					\$16,022,508	

427516.2 SR-9/I-95 FROM GATEWAY BOULEVARD TO LANTANA ROAD

PM: Carl H Dorvil

Work Mix: RESURFACING Extra Description:

Cont. Class: TALLAHASSEE LET

Phase	Fund Code	FY 2018	FY 2019	FY 2020	FY 2021	FY 2022	5 Year Total	Unfunded
P.E.	ACNP	\$1,600,000					\$1,600,000	
Construction	ACNP			\$5,634,784			\$5,634,784	
CEI	ACNP			\$850,554			\$850,554	
Total For Project 427516.2		\$1,600,000		\$6,485,338			\$8,085,338	

432151.1 SR-9/I-95 @ PGA BLVD INTERCHANGE

PM: May Cheng City: PALM BEACH GARDENS

Work Mix: LIGHTING Extra Description:

Cont. Class: DISTRICT LET

BRIDGE #930335, #930336, #930377, #930378 REPLACE HIGH MAST LIGHT POLES W/CONVENTIONAL LIGHTING PHASE 32.02 UTILITY COORDINATION

Phase	Fund Code	FY 2018	FY 2019	FY 2020	FY 2021	FY 2022	5 Year Total	Unfunded
Construction	BRRP	\$629,234					\$629,234	
CEI	BRRP	\$94,385					\$94,385	
	DIH	\$33,504					\$33,504	
Total For Project 432151.1		\$757,123					\$757,123	

HIGHWAY SYSTEM: 01 INTRASTATE INTERSTATE

433109.1	SR-9/I-95 FROM BROWARD/PALM BEACH COUNTY LINE TO LINTON BLVD.			PM: Vanita Saini	City: BOCA RATON - DELRAY BEACH
Work Mix:	PRELIM ENG FOR FUTURE CAPACITY	Extra Description:	CORRIDOR CONSULTANT FOR DESIGN OF I-95 EXPRESS LANES IN PALM BEACH COUNTY (3B) 32-02 - REVENUE STUDY BY THE TURNPIKE 32-03 - SURVEY WORK FOR RFP DEVELOPMENT DBF ON 433109-4		
Cont. Class:	MISC - NO LETTING				

Phase	Fund Code	FY 2018	FY 2019	FY 2020	FY 2021	FY 2022	5 Year Total	Unfunded
P.E.	ACNP		\$500,000				\$500,000	
Total For Project 433109.1			\$500,000				\$500,000	

433109.3	SR-9/I-95 FROM BROWARD/PALM BEACH COUNTY LINE TO S. OF CONGRESS AVENUE			PM: Vanita Saini			
Work Mix:	LANDSCAPING	Extra Description:	WITHIN LIMITS OF EXPRESS LANES PHASE 3B-1 & 3B-2 BOLD LANDSCAPE FOR PALMETTO PARK RD INTERCHANGE, SPANISH RIVER BLVD INTERCHANGE AND SR-794/YAMATO ROAD INTERCHANGE				
Cont. Class:	DISTRICT LET						

Phase	Fund Code	FY 2018	FY 2019	FY 2020	FY 2021	FY 2022	5 Year Total	SIS 2ND 5	Unfunded
P.E.	DDR			\$550,000			\$550,000		
	DIH			\$10,000			\$10,000		
Construction	DDR							\$4,102,000	
CEI	DDR							\$344,260	
	DIH							\$99,127	
Total For Project 433109.3				\$560,000			\$560,000	\$4,545,387	

433109.4	SR-9/I-95 FROM BROW/PALM BCH CO LINE TO SOUTH OF GLADES RD.			PM: Vanita Saini			
Work Mix:	ADD SPECIAL USE LANE	Extra Description:	CDC ON SEGMENT 433109-1 ; PALM BEACH COUNTY (3B-1) PHC210= CONTAMINATION & LEVEL II TESTING PHC240= MITIGATION PH5A01= MILESTONE BONUS PH5301= PTO PURCHASE/TURNPIKE TOLL EQUIPMENT PH6240= MATERIAL LAB TESTING (OFF-SIGHT) PH5601= CONSTRUCTION UTILITY PH5801= FHP PH5701= RAIL COORDINATION PH3601= DESIGN UTILITY PH3206=CEI PRE-LETTING DESIGN PH6202= CEI GEOTECH				
Cont. Class:	DESIGN BUILD						

Phase	Fund Code	FY 2018	FY 2019	FY 2020	FY 2021	FY 2022	5 Year Total	Unfunded
Construction	DI	\$150,000	\$900,000				\$1,050,000	
Incentive	ACNP		\$700,000	\$1,050,000			\$1,750,000	
CEI	ACNP	\$441,610					\$441,610	
Total For Project 433109.4		\$591,610	\$1,600,000	\$1,050,000			\$3,241,610	

HIGHWAY SYSTEM: 01 INTRASTATE INTERSTATE

433109.5 SR-9/I-95 FROM SOUTH OF GLADES RD. TO SOUTH OF LINTON BLVD. PM: Vanita Saini

Work Mix: ADD SPECIAL USE LANE Extra Description: 3B-2 PHC210= CONTAMINATION & LEVEL II TESTING PHC240= MITIGATION PH5A01= MILESTONE BONUS PH5301= PTO PURCHASE/TURNPIKE TOLL EQUIPMENT PH6240= MATERIAL LAB TESTING (OFF-SIGHT) / 6203=GEOTECH PH5601= CONSTRUCTION UTILITY PH5701= RAIL COORDINATION
Cont. Class: DESIGN BUILD PH3601= DESIGN UTILITY PH5801= FHP G/W 412420-4

Phase	Fund Code	FY 2018	FY 2019	FY 2020	FY 2021	FY 2022	5 Year Total	Unfunded
P.E.	DDR	\$300,000					\$300,000	
	DI		\$1,128,100				\$1,128,100	
Construction	ACNP		\$11,306,038		\$2,700,000		\$14,006,038	
	DDR		\$2,010,052				\$2,010,052	
	DI		\$74,623,962	\$275,000			\$74,898,962	
	DS		\$5,356,329		\$100,000		\$5,456,329	
	GMR		\$100,000				\$100,000	
Incentive	ACNP			\$200,000	\$200,000		\$400,000	
	SA					\$2,000,000	\$2,000,000	
CEI	ACNP		\$8,030,981	\$259,920			\$8,290,901	
	DDR		\$1,730,232				\$1,730,232	
	DIH		\$265,111				\$265,111	
	DS		\$1,265,210	\$270,750			\$1,535,960	
ENV	DI		\$100,000				\$100,000	
	DS	\$200,000					\$200,000	
Total For Project 433109.5		\$500,000	\$105,916,015	\$1,005,670	\$3,000,000	\$2,000,000	\$112,421,685	

433109.6 SR-9/I-95 FROM BROWARD/PALM BEACH COUNTY LINE TO NORTH OF LINTON BLVD. PM: Vanita Saini

Work Mix: PRELIM ENG FOR FUTURE CAPACITY Extra Description: CORRIDOR DESIGN CONSULTANT PH3201= DESIGN PH6201= POST DESIGN CONTRACT #2 FOR I-95 PHASE 3 CORRIDOR- 433109 1
Cont. Class: MISC - NO LETTING

Phase	Fund Code	FY 2018	FY 2019	FY 2020	FY 2021	FY 2022	5 Year Total	Unfunded
P.E.	ACNP		\$500,000				\$500,000	
	DDR	\$872,766	\$250,000				\$1,122,766	
	DS	\$197,508					\$197,508	
	SA	\$575,240					\$575,240	
CEI	ACNP	\$500,000	\$1,000,000	\$1,000,000	\$1,000,000		\$3,500,000	
	DIH		\$50,000				\$50,000	
Total For Project 433109.6		\$2,145,514	\$1,800,000	\$1,000,000	\$1,000,000		\$5,945,514	

HIGHWAY SYSTEM: 01 INTRASTATE INTERSTATE

434273.3 SR-9/I-95 FR S OF SR-706 INTERCHANGE TO PALM BEACH/MARTIN CO LINE PM: Bing Wang

Work Mix: SAFETY PROJECT Extra Description: ANTICIPATED SAFETY PROJECT NPV= 40,170,910 INSTALL CONTINUOUS LIGHTING ALONG I-95 FROM NORTH OF SR-706 COUNTY LINE; ALSO, REPLACE THE EXISTING HIGH-MAST LIGHTING WITH CONVENTIONAL LIGHTING(LED LUMINAIRES)AT THE I-95/SR-706 INTERCHANGE.

Cont. Class: TALLAHASSEE LET

Phase	Fund Code	FY 2018	FY 2019	FY 2020	FY 2021	FY 2022	5 Year Total	Unfunded
P.E.	HSP	\$756,934					\$756,934	
Construction	HSP			\$3,760,045			\$3,760,045	
CEI	HSP			\$656,471			\$656,471	
Total For Project 434273.3		\$756,934		\$4,416,516			\$5,173,450	

434722.1 SR-9/I-95 @ SR-806/ATLANTIC AVENUE INTERCHANGE PM: Thuc Le

Work Mix: INTERCHANGE - ADD LANES Extra Description: NEW SIS/NHS CONNECTOR PROJECT. FROM I-95 PALM BEACH COUNTY INTERCHANGE MASTER PLAN #432785-1-22-01. C220=CULTURAL RESOURCES WORK / C210=CONTAMINATION

Cont. Class: TALLAHASSEE LET

Phase	Fund Code	FY 2018	FY 2019	FY 2020	FY 2021	FY 2022	5 Year Total	Unfunded
RW Support	DIH	\$34,000					\$34,000	
	DS	\$200,000					\$200,000	
RW Land	DDR	\$513,323	\$626,469				\$1,139,792	
	DS	\$1,000,000	\$592,097				\$1,592,097	
Construction	ACNP	\$5,820,708					\$5,820,708	
CEI	ACNP	\$633,239					\$633,239	
	DS	\$184,473					\$184,473	
	SA	\$308,100					\$308,100	
Total For Project 434722.1		\$8,693,843	\$1,218,566				\$9,912,409	

HIGHWAY SYSTEM: 01 INTRASTATE INTERSTATE

435384.1 SR-9/I-95 @ LINTON BOULEVARD INTERCHANGE

PM: Maria Formoso

Work Mix:	INTERCHANGE IMPROVEMENT	Extra Description:	ADD EB AUX LANE TO EB LINTON BLVD FROM W OF CONGRESS AVE TO SB ON-RAMP. ADD WB AUX LANE TO WB LINTON BLVD FROM E OF WATERFORD TO NB ON-RAMP. ADD SB RTL AND EB RTL @ CONGRESS AV & LINTON. REALIGN NB & SB RAMP TERMINI INTERSECTIONS. ADD ADDITIONAL RAMP LANE ON I-95 SB ON-RAMP AND NB ON-RAMP. ADD THIRD SB TO EB LTL ON SB OFF-RAMP. LRE TO BE UPDATED DURING THE CYCLE WITH ADDITIONAL COSTS NEXT YEAR.
Cont. Class:	TALLAHASSEE LET		

Phase	Fund Code	FY 2018	FY 2019	FY 2020	FY 2021	FY 2022	5 Year Total	Unfunded
RW Support	DIH	\$61,020					\$61,020	
	DS	\$452,750	\$463,280				\$916,030	
RW Land	DDR			\$1,944,405	\$546,951		\$2,491,356	
	DI	\$514,000					\$514,000	
	DS	\$640,556	\$745,677				\$1,386,233	
	SA	\$16,000					\$16,000	
Construction	ACNP		\$9,676,962				\$9,676,962	
	SA	\$1,000,000					\$1,000,000	
CEI	SA		\$1,796,375				\$1,796,375	
Total For Project 435384.1		\$2,684,326	\$12,682,294	\$1,944,405	\$546,951		\$17,857,976	

435516.1 SR-9/I-95 @ SR-80/SOUTHERN BLVD. INTERCHG. ULTIM. IMPRVMT.

PM: Anson Sonnett

Work Mix:	INTERCHANGE - ADD LANES	Extra Description:	
Cont. Class:	TALLAHASSEE LET		

Phase	Fund Code	FY 2018	FY 2019	FY 2020	FY 2021	FY 2022	5 Year Total	SIS 2ND 5	Unfunded
P.E.	ACNP				\$7,625,000		\$7,625,000		
RW Support	ACNP					\$803,750	\$803,750	\$565,530	
RW Land	ACNP					\$5,024,265	\$5,024,265	\$1,254,777	
Construction	ACNP							\$69,562,909	
	DI							\$14,375,000	
CEI	ACNP							\$10,009,800	
Total For Project 435516.1					\$7,625,000	\$5,828,015	\$13,453,015	\$95,768,016	

HIGHWAY SYSTEM: 01 INTRASTATE INTERSTATE

435803.1 SR-9/I-95 @ NORTHLAKE BOULEVARD INTERCHANGE PM: Scott Thurman

Work Mix: INTERCHANGE - ADD LANES Extra Description: INTERCHANGE IMPROVEMENTS

Cont. Class: TALLAHASSEE LET

Phase	Fund Code	FY 2018	FY 2019	FY 2020	FY 2021	FY 2022	5 Year Total	SIS 2ND 5	Unfunded
P.E.	ACNP	\$5,100,000					\$5,100,000		
RW Support	ACNP			\$3,769,908	\$1,181,784	\$1,178,312	\$6,130,004	\$287,645	
RW Land	ACNP			\$16,445,541	\$28,179,369	\$7,811,492	\$52,436,402	\$2,609,435	
Construction	DI					\$13,716,987	\$13,716,987		
CEI	DI					\$1,242,201	\$1,242,201		
	DIH					\$91,200	\$91,200		
Total For Project 435803.1		\$5,100,000		\$20,215,449	\$29,361,153	\$24,040,192	\$78,716,794	\$2,897,080	

435804.1 SR-9/I-95 @ SR-804/BOYNTON BEACH BLVD INTERCHANGE PM: Thuc Le

Work Mix: INTERCHANGE - ADD LANES Extra Description: 9/25/2015:DESIGN FUNDS WAS MOVED FROM 413256-1-32-01 (DUPLICATE PROJECT).

Cont. Class: TALLAHASSEE LET

Phase	Fund Code	FY 2018	FY 2019	FY 2020	FY 2021	FY 2022	5 Year Total	Unfunded
P.E.	ACNP	\$5,150,000					\$5,150,000	
RW Support	DI			\$5,189,714			\$5,189,714	
	DIH			\$292,632			\$292,632	
RW Land	DI			\$11,645,428			\$11,645,428	
Construction	ACNP							\$39,482,511
CEI	ACNP							\$5,337,901
Total For Project 435804.1		\$5,150,000		\$17,127,774			\$22,277,774	\$44,820,412

436304.1 SR-9/I-95 SOUTHBOUND RAMPS AT GATEWAY BLVD. PM: Thuc Le

Work Mix: RESURFACING Extra Description: RESURFACE AND RESTRIPE SB I-95 ON/OFF RAMPS AND GATEWAY BLVD FROM HIGH RIDGE RD TO I-95 SOUTHBOUND RAMPS

Cont. Class: TALLAHASSEE LET

Phase	Fund Code	FY 2018	FY 2019	FY 2020	FY 2021	FY 2022	5 Year Total	Unfunded
Construction	ACNP		\$63,593	\$278,663			\$342,256	
CEI	ACNP			\$112,649			\$112,649	
	SA			\$108,300			\$108,300	
Total For Project 436304.1			\$63,593	\$499,612			\$563,205	

HIGHWAY SYSTEM: 01 INTRASTATE INTERSTATE

436519.1	SR-9/I-95 FROM S OF 45TH STREET TO N OF 45TH ST		PM: Robert Lopes						
Work Mix:	INTERCHANGE - ADD LANES	Extra Description:	PD&E STUDY TO DOCUMENT THE ENVIRONMENTAL & SOCAL ENVIRONMENT IMPACTS WHICH RESULT IN WIDENING THE I-95 EXIT RAMPS & 45TH STREET FROM VILLAGE BLVD. TO SOUTH PLACE. 22-01 TRAFFIC PROJECTIONS, SURVEYS, EDTM ACTIVITIES 22-02 PRIMARY PD&E CONSULTANT						
Cont. Class:	TALLAHASSEE LET	**SEE WP45 FOR ADDITIONAL PROJECT COMMENTS**							
Phase	Fund Code	FY 2018	FY 2019	FY 2020	FY 2021	FY 2022	5 Year Total	SIS 2ND 5	Unfunded
P.E.	DI				\$5,900,000		\$5,900,000		
	DIH				\$100,000		\$100,000		
RW Support	ACNP					\$2,987,437	\$2,987,437	\$819,724	
RW Land	ACNP					\$11,929,634	\$11,929,634	\$3,779,463	
Construction	ACNP							\$69,629,986	
CEI	ACNP							\$10,802,100	
Total For Project 436519.1					\$6,000,000	\$14,917,071	\$20,917,071	\$85,031,273	

436963.1	SR-9/I-95 @ 6TH AVENUE SOUTH		PM: Fernando Morales						
Work Mix:	INTERCHANGE - ADD LANES	Extra Description:	SOME WORK IS OFF-SHS ON 6TH AVENUE EAST AND WEST OF I-95.						
Cont. Class:	DISTRICT LET								
Phase	Fund Code	FY 2018	FY 2019	FY 2020	FY 2021	FY 2022	5 Year Total	SIS 2ND 5	Unfunded
P.E.	DIH	\$50,000					\$50,000		
	DS	\$750,000					\$750,000		
RW Support	ACNP				\$994,340	\$274,300	\$1,268,640		
	DDR				\$665,105		\$665,105		
RW Land	ACNP				\$3,832,566	\$659,434	\$4,492,000		
Construction	ACNP					\$350,000	\$350,000	\$5,692,500	
CEI	ACNP							\$867,468	
ENV	DS		\$20,000				\$20,000		
Total For Project 436963.1		\$800,000	\$20,000		\$5,492,011	\$1,283,734	\$7,595,745	\$6,559,968	

HIGHWAY SYSTEM: 01 INTRASTATE INTERSTATE

437279.1 SR-9/I-95 FROM SOUTH OF WOOLBRIGHT ROAD TO NORTH OF WOOLBRIGHT ROAD PM: Ronald Kareiva

Work Mix: INTERCHANGE - ADD LANES Extra Description: ADD LANE TO I-95 NB ON RAMP; WIDENING WOOLBRIGHT RD. TO LENGTHEN EB AND WB STORAGE AREAS FOR ACCESS TO NB AND SB I-95 OFF RAMP; WIDEN EB SEACREST BLVD. EAST OF INTERCHANGE TO ACCOMMODATE AN ADDITIONAL LEFT TURN LANES AND TO ADD A DEDICATED RIGHT TURN LANES. 2201=PRE-WORK(DATA COLLECTIONS,ETC) / 2202=PD&E CONSULTANT

Cont. Class: DISTRICT LET

Phase	Fund Code	FY 2018	FY 2019	FY 2020	FY 2021	FY 2022	5 Year Total	SIS 2ND 5	Unfunded
PDE	DDR	\$300,000	\$1,000,000				\$1,300,000		
	DIH	\$20,000	\$20,000				\$40,000		
P.E.	ACNP				\$1,120,000		\$1,120,000		
RW Support	ACNP					\$4,168,421	\$4,168,421	\$1,052,479	
RW Land	ACNP					\$15,529,466	\$15,529,466	\$4,057,248	
Construction	ACNP							\$10,580,222	
CEI	ACNP							\$1,630,082	
Total For Project 437279.1		\$320,000	\$1,020,000		\$1,120,000	\$19,697,887	\$22,157,887	\$17,320,031	

439759.1 SR-9/I-95 @ BELVEDERE RD NB OFF-RAMP PM: John Olson

Work Mix: INTERCHANGE - ADD LANES Extra Description: ADD A SECOND RIGHT NB TO EB TURN LANE ON OFF-RAMP

Cont. Class: TALLAHASSEE LET

Phase	Fund Code	FY 2018	FY 2019	FY 2020	FY 2021	FY 2022	5 Year Total	Unfunded
P.E.	DIH			\$10,000			\$10,000	
	DS			\$199,240			\$199,240	
Construction	DS					\$863,078	\$863,078	
CEI	DIH					\$41,945	\$41,945	
	DS					\$138,418	\$138,418	
Total For Project 439759.1				\$209,240		\$1,043,441	\$1,252,681	

HIGHWAY SYSTEM: 01 INTRASTATE INTERSTATE

439860.1 **SR-9/I-95 NB NOISE WALL EXTENSION TO NORTH AND SOUTH OF DIANE DR** **PM:** July Jimenez

Work Mix: MISCELLANEOUS CONSTRUCTION **Extra Description:** 597 FT TO THE SOUTH AND 518 FT TO THE NORTH OF EXISTING NOISE WALL

Cont. Class: DISTRICT LET

Phase	Fund Code	FY 2018	FY 2019	FY 2020	FY 2021	FY 2022	5 Year Total	Unfunded
P.E.	DDR	\$273,512					\$273,512	
	DIH	\$10,000					\$10,000	
Construction	DDR			\$1,237,626			\$1,237,626	
CEI	DDR			\$223,740			\$223,740	
	DIH			\$59,242			\$59,242	
Total For Project 439860.1		\$283,512		\$1,520,608			\$1,804,120	

439961.1 **I-95/SR-9 OVER DONALD ROSS (BRIDGES: #930382 & #930383)** **PM:** Daniel Gonzalez

Work Mix: BRIDGE - PAINTING **Extra Description:** BRIDGE PAINTING

Cont. Class: DISTRICT LET

Phase	Fund Code	FY 2018	FY 2019	FY 2020	FY 2021	FY 2022	5 Year Total	Unfunded
P.E.	BRRP	\$80,000					\$80,000	
Construction	BRRP			\$1,567,232			\$1,567,232	
CEI	BRRP			\$382,701			\$382,701	
	DIH			\$159,459			\$159,459	
Total For Project 439961.1		\$80,000		\$2,109,392			\$2,189,392	

	FY 2018	FY 2019	FY 2020	FY 2021	FY 2022	5 Year Total	SIS 2ND 5	Unfunded
HIGHWAY SYSTEM: 01 Total	\$53,123,517	\$159,076,313	\$69,927,966	\$61,125,115	\$119,270,208	\$462,523,119	\$360,461,533	\$44,920,412

HIGHWAY SYSTEM: 03 INTRASTATE STATE HIGHWAY

HIGHWAY SYSTEM: 03 INTRASTATE STATE HIGHWAY

229658.4 SR-806/ATLANTIC AVE FROM SR-7/US-441 TO WEST OF LYONS ROAD PM: Thuc Le

Work Mix: ADD LANES & RECONSTRUCT Extra Description: 2016 MPO PRIORITY #11 PD&E UNDER 229658-1; WIDEN 2 TO 4

Cont. Class: TALLAHASSEE LET

Phase	Fund Code	FY 2018	FY 2019	FY 2020	FY 2021	FY 2022	5 Year Total	Unfunded
RW Support	DDR		\$2,266,625				\$2,266,625	
	DIH		\$173,328				\$173,328	
RW Land	DDR		\$45,583	\$2,207,415			\$2,252,998	
	DS		\$8,000,000	\$2,965,045			\$10,965,045	
Construction	DDR				\$12,117,384		\$12,117,384	
CEI	DDR				\$1,449,208		\$1,449,208	
	DIH				\$119,174		\$119,174	
ENV	DS				\$5,000		\$5,000	
Total For Project 229658.4			\$10,485,536	\$5,172,460	\$13,690,766		\$29,348,762	

229664.3 SR-7 FROM 60TH STREET TO NORTH LAKE BLVD. PM: Fausto Gomez City: PALM BEACH GARDENS - WEST PALM BEACH

Work Mix: NEW ROAD CONSTRUCTION Extra Description: 2016 MPO PRIORITY #1 NEW ALIGNMENT, 4 LANE DIVIDED HWY (NORTH PROJECT)

Cont. Class: TALLAHASSEE LET

Phase	Fund Code	FY 2018	FY 2019	FY 2020	FY 2021	FY 2022	5 Year Total	Unfunded
RW Land	DDR			\$43,938			\$43,938	
	SU		\$515,901				\$515,901	
	TRIP				\$371,436		\$371,436	
RW Support	SU	\$44,111					\$44,111	
ENV	DDR			\$1,368,904			\$1,368,904	
	DS			\$631,096			\$631,096	
	SU			\$860,551			\$860,551	
Total For Project 229664.3		\$44,111	\$515,901	\$2,904,489	\$371,436		\$3,835,937	

HIGHWAY SYSTEM: 03 INTRASTATE STATE HIGHWAY

229744.4	SR-5/US-1 FROM 11TH ST TO 27TH ST		PM: July Jimenez						
Work Mix:	LIGHTING	Extra Description:	2016 MPO PRIORITY #14-2-LI DECORATIVE PEDESTRIAN LIGHTING						
Cont. Class:	TALLAHASSEE LET								
	Phase	Fund Code	FY 2018	FY 2019	FY 2020	FY 2021	FY 2022	5 Year Total	Unfunded
P.E.		DDR	\$250,000					\$250,000	
		DIH	\$10,000					\$10,000	
		DS	\$100,000					\$100,000	
Construction		DDR			\$680,328			\$680,328	
CEI		DDR			\$113,683			\$113,683	
		DIH			\$40,819			\$40,819	
Total For Project 229744.4			\$360,000		\$834,830			\$1,194,830	

229833.9	PALM BEACH COUNTY PUSH BUTTON CONTRACT TRAFFIC OPS (ROADWAY)				PM: Jose R. Guerrero				
Work Mix:	MISCELLANEOUS CONSTRUCTION	Extra Description:							
Cont. Class:	MISC - NO LETTING								
	Phase	Fund Code	FY 2018	FY 2019	FY 2020	FY 2021	FY 2022	5 Year Total	Unfunded
	Construction	DDR	\$1,000,000					\$1,000,000	
	CEI	DDR	\$144,250					\$144,250	
		DIH	\$48,084					\$48,084	
Total For Project 229833.9			\$1,192,334					\$1,192,334	

229896.1	SR-710/BELINE HWY FROM WEST OF AUSTRALIAN AVE TO OLD DIXIE HWY				PM: James Hughes	City: RIVIERA BEACH			
Work Mix:	ADD LANES & RECONSTRUCT		Extra Description:	WIDEN & RECONST 2L TO 4L/INCLUDES WORK ON DIXIE 200 METERS S OF NEW CONNECTOR TO 13TH ST./ PD&E UNDER 4118041 COST TO BE DEVELOPED/10MPO PRIORITY#01 PROJECT "C" 1/2 R/W FUNDS IN 2006 & 2007 MOVED TO ATLANTIC,CONGRESS & SPANISH RIVER BRIDGE PROJECTS PER MPO REQUEST 9/02 43-03: HPP UNDER SEQ 03 TO SEPARATE ALL EARMARKS WITH DIFFERENT FA NUMBERS PHASE C201: CONTAMINATION \$113,811 6203=NON-REIMBURSABLE WORK ON 5605 5602=ATT REIMBURSABLE;5603=FPU REIMBURSABLE 5604=REIMB.UTILITY EST. FROM RIVIERA BCH 5606= EXCESS "LF" FUNDS 5605= CHECK REC'D FROM CITY OF RIVIERA BCH 1/14/15 6204= MATERIAL TESTING AND VERIFICATION					
Cont. Class:	TALLAHASSEE LET								
	Phase	Fund Code	FY 2018	FY 2019	FY 2020	FY 2021	FY 2022	5 Year Total	Unfunded
RW Land		ACNP		\$882,022				\$882,022	
		DS		\$371,232	\$1,068,172			\$1,439,404	
		SIWR		\$56,876				\$56,876	
Total For Project 229896.1				\$1,310,130	\$1,068,172			\$2,378,302	

HIGHWAY SYSTEM: 03 INTRASTATE STATE HIGHWAY

229896.3	SR-710/BELINE HWY FROM W. OF AUSTRALIAN AVE TO OLD DIXIE HWY.				PM: James Hughes				
Work Mix:	LANDSCAPING	Extra Description:	2016 MPO PRIORITY #13-3-LI (IRRIGATION AND LANDSCAPE) PD&E, RIGHT-OF-WAY ACQUISITION, ROADWAY DESIGN & ROADWAY CONSTRUCTION DONE UNDER 229896-1. BOLD LANDSCAPE SEPARATED FROM ROADWAY CONSTRUCTION PER FDOT POLICY.						
Cont. Class:	DISTRICT LET								
	Phase	Fund Code	FY 2018	FY 2019	FY 2020	FY 2021	FY 2022	5 Year Total	Unfunded
	Construction	DDR	\$885,334					\$885,334	
	CEI	DDR	\$153,339					\$153,339	
		DIH	\$45,360					\$45,360	
Total For Project 229896.3			\$1,084,033					\$1,084,033	

233166.2	SR-808/GLADES ROAD FROM SR-7 TO SR-5/US-1				PM: Anson Sonnett	City: BOCA RATON			
Work Mix:	INTERSECTION IMPROVEMENT		Extra Description:	2016 MPO PRIORITY #5 TSM PROJECT ADDITIONAL WESTBOUND LANE FROM I-95 TO AIRPORT ROAD DELETED PH5202=CST LIGHTING RETROFIT / PH6203=CEI LIGHTING RETROFIT WHICH INCLUDED 2015 MPO PRIORITY #5 PER MPO REQUEST-5-18-16 B/C RATIO = 40; SHSP = #2 & #3					
Cont. Class:	TALLAHASSEE LET								
	Phase	Fund Code	FY 2018	FY 2019	FY 2020	FY 2021	FY 2022	5 Year Total	Unfunded
	Construction	DDR	\$2,000					\$2,000	
Total For Project 233166.2			\$2,000					\$2,000	

419013.2	SR-80/SOUTHERN BLVD FROM WASHINGTON AVE TO A1A			PM: Vanita Saini					
Work Mix:	LANDSCAPING	Extra Description:	BOLD LANDSCAPING FOR SR-80 PROJECT 419013-1 CITY OF WEST PALM BEACH, TOWN OF WEST PALM BEACH						
Cont. Class:	DISTRICT LET								
	Phase	Fund Code	FY 2018	FY 2019	FY 2020	FY 2021	FY 2022	5 Year Total	Unfunded
P.E.		DDR		\$50,000				\$50,000	
		DIH		\$5,000				\$5,000	
Construction		DDR				\$1,585,427		\$1,585,427	
CEI		DDR				\$241,497		\$241,497	
		DIH				\$68,837		\$68,837	
Total For Project 419013.2				\$55,000		\$1,895,761		\$1,950,761	

HIGHWAY SYSTEM: 03 INTRASTATE STATE HIGHWAY

419251.1	SR-710/BELINE HWY FROM NORTHLAKE BLVD TO SR-708/BLUE HERON BLVD				PM:	Donovan Pessoa		City:	PALM BEACH GARDENS - RIVIERA BEACH - WEST PALM BEACH		
Work Mix:	ADD LANES & RECONSTRUCT		Extra Description:	ADD 2 LANES (2+2) PD& E UNDER 419348-1 3202=GEOTECHNICAL							
Cont. Class:	TALLAHASSEE LET										
	Phase	Fund Code	FY 2018	FY 2019	FY 2020	FY 2021	FY 2022	5 Year Total		Unfunded	
RW Support		DIH	\$18,000	\$13,827				\$31,827			
		DS	\$35,000					\$35,000			
RW Land		DS	\$1,835,243					\$1,835,243			
Construction		ACNP		\$400,000			\$16,419,498	\$16,819,498			
		DI					\$49,643,465	\$49,643,465			
		PKYI					\$13,257,899	\$13,257,899			
CEI		ACNP					\$570,000	\$570,000			
		DI					\$8,835,565	\$8,835,565			
		PKYI					\$1,723,527	\$1,723,527			
ENV		DS	\$40,000					\$40,000			
Total For Project 419251.1			\$1,928,243	\$413,827			\$90,449,954	\$92,792,024			

419345.2	SR-80 FROM W OF LION COUNTRY SAFARI RD TO FOREST HILL/CRESTWOOD BLVD.				PM:	Rita Bulsara	City:	LOXAHATCHEE GROVES - ROYAL PALM BEACH - WELLINGTON		
Work Mix:	ADD LANES & REHABILITATE PVMNT		Extra Description:	2016 MPO PRIORITY #3 C202= ARCHAEOLOGICAL WORK 32-02 SUB-SURFACE GEOTECH EXPLORATION SEE WP-45						
Cont. Class:	TALLAHASSEE LET									
	Phase	Fund Code	FY 2018	FY 2019	FY 2020	FY 2021	FY 2022	5 Year Total	Unfunded	
RW Land		TRIP		\$174,655	\$528,737			\$703,392		
		TRWR		\$341,406	\$1,547,898			\$1,889,304		
Construction		ACNP	\$9,953,438					\$9,953,438		
		ACSA	\$6,054,727					\$6,054,727		
		CM	\$1,674,819					\$1,674,819		
		DDR	\$17,403,446					\$17,403,446		
		DS	\$599,870					\$599,870		
		SA	\$1,346,495					\$1,346,495		
		SU	\$655,042					\$655,042		
		TRIP	\$487,082					\$487,082		
		TRWR	\$348,147					\$348,147		
CEI		DDR	\$4,704,928					\$4,704,928		
		DIH	\$260,406					\$260,406		
Total For Project 419345.2			\$43,488,400	\$516,061	\$2,076,635			\$46,081,096		

HIGHWAY SYSTEM: 03 INTRASTATE STATE HIGHWAY

425960.5 PALM BEACH COUNTY PUSH-BUTTON CONTRACT FOR SIGNALIZATION PM: Jose R. Guerrero

Work Mix: TRAFFIC CONTROL DEVICES/SYSTEM Extra Description: TRAFFIC OPS PUSH-BUTTON CONTRACT

Cont. Class: MISC - NO LETTING

Phase	Fund Code	FY 2018	FY 2019	FY 2020	FY 2021	FY 2022	5 Year Total	Unfunded
Construction	DDR		\$1,000,000				\$1,000,000	
CEI	DDR		\$143,637				\$143,637	
	DIH		\$47,880				\$47,880	
Total For Project 425960.5			\$1,191,517				\$1,191,517	

425960.6 PALM BEACH COUNTY PUSH-BUTTON CONTRACT FOR SIGNALIZATION PM: Jose R. Guerrero

Work Mix: TRAFFIC CONTROL DEVICES/SYSTEM Extra Description: TRAFFIC OPS PUSH-BUTTON CONTRACT

Cont. Class: MISC - NO LETTING

Phase	Fund Code	FY 2018	FY 2019	FY 2020	FY 2021	FY 2022	5 Year Total	Unfunded
Construction	DDR				\$1,000,000		\$1,000,000	
CEI	DDR				\$150,941		\$150,941	
	DIH				\$50,358		\$50,358	
Total For Project 425960.6					\$1,201,299		\$1,201,299	

427802.3 PALM BEACH COUNTY SIGNAL MAINTENANCE & OPERATIONS ON STATE HWY SYSTEM PM: Jacqueline Thomas

Work Mix: TRAFFIC SIGNALS Extra Description: PALM BEACH COUNTY JPA FOR SIGNAL MAINTENANCE AND OPERATIONS ON THE STATE HIGHWAY SYSTEM

Cont. Class: EXTERN MNGD(NOT LAP)

Phase	Fund Code	FY 2018	FY 2019	FY 2020	FY 2021	FY 2022	5 Year Total	Unfunded
Capital Improvement/Operating	DDR	\$1,069,458	\$1,107,966	\$1,147,789	\$1,182,223		\$4,507,436	
	DITS	\$1,284,754	\$1,316,872	\$1,349,794	\$1,383,539		\$5,334,959	
Total For Project 427802.3		\$2,354,212	\$2,424,838	\$2,497,583	\$2,565,762		\$9,842,395	

427802.5 CITY OF BOCA RATON SIGNAL MAINTENANCE & OPS ON STATE HWY SYSTEM PM: Jacqueline Thomas

Work Mix: TRAFFIC SIGNALS Extra Description:

Cont. Class: EXTERN MNGD(NOT LAP)

Phase	Fund Code	FY 2018	FY 2019	FY 2020	FY 2021	FY 2022	5 Year Total	Unfunded
Capital Improvement/Operating	DDR	\$105,526	\$109,260	\$113,119			\$327,905	
	DITS	\$113,449	\$116,285	\$119,192			\$348,926	
Total For Project 427802.5		\$218,975	\$225,545	\$232,311			\$676,831	

HIGHWAY SYSTEM: 03 INTRASTATE STATE HIGHWAY

427802.6 CITY OF BOCA RATON SIGNAL MAINTENANCE & OPS ON STATE HWY SYSTEM PM: Jacqueline Thomas

Work Mix: TRAFFIC SIGNALS Extra Description:

Cont. Class: EXTERN MNGD(NOT LAP)

Phase	Fund Code	FY 2018	FY 2019	FY 2020	FY 2021	FY 2022	5 Year Total	Unfunded
Capital Improvement/Operating	DDR				\$117,108	\$120,621	\$237,729	
	DITS				\$122,172	\$125,226	\$247,398	
Total For Project 427802.6					\$239,280	\$245,847	\$485,127	

428400.2 SR-5/US-1 FEDERAL HIGHWAY FROM CR-A1A TO BEACH ROAD PM: Rita Bulsara

Work Mix: BRIDGE REPLACEMENT Extra Description: 2014 MPO #7-LI JUPITER BRIDGE REPLACEMENT #93005 22-01 SURVEY 22-02 PRIMARY PD&E CONSULTANT

Cont. Class: TALLAHASSEE LET

Phase	Fund Code	FY 2018	FY 2019	FY 2020	FY 2021	FY 2022	5 Year Total	Unfunded
P.E.	ACBR	\$3,500,000					\$3,500,000	
RW Support	BNBR		\$729,000				\$729,000	
	DIH	\$88,000					\$88,000	
	DS	\$320,000					\$320,000	
RW Land	BNBR		\$1,077,737				\$1,077,737	
Construction	BNBR				\$89,785,589		\$89,785,589	
	DDR				\$12,145,426		\$12,145,426	
	DS				\$4,671,778		\$4,671,778	
CEI	BNBR				\$9,558,875		\$9,558,875	
	DDR				\$1,194,023		\$1,194,023	
	DIH				\$487,697		\$487,697	
Total For Project 428400.2		\$3,908,000	\$1,806,737		\$117,843,388		\$123,558,125	

HIGHWAY SYSTEM: 03 INTRASTATE STATE HIGHWAY

428718.1	SR-5/US-1 FROM S OF BEACH ROAD TO JUST N OF COUNTYLINE ROAD			PM:	Robert Lopes		City:	JUPITER - TEQUESTA	
Work Mix:	RESURFACING	Extra Description:	2016 MPO TAP PRIORITY #15-1 TRANSPORTATION ALTERNATIVE (TA) FUNDS ADDED PER MPO REQUEST TO THE FDOT RRR JOB; INCLUDES CONSTRUCTION OF SIDEWALKS, CROSSWALKS, BIKE LANES, AND PEDESTRIAN LIGHTING. LANE ELIMINATION. LFA W/VILLAGE OF TEQUESTA FOR TURN LANES 5202=TRANSPORTATION ALTERNATIVE (TAP) FUNDING 5203= LFA W/VILLAGE OF TEQUESTA ****SEE WP45 FOR ADDITIONAL PROJECT INFORMATION****						
Cont. Class:	TALLAHASSEE LET								
	Phase	Fund Code	FY 2018	FY 2019	FY 2020	FY 2021	FY 2022	5 Year Total	Unfunded
Construction		DDR	\$2,029,746					\$2,029,746	
		LF	\$57,936					\$57,936	
		TALU	\$709,031					\$709,031	
CEI		DIH	\$66,500					\$66,500	
		DS	\$358,147					\$358,147	
Total For Project 428718.1			\$3,221,360					\$3,221,360	

429250.2	PALM BEACH COUNTY PAVEMENT MARKING AND SIGNING				PM: Jose R. Guerrero				
Work Mix:	SIGNING/PAVEMENT MARKINGS		Extra Description:						
Cont. Class:	MISC - NO LETTING								
	Phase	Fund Code	FY 2018	FY 2019	FY 2020	FY 2021	FY 2022	5 Year Total	Unfunded
	Construction	DDR	\$395,000					\$395,000	
	CEI	DDR	\$84,820					\$84,820	
		DIH	\$36,352					\$36,352	
Total For Project 429250.2			\$516,172					\$516,172	

429250.3	PALM BEACH COUNTY PAVEMENT MARKING AND SIGNING				PM: Jose R. Guerrero				
Work Mix:	SIGNING/PAVEMENT MARKINGS		Extra Description:						
Cont. Class:	MISC - NO LETTING								
	Phase	Fund Code	FY 2018	FY 2019	FY 2020	FY 2021	FY 2022	5 Year Total	Unfunded
Construction		DDR			\$395,000			\$395,000	
CEI		DDR			\$84,000			\$84,000	
		DIH			\$36,000			\$36,000	
Total For Project 429250.3					\$515,000			\$515,000	

HIGHWAY SYSTEM: 03 INTRASTATE STATE HIGHWAY

429250.4 PALM BEACH COUNTY PAVEMENT MARKING AND SIGNING

PM: Jose R. Guerrero

Work Mix: SIGNING/PAVEMENT MARKINGS **Extra Description:**

Cont. Class: MISC - NO LETTING

Phase	Fund Code	FY 2018	FY 2019	FY 2020	FY 2021	FY 2022	5 Year Total	Unfunded
Construction	DDR					\$395,000	\$395,000	
CEI	DDR					\$85,000	\$85,000	
	DIH					\$40,000	\$40,000	
Total For Project 429250.4						\$520,000	\$520,000	

430608.2 SR-882/FOREST HILL BOULEVARD AT 16TH PLACE SOUTH

PM: Casey Graham

Work Mix: TRAFFIC SIGNALS **Extra Description:**

Cont. Class: TALLAHASSEE LET

ANTICIPATED NPV = 4,816,233 INSTALL A NEW TRAFFIC SIGNAL; MODIFY THE MEDIAN OPENING ON THE EAST LEG AND EXTEND THE WESTBOUND LEFT TURN LANE; INSTALL "NEXT SIGNAL-16TH PLACE" SIGNS FACING EB & WB TRAFFIC APPROACHING THE INTERSECTION;INSTALL LUMINAIRES ON THE EXISTING FPL POLES ON THE E. & W. LEGS OF THE INTERSECT. SRC APPROVED STUDY; DESIGN HAND-OFF COMPLETE; SHSP EMPHASIS AREA #2 (INTERESTION CRASHES) SHSP EMPHASIS AREA #3 (VULNERABLE ROAD USERS)

Phase	Fund Code	FY 2018	FY 2019	FY 2020	FY 2021	FY 2022	5 Year Total	Unfunded
Construction	ACNP		\$388,100				\$388,100	
	SA	\$40,000					\$40,000	
CEI	HSP		\$79,618				\$79,618	
	SA		\$30,000				\$30,000	
ENV	SA	\$10,000					\$10,000	
Total For Project 430608.2		\$50,000	\$497,718				\$547,718	

431645.1 SR-809/MILITARY TRAIL AT NORTHLAKE BLVD

PM: Anson Sonnett

City: PALM BEACH GARDENS

Work Mix: ADD TURN LANE(S) **Extra Description:**

Cont. Class: EXTERN MNGD(NOT LAP)

INTERSECTION IMPROVEMENTS CIGP/JPA WITH PALM BEACH COUNTY

Phase	Fund Code	FY 2018	FY 2019	FY 2020	FY 2021	FY 2022	5 Year Total	Unfunded
Construction	CIGP	\$116,873					\$116,873	
	LF	\$116,873					\$116,873	
Total For Project 431645.1		\$233,746					\$233,746	

HIGHWAY SYSTEM: 03 INTRASTATE STATE HIGHWAY

432152.1	SR-704/ROYAL PARK BR OVER THE ICWW, REHAB			PM: Daniel Gonzalez	City: PALM BEACH - WEST PALM BEACH					
Work Mix:	BRIDGE - PAINTING		Extra Description:	STRUCTURAL STEEL COATING REMOVAL AND REPLACEMENT BRIDGE #930506, #930507						
Cont. Class:	DISTRICT LET									
	Phase	Fund Code	FY 2018	FY 2019	FY 2020	FY 2021	FY 2022	5 Year Total	Unfunded	
	Construction	BRRP		\$3,629,577				\$3,629,577		
	Incentive	BRRP		\$25,000				\$25,000		
	CEI	BRRP		\$578,424				\$578,424		
		DIH		\$51,573				\$51,573		
Total For Project 432152.1				\$4,284,574				\$4,284,574		

432154.1	SR-800/SPANISH RIVER BLVD. OVER ICWW			PM: Daniel Gonzalez		City: BOCA RATON			
Work Mix:	BRIDGE REHABILITATION		Extra Description:		BRIDGE #930154, #930226 REPLACE SPAN LOCKS, SPALL REPAIR, OVERCOAT STRUCTURAL STEEL, AND APPLY CLASS 5 FINISH TO CONCRETE SURFACES.				
Cont. Class:	DISTRICT LET								
	Phase	Fund Code	FY 2018	FY 2019	FY 2020	FY 2021	FY 2022	5 Year Total	Unfunded
	Construction	BRRP		\$3,497,277				\$3,497,277	
	CEI	BRRP		\$440,793				\$440,793	
		DIH		\$26,400				\$26,400	
Total For Project 432154.1				\$3,964,470				\$3,964,470	

432344.1		SR-804/BOYNTON BEACH FROM W. OF JOG ROAD TO CONGRESS AVENUE				PM: Brent Jude Lee-Shue-Ling			
Work Mix:	RESURFACING	Extra Description:							
Cont. Class:	TALLAHASSEE LET								
	Phase	Fund Code	FY 2018	FY 2019	FY 2020	FY 2021	FY 2022	5 Year Total	Unfunded
Construction		DS		\$1,613,938				\$1,613,938	
		SA		\$4,102,477				\$4,102,477	
CEI		DDR		\$730,392				\$730,392	
		DIH		\$100,000				\$100,000	
Total For Project 432344.1				\$6,546,807				\$6,546,807	

HIGHWAY SYSTEM: 03 INTRASTATE STATE HIGHWAY

432883.3	INDIANTOWN ROAD FROM TURNPIKE INTERSECTION TO SR-5/US-1				PM: Scott Thurman					
Work Mix:	ATMS - ARTERIAL TRAFFIC MGMT		Extra Description:	2016 MPO PRIORITY #14-1-LI PATTERNED PAVEMENT CROSSWALKS AT VARIOUS INTERSECTIONS FROM 67TH RD TO ALT. A1A (FORMERLY 436895-1) ADAPTIVE TRAFFIC CONTROL SYSTEM FROM TURNPIKE TO SR-5/US-1 B/C RATIO = 40 / SHSP = #2 & #3						
Cont. Class:	TALLAHASSEE LET									
	Phase	Fund Code	FY 2018	FY 2019	FY 2020	FY 2021	FY 2022	5 Year Total	Unfunded	
Construction		DDR		\$1,878,539				\$1,878,539		
		DS		\$3,139,865				\$3,139,865		
		HSP		\$488,360				\$488,360		
CEI		DIH		\$10,560				\$10,560		
		DS		\$365,915				\$365,915		
		HSP		\$97,672				\$97,672		
		SA		\$5,218				\$5,218		
Total For Project 432883.3				\$5,986,129				\$5,986,129		

433888.1		SR-A1A/BLUE HERON BRDG 930269 OVER ICWW REPLACE FENDER SYSTEM				PM: Daniel Gonzalez			
Work Mix:	BRIDGE REHABILITATION		Extra Description:						
Cont. Class:	TALLAHASSEE LET								
	Phase	Fund Code	FY 2018	FY 2019	FY 2020	FY 2021	FY 2022	5 Year Total	Unfunded
	Construction	BRRP		\$1,661,748				\$1,661,748	
	CEI	BRRP		\$209,970				\$209,970	
		DIH		\$61,184				\$61,184	
Total For Project 433888.1				\$1,932,902				\$1,932,902	

433896.1	SR-A1A/ OCEAN BLVD/ HAVEN ASHE BRIDGE #930060				PM: Daniel Gonzalez				
Work Mix:	BRIDGE - PAINTING		Extra Description:		STRUCTURAL STEEL COATING REMOVAL AND REPLACEMENT				
Cont. Class:	DISTRICT LET								
	Phase	Fund Code	FY 2018	FY 2019	FY 2020	FY 2021	FY 2022	5 Year Total	Unfunded
Construction		BRRP			\$970,827			\$970,827	
CEI		BRRP			\$165,641			\$165,641	
		DIH			\$5,415			\$5,415	
Total For Project 433896.1					\$1,141,883			\$1,141,883	

HIGHWAY SYSTEM: 03 INTRASTATE STATE HIGHWAY

434427.1	SR-80/US-98 FROM R/R TRACKS TO CR-880			PM: Auraliz Benitez					
Work Mix:	RESURFACING	Extra Description:	2016 MPO PRIORITY #14-6-LI; LIGHTING AT CR-880 32-02 FOR LIGHTING ANALYSIS AT CR-880						
Cont. Class:	TALLAHASSEE LET								
	Phase	Fund Code	FY 2018	FY 2019	FY 2020	FY 2021	FY 2022	5 Year Total	Unfunded
Construction		DDR	\$10,036,562					\$10,036,562	
		DS	\$3,835,228					\$3,835,228	
		SA	\$4,378,475					\$4,378,475	
CEI		ACSA	\$192,766					\$192,766	
		DDR	\$1,778,101					\$1,778,101	
		DIH	\$10,270					\$10,270	
		SA	\$266,041					\$266,041	
Total For Project 434427.1			\$20,497,443					\$20,497,443	

435144.1	SR-708/BUE HERON FR. 200FT W. OF AVENUE "S" TO 200FT E. OF AVENUE "S"				PM: Scott Thurman				
Work Mix:	INTERSECTION IMPROVEMENT		Extra Description:	INTERSECTION IMPROVEMENTS INCLUDING RECONSTRUCTION OF SIDEWALK AND EDGE OF PAVEMENT TO INCREASE CORNER RADII TO ACCOMODATE HEAVY VEHICLE TURNING PATHS & REDUCE PED CONFLICT ON SIDEWALK IN ALL 4 QUADRANTS. INCLUDES RELOCATING SIGNAL CONTROLLER BOX, UPGRADE SIGNAL POLES TO MAST ARMS, INSTALL PED SIGNALS ON ALL 4 CORNERS & RESURFACE ENTIRE INTERSECTION PH3201=PE CONSULTANT / PH3203=PE LIGHTING RETROFIT PH5202=CST LIGHTING RETROFIT / PH6204=CEI LIGHTING RETROFIT B/C RATIO = 40 / SHSP = #2 & #3					
Cont. Class:	TALLAHASSEE LET								
	Phase	Fund Code	FY 2018	FY 2019	FY 2020	FY 2021	FY 2022	5 Year Total	Unfunded
	RW Land	DDR		\$256,750				\$256,750	
	Construction	DDR	\$12,000					\$12,000	
Total For Project 435144.1			\$12,000	\$256,750				\$268,750	

435158.1 SR-80/SOUTHERN BLVD AT SANSBURY WAY/LYONS RD.

PM: Donovan Pessoa

Work Mix: INTERSECTION IMPROVEMENT Extra Description:

Cont. Class: TALLAHASSEE LET

2016 MPO PRIORITY #13-1-LI ADD EASTBOUND RIGHT TURN LANE AND 2ND WESTBOUND LEFT TURN LANE. ADD RECEIVING LANE AND TRAFFIC SEPARATOR TO LYONS RD AT SOUTH APPROACH. WIDEN LOW LEVEL BRIDGE OVER C-51 CANAL. LFA W/PALM BEACH COUNTY C210=CONTAMINATION TESTING C240=WETLANDS; C250=NOISE ANALYSIS 3601=CK #2951111 REC'D FROM PBBOCC @ 58,077.17 ON 05/04/16 5202=PALM BEACH COUNTY **SEE WP45 FOR ADDITIONAL PROJECT COMMENTS**

Phase	Fund Code	FY 2018	FY 2019	FY 2020	FY 2021	FY 2022	5 Year Total	Unfunded
Construction	DDR	\$294,103					\$294,103	
	DS	\$508,720					\$508,720	
	LF	\$1,604,021					\$1,604,021	
	SA	\$1,989,282					\$1,989,282	
	SU	\$649,699					\$649,699	
CEI	SA	\$329,768					\$329,768	
	SU	\$582,108					\$582,108	
Total For Project 435158.1		\$5,957,701					\$5,957,701	

435207.1 PALM BEACH COUNTY RESERVE BOX FOR LOCAL INITIATIVES PROJECTS

PM: Antonette Adams

Work Mix: FUNDING ACTION Extra Description:

Cont. Class: BOX ITEM

Phase	Fund Code	FY 2018	FY 2019	FY 2020	FY 2021	FY 2022	5 Year Total	Unfunded
P.E.	SU			\$450,000	\$775,842		\$1,225,842	
Construction	SU				\$3,000,000	\$16,904,455	\$19,904,455	
Total For Project 435207.1				\$450,000	\$3,775,842	\$16,904,455	\$21,130,297	

436113.1 SR-802/LAKE WORTH RD. FROM SHERWOOD FOREST BLVD. TO SR-809 MILITARY TR

PM: Casey Graham

Work Mix: LIGHTING Extra Description:

Cont. Class: TALLAHASSEE LET

INSTALL INTERSECTION LIGHTING AT SHERWOOD FOREST BLVD; SOUTH 57TH AVE; SOUTHVIEW RD.: HAVERHILL RD.; & MILITARY TR NPV: \$5,518,432 SHSP FOCUS AREA: SFA2, INTERSECTION CRASHES

Phase	Fund Code	FY 2018	FY 2019	FY 2020	FY 2021	FY 2022	5 Year Total	Unfunded
Construction	ACNP		\$234,032				\$234,032	
	DDR		\$30,000				\$30,000	
CEI	HSP		\$131,046				\$131,046	
Total For Project 436113.1			\$395,078				\$395,078	

HIGHWAY SYSTEM: 03 INTRASTATE STATE HIGHWAY

436302.1 SR-80/SOUTHERN BLVD. FROM PIKE ROAD TO E. OF NB TURNPIKE RAMPS PM: Binod Basnet

Work Mix: ADD TURN LANE(S) Extra Description: PROJECT FROM SIS/CONCEPT DEVELOPMENT UNIT: ADD WESTBOUND RIGHT-TURN LANE AT THE INTERSECTION OF SR-80 AT PIKE RD. ADD WESTBOUND RIGHT-TURN AT THE INTERSECTION OF SR-80 AT THE NORTHBOUND TURNPIKE RAMPS.

Cont. Class: TALLAHASSEE LET

Phase	Fund Code	FY 2018	FY 2019	FY 2020	FY 2021	FY 2022	5 Year Total	Unfunded
Construction	DS	\$1,333,135					\$1,333,135	
CEI	DIH	\$102,700					\$102,700	
	DS	\$183,776					\$183,776	
Total For Project 436302.1		\$1,619,611					\$1,619,611	

436307.1 SR-80/SOUTHERN BLVD AT FOREST HILL BLVD PM: Rita Bulsara

Work Mix: ADD TURN LANE(S) Extra Description: FROM 660 FT WEST OF FOREST HILL BLVD. TO 1400 FT EAST OF FOREST HILL BLVD. CONSTRUCT A THIRD LEFT TURN LANE ON SR-80 WB APPROACH;N THE SOUTH LEG OF THE INTERSECTION WIDEN BRIDGE 934213 OVER C-51 CANAL, CHANNELIZE NB RIGHT TURN LANE; ON THE EAST LEG OF THE INTERSECTION CONSTRUCT AN ACCELERATION LANE AND MERGE LANE ADJACENT TO SR-80 EB LANES PH3202=GEO-TECH

Cont. Class: TALLAHASSEE LET

Phase	Fund Code	FY 2018	FY 2019	FY 2020	FY 2021	FY 2022	5 Year Total	Unfunded
Construction	ACNP	\$222,000	\$3,928,972				\$4,150,972	
CEI	ACNP		\$671,029				\$671,029	
Total For Project 436307.1		\$222,000	\$4,600,001				\$4,822,001	

436340.1 PALM BEACH COUNTY PUSH BUTTON CONTRACT TRAFFIC OPS (ROADWAY) PM: Jose R. Guerrero

Work Mix: MISCELLANEOUS CONSTRUCTION Extra Description:

Cont. Class: MISC - NO LETTING

Phase	Fund Code	FY 2018	FY 2019	FY 2020	FY 2021	FY 2022	5 Year Total	Unfunded
Construction	DDR			\$1,000,000			\$1,000,000	
CEI	DDR			\$150,000			\$150,000	
	DIH			\$92,777			\$92,777	
Total For Project 436340.1				\$1,242,777			\$1,242,777	

HIGHWAY SYSTEM: 03 INTRASTATE STATE HIGHWAY

436340.2		PALM BEACH COUNTY PUSH BUTTON CONTRACT TRAFFIC OPS (ROADWAY)				PM: Jose R. Guerrero				
Work Mix:	MISCELLANEOUS CONSTRUCTION		Extra Description:							
Cont. Class:	MISC - NO LETTING									
	Phase	Fund Code	FY 2018	FY 2019	FY 2020	FY 2021	FY 2022	5 Year Total	Unfunded	
	Construction	DDR					\$1,000,000	\$1,000,000		
	CEI	DDR					\$150,000	\$150,000		
		DIH					\$10,000	\$10,000		
Total For Project 436340.2							\$1,160,000	\$1,160,000		

436996.1	SR-804/BOYNTON BEACH BOULEVARD FROM THE SB FTE EXIT TO THE NB FTE EXIT				PM: Rita Bulsara				
Work Mix:	ADD LEFT TURN LANE(S)	Extra Description:	ADD SECOND LEFT TURN LANE ON SR-804; LENGTHEN EXISTING WEST BOUND RIGHT TURN LANE; MILL AND RESURFACE 52: LFA WITH PALM BEACH COUNTY PROJECT TO BE LET WITH 439844.1						
Cont. Class:	DISTRICT LET								
	Phase	Fund Code	FY 2018	FY 2019	FY 2020	FY 2021	FY 2022	5 Year Total	Unfunded
P.E.		DDR	\$300,000					\$300,000	
		DIH	\$10,000					\$10,000	
Construction		CIGP			\$855,516			\$855,516	
		LF			\$855,516			\$855,516	
CEI		CIGP			\$102,663			\$102,663	
		DDR			\$10,830			\$10,830	
		DIH			\$21,660			\$21,660	
		LF			\$102,663			\$102,663	
Total For Project 436996.1			\$310,000		\$1,948,848			\$2,258,848	

437165.1	SR-804/BOYNTON BEACH BLVD AT WINCHESTER PARK BLVD				PM: Brent Jude Lee-Shue-Ling				
Work Mix:	TRAFFIC SIGNAL UPDATE		Extra Description:		REPLACE SIGNAL AT INTERSECTION WITH MAST ARMS 32.01 UTILITY COORDINATION 56.01 FPL TRANSMISSION UTILITY RELOCATION 56.02 FPL DISTRIBUTION UTILITY RELOCATION 56.03 FPL DISTRIBUTION FOR STREET LIGHTS 56.04 AT&T UTILITY RELOCATION CONSTRUCTION VIA TRAFFIC OPS PUSH BUTTON				
Cont. Class:	DISTRICT LET								
	Phase	Fund Code	FY 2018	FY 2019	FY 2020	FY 2021	FY 2022	5 Year Total	Unfunded
	RW Land	DDR		\$18,001				\$18,001	
Total For Project 437165.1				\$18,001				\$18,001	

HIGHWAY SYSTEM: 03 INTRASTATE STATE HIGHWAY

437834.1 US-1 FROM NORTH OF GEORGE BUSH BLVD.TO MURANO BAY DRIVE PM: Casey Graham

Work Mix: RESURFACING Extra Description:

Cont. Class: TALLAHASSEE LET

Phase	Fund Code	FY 2018	FY 2019	FY 2020	FY 2021	FY 2022	5 Year Total	Unfunded
Construction	DDR		\$5,070,682				\$5,070,682	
	DS		\$1,051,097				\$1,051,097	
CEI	DDR		\$787,873				\$787,873	
	DIH		\$95,041				\$95,041	
ENV	DS	\$10,000					\$10,000	
Total For Project 437834.1		\$10,000	\$7,004,693				\$7,014,693	

437835.1 SR-5/US-1/DIXIE HWY FROM NORTH OF HYPOLUXO ROAD TO WATERWAY DRIVE PM: Carl H Dorvil

Work Mix: RESURFACING Extra Description:

Cont. Class: TALLAHASSEE LET

Phase	Fund Code	FY 2018	FY 2019	FY 2020	FY 2021	FY 2022	5 Year Total	Unfunded
Construction	SA		\$2,397,127				\$2,397,127	
CEI	DDR		\$332,641				\$332,641	
	DIH		\$75,000				\$75,000	
Total For Project 437835.1			\$2,804,768				\$2,804,768	

437836.1 SR-7/441 SOUTH OF SR-806/ATLANTIC AVE. TO SR-804/BOYNTON BEACH BLVD PM: Brent Jude Lee-Shue-Ling

Work Mix: RESURFACING Extra Description: PH5202,6203=RETRO FIT LIGHTING LIGHTING RETROFIT: B/C RATIO = 40 / SHSP = #2 & #3 3202=UTILITY COORD./ 3203=RETROFIT LIGHTING / 3204=GEO-TECH

Cont. Class: TALLAHASSEE LET

Phase	Fund Code	FY 2018	FY 2019	FY 2020	FY 2021	FY 2022	5 Year Total	Unfunded
P.E.	DS	\$8,408					\$8,408	
Construction	DDR		\$3,124,519				\$3,124,519	
	DS		\$4,917,122				\$4,917,122	
	HSP		\$44,396				\$44,396	
CEI	DDR		\$1,031,355				\$1,031,355	
	DIH		\$52,801				\$52,801	
	HSP		\$8,879				\$8,879	
Total For Project 437836.1		\$8,408	\$9,179,072				\$9,187,480	

HIGHWAY SYSTEM: 03 INTRASTATE STATE HIGHWAY

437837.1 SR-710 HWY FROM S. OF PRATT WHITNEY RD TO S. OF PARK OF COMMERCE BLVD PM: Anson Sonnett

Work Mix: RESURFACING Extra Description:

Cont. Class: TALLAHASSEE LET

Phase	Fund Code	FY 2018	FY 2019	FY 2020	FY 2021	FY 2022	5 Year Total	Unfunded
Construction	SA		\$1,452,087				\$1,452,087	
CEI	DDR		\$200,651				\$200,651	
	DIH		\$105,601				\$105,601	
ENV	SA	\$15,000					\$15,000	
Total For Project 437837.1		\$15,000	\$1,758,339				\$1,773,339	

437868.1 SR-80/SOUTHERN BLVD. RAMPS AND SR-7/US-441 PM: Ronald Kareiva

Work Mix: ADD TURN LANE(S) Extra Description: FROM SR-7 SOUTH OF C-51 CANAL TO NORTH OF SR-80 WB RAMPS INTERSECTION IMPROVEMENTS, WIDEN SR-80 EB/WB RAMPS TO ACCOMODATE ADDITIONAL RIGHT & LEFT TURN LANES. WIDEN NB SR-7 AND SB SR-7 TO ACCOMODATE ADDITIONAL TURN LANES. WIDENING OF BRIDGES OVER C-51 CANAL REQUIRED

Cont. Class: TALLAHASSEE LET

Phase	Fund Code	FY 2018	FY 2019	FY 2020	FY 2021	FY 2022	5 Year Total	SIS 2ND 5	Unfunded
P.E.	ACNP				\$479,063		\$479,063		
	DIH				\$10,000		\$10,000		
RW Support	DDR					\$420,750	\$420,750		
	DIH					\$72,000	\$72,000		
RW Land	DDR					\$1,902,338	\$1,902,338		
Construction	ACNP							\$4,453,863	
CEI	ACNP							\$727,432	
ENV	ACNP					\$100,000	\$100,000		
Total For Project 437868.1					\$489,063	\$2,495,088	\$2,984,151	\$5,181,295	

HIGHWAY SYSTEM: 03 INTRASTATE STATE HIGHWAY

437878.1	SR-809/MILITARY TRAIL AT FOREST HILL BLVD			PM: Betsy Jeffers					
Work Mix:	INTERSECTION IMPROVEMENT		Extra Description:	CIGP PROJECT. WIDEN TO PROVIDE SB RIGHT LANE AND ADDITIONAL SB LEFT TURN LANE ON MILITARY TRAIL AND EB AND WB RIGHT TURN LANES ON FOREST HILL BLVD / LFA W/PALM BEACH COUNTY PH5202=LF CONTRIBUTION FROM PALM BEACH COUNTY 50/50 MATCH 32.03 GEOTECHNICAL SERVICES					
Cont. Class:	DISTRICT LET								
	Phase	Fund Code	FY 2018	FY 2019	FY 2020	FY 2021	FY 2022	5 Year Total	Unfunded
RW Support		CIGP		\$1,213,494				\$1,213,494	
		DIH		\$234,000				\$234,000	
		LF		\$1,213,494				\$1,213,494	
RW Land		CIGP		\$1,638,987	\$739,005			\$2,377,992	
		LF		\$1,638,987	\$739,005			\$2,377,992	
Construction		CIGP			\$100,000	\$1,122,733		\$1,222,733	
		LF				\$1,322,733		\$1,322,733	
CEI		CIGP				\$355,200		\$355,200	
		DIH				\$22,200		\$22,200	
		LF				\$355,200		\$355,200	
Total For Project 437878.1				\$5,938,962	\$1,578,010	\$3,178,066		\$10,695,038	

438386.1	SR-5/US-1 FROM CAMINO REAL RD TO SR-716/INDIANTOWN RD			PM: Lisa Maack					
Work Mix:	PTO STUDIES		Extra Description:	2016 MPO PRIORITY #12 MULTI MODAL CORRIDOR STUDY MPO HANDLING DATA COLLECTION/PLANNING STUDY UNDER UPWP FDOT TO MANAGE DESIGN DESIGN LIAISON IS JEFFERS WHO WILL ALSO MANAGE THE DESIGN					
Cont. Class:	MISC - NO LETTING								
	Phase	Fund Code	FY 2018	FY 2019	FY 2020	FY 2021	FY 2022	5 Year Total	Unfunded
	PDE	DIH	\$10,000					\$10,000	
	P.E.	DDR				\$1,500,000		\$1,500,000	
		DIH			\$5,000	\$10,000		\$15,000	
		SU			\$365,493			\$365,493	
		TRIP			\$134,506			\$134,506	
	Construction	DDR							\$5,000,000
	CEI	DDR							
		DIH							\$1,256,500
Total For Project 438386.1			\$10,000		\$504,999	\$1,510,000		\$2,024,999	\$6,256,500

HIGHWAY SYSTEM: 03 INTRASTATE STATE HIGHWAY

438865.1 PALM BEACH COUNTY SIGNAL MAINTENANCE & OPERATIONS ON STATE HWY SYSTEM PM: Jacqueline Thomas

Work Mix: TRAFFIC SIGNALS Extra Description: PALM BEACH COUNTY JPA FOR SIGNAL MAINTENANCE AND OPERATIONS ON THE STATE HIGHWAY SYSTEM

Cont. Class: EXTERN MNGD(NOT LAP)

Phase	Fund Code	FY 2018	FY 2019	FY 2020	FY 2021	FY 2022	5 Year Total	Unfunded
Capital Improvement/Operating	DDR					\$1,217,690	\$1,217,690	
	DITS					\$1,418,128	\$1,418,128	
Total For Project 438865.1						\$2,635,818	\$2,635,818	

439404.1 SR-5/US-1/BROADWAY AVE FROM 25TH ST TO 42ND ST PM: Rita Bulsara

Work Mix: PRELIMINARY ENGINEERING Extra Description: EDTF, 2017 GAA APPROPRIATION #1906 LANE REDUCTIONS & ON-STREET PARKING BROADWAY CORRIDOR REVITALIZATION LANE ELIMINATION ANALYSIS CURRENTLY UNDERWAY LFA WITH CITY OF WEST PALM BEACH 32-02: SUNTRAIL

Cont. Class: MISC - NO LETTING

Phase	Fund Code	FY 2018	FY 2019	FY 2020	FY 2021	FY 2022	5 Year Total	Unfunded
P.E.	DIH	\$10,000					\$10,000	
	LF	\$800,000					\$800,000	
	SED	\$450,000					\$450,000	
ENV	LF	\$20,000					\$20,000	
Total For Project 439404.1		\$1,280,000					\$1,280,000	

439755.1 SR-9/ I-95 SOUTHBOUND RAMPS AT OKEECHOBEE BOULEVARD PM: John Olson

Work Mix: ADD RIGHT TURN LANE(S) Extra Description: OKEECHOBEE BLVD EB AT I-95 SB ON-RAMP SHORT TERM IMPROVEMENT A) ADD A RIGHT TURN LANE ON EB OKEECHOBEE BLVD. BEGINNING APPROXIMATELY 230 FEET WET OF THE STOP BAR. B)ADD A 2 FT BUFFER W/DELINEATORS SEPERATING THE RIGHT TURN LANE FROM THE BIKE LANE C)REALIGN THE EXISTING BIKE LANE CONFIGURATION THIS PROJECT WAS APPROVED ON 7/07/16 AT THE D4-NEW PROJECT MEETING.

Cont. Class: DISTRICT LET

Phase	Fund Code	FY 2018	FY 2019	FY 2020	FY 2021	FY 2022	5 Year Total	Unfunded
P.E.	ACNP			\$132,187			\$132,187	
Construction	ACNP					\$724,966	\$724,966	
CEI	ACNP					\$155,868	\$155,868	
Total For Project 439755.1				\$132,187		\$880,834	\$1,013,021	

HIGHWAY SYSTEM: 03 INTRASTATE STATE HIGHWAY

439758.1 SR-9/I-95 NORTHBOUND OFF-RAMP AT INDIANTOWN ROAD PM: John Olson

Work Mix: INTERCHANGE - ADD LANES

Extra Description: THIS PROJECT WAS APPROVED ON 7/7/16 AT THE D4-NEW PROJECTS MEETING INDIANTOWN RD AT I-95 NB OFF-RAMP SHORT TERM IMPROVEMENTS: A)RECONSTRUCT AND SIGNALIZE THE I-95 NB OFF RAMP B)LENGHTEN EB INDIANTOWN RD. LEFT TURN STORAGE LANE TO I-95 NB ON RAMP TO 600FT. C)ADD AUXILIARY LANE ON INDIANTOWN RD. FROM THE I-95 NB EXIT RAMP TO ISLAND WAY. D)RESTRIP EXISTING RIGHT TURN LANE TO A SHARED/THROUGH RIGHT TURN LANE FROM CONTINUATION OF EXTRA DESC: ISLAND WAY TO CENTRAL BLVD.

Cont. Class: DISTRICT LET

Phase	Fund Code	FY 2018	FY 2019	FY 2020	FY 2021	FY 2022	5 Year Total	Unfunded
P.E.	DIH			\$5,000			\$5,000	
	DS			\$500,000			\$500,000	
Construction	DS				\$199,000	\$3,157,074	\$3,356,074	
CEI	DIH					\$146,216	\$146,216	
	DS					\$490,256	\$490,256	
Total For Project 439758.1				\$505,000	\$199,000	\$3,793,546	\$4,497,546	

439841.1 SR-5/US-1 FROM S. OF EVE STREET TO S. OF HARBORSIDE DRIVE PM: John Olson

Work Mix: RESURFACING

Extra Description:

Cont. Class: DISTRICT LET

Phase	Fund Code	FY 2018	FY 2019	FY 2020	FY 2021	FY 2022	5 Year Total	Unfunded
P.E.	DDR	\$250,000					\$250,000	
	DIH	\$25,000					\$25,000	
Construction	DDR			\$1,052,338			\$1,052,338	
CEI	DDR			\$184,925			\$184,925	
	DIH			\$63,140			\$63,140	
Total For Project 439841.1		\$275,000		\$1,300,403			\$1,575,403	

HIGHWAY SYSTEM: 03 INTRASTATE STATE HIGHWAY

439842.1	SR-25/US-27 FROM THE BROWARD/PALM BEACH COUNTYLINE TO MP 12.599			PM: Casey Graham					
Work Mix:	RESURFACING	Extra Description:	5201=RESURFACING 5202=SAFETY 5203=WIDEN INSIDE AND OUTSIDE SHOULDER; REPLACE/RE-INSTALL EXISTING GUARDRAIL SEE ADDITIONAL COMMENTS ON WP45 PH5202= SAFETY COMPONENTS (SIGNING/PAVEMENT MARKINGS); INSTALL RUMBLE STRIPING ALONG BOTH EDGE LINES(LEFT AND RIGHT EDGE LINES) FROM MP 0.000 TO 12.000(NEW 3R PROJECT LIMITS); OVERALL SR-25/US-27:B/C RATIO=8.6/ NPV = 30,225,693/ SHSP = LANE DEPARTURE CRASHES (4) AND DISTRACTED DRIVING(7)						
Cont. Class:	DISTRICT LET								
	Phase	Fund Code	FY 2018	FY 2019	FY 2020	FY 2021	FY 2022	5 Year Total	Unfunded
P.E.		DDR	\$1,308,000					\$1,308,000	
		DIH	\$5,000					\$5,000	
		HSP	\$89,485					\$89,485	
Construction		ACNP			\$339,192			\$339,192	
		DDR			\$14,071,803			\$14,071,803	
		DS			\$1,213,233			\$1,213,233	
		NHRE			\$2,678,330			\$2,678,330	
		SA			\$4,388,425			\$4,388,425	
CEI		ACNP			\$93,682			\$93,682	
		DDR			\$2,555,029			\$2,555,029	
		DIH			\$10,830			\$10,830	
		DS			\$1,097,819			\$1,097,819	
Total For Project 439842.1			\$1,402,485		\$26,448,343			\$27,850,828	

439843.1	SR-15 FROM S. OF MORGAN ROAD TO S. OF SHIRLEY DRIVE			PM: Ronald Wallace					
Work Mix:	RESURFACING	Extra Description:							
Cont. Class:	DISTRICT LET								
	Phase	Fund Code	FY 2018	FY 2019	FY 2020	FY 2021	FY 2022	5 Year Total	Unfunded
P.E.		DDR	\$440,000					\$440,000	
		DIH	\$5,000					\$5,000	
Construction		DDR			\$2,283,943			\$2,283,943	
CEI		DDR			\$528,657			\$528,657	
		DIH			\$10,830			\$10,830	
Total For Project 439843.1			\$445,000		\$2,823,430			\$3,268,430	

HIGHWAY SYSTEM: 03 INTRASTATE STATE HIGHWAY

439844.1SR-804/BOYNTON BEACH BLVD. FROM LYONS ROAD TO E. OF FLORIDA TURNPIKEPM: Rita Bulsara

Work Mix:RESURFACINGExtra Description:PROJECT TO BE LET WITH 436996.1

Cont. Class:DISTRICT LET

Phase	Fund Code	FY 2018	FY 2019	FY 2020	FY 2021	FY 2022	5 Year Total	Unfunded
P.E.	DDR	\$390,000					\$390,000	
	DIH	\$5,000					\$5,000	
Construction	DDR			\$2,023,911			\$2,023,911	
CEI	DDR			\$468,168			\$468,168	
	DIH			\$10,830			\$10,830	
Total For Project 439844.1		\$395,000		\$2,502,909			\$2,897,909	

439929.1SR-25/US-27 FROM MP 12.000 TO SOUTH OF SOUTH BAYPM: John Olson

Work Mix:SIGNING/PAVEMENT MARKINGSExtra Description:ANTICIPATED NPV OF THE OVERALL US 27=\$30,225,693; B/C=8.6; INSTALL RUMBLE STRIPING ALONG BOTH EDGE LINES(LEFT AND RIGHT EDGE LINES) FROM MP 12.000 TO 25.854; INSTALL INTERNALLY- ILLUMINATED RETRO-REFLECTIVE PAVEMENT MARKERS ALONG US 27 BETWEEN MP 15.665 TO 25.854 IN THE NB AND SB DIRECTIONS. SHSP EMPHASIS AREA(S)- LANE DEPARTURE CRASHES PROJECT G/W 440150-1; 440108-1; 439930-1; 440158-1

Cont. Class:TALLAHASSEE LET

Phase	Fund Code	FY 2018	FY 2019	FY 2020	FY 2021	FY 2022	5 Year Total	Unfunded
P.E.	DDR		\$250,000				\$250,000	
	DIH		\$10,000				\$10,000	
Construction	HSP				\$686,970		\$686,970	
CEI	DDR				\$16,650		\$16,650	
	HSP				\$137,394		\$137,394	
Total For Project 439929.1			\$260,000		\$841,014		\$1,101,014	

439930.1SR-25/US-27 AT CR-827 & OKEELANTA RD INTERSECTIONSPM: John Olson

Work Mix:ADD SPECIAL USE LANEExtra Description:ANTICIPATED NPV OF THE OVERALL US-27=\$30,225,693; B/C=8.6; PROVIDE MEDIAN ACCELERATION LANE IN THE NB DIRECTION AT OKEELANTA RD (MP 20.355);INSTALL FLASHING BEACONS ON EXISTING INTERSECTION WARNING SIGNS (MP 20.355);PROVIDE OUTSIDE AND MEDIAN ACCELERATION LANES IN THE NB DIRECTION AT CR-827 (MP22.318) AND OUTSIDE & MEDIAN ACCELATION LANES IN THE SB DIRECTION AT CR-827 (MP 22.318); SHSP EMPHASIS AREA(S)- AGRESSIVE DRIVING (1) PROJECT G/W 440150-1; 440108-1; 439929-1; 440158-1

Cont. Class:TALLAHASSEE LET

Phase	Fund Code	FY 2018	FY 2019	FY 2020	FY 2021	FY 2022	5 Year Total	Unfunded
P.E.	ACNP		\$412,424				\$412,424	
Construction	ACNP				\$1,581,468		\$1,581,468	
CEI	ACNP				\$259,415		\$259,415	
Total For Project 439930.1			\$412,424		\$1,840,883		\$2,253,307	

HIGHWAY SYSTEM: 03 INTRASTATE STATE HIGHWAY

440009.1 SR-A1A @ SLOANS CURVE PM: Casey Graham

Work Mix: MISCELLANEOUS CONSTRUCTION Extra Description: REVETMENT/DRAINAGE IMPROVEMENT

Cont. Class: DISTRICT LET

Phase	Fund Code	FY 2018	FY 2019	FY 2020	FY 2021	FY 2022	5 Year Total	Unfunded
P.E.	DDR	\$99,801					\$99,801	
	DIH	\$5,000					\$5,000	
Construction	DDR			\$963,632			\$963,632	
CEI	DDR			\$158,448			\$158,448	
	DIH			\$56,881			\$56,881	
Total For Project 440009.1		\$104,801		\$1,178,961			\$1,283,762	

440042.1 SR-5/US-1/DIXIE HWY FROM ALBEMARIE RD TO OKEECHOBEE BLVD PM: John Olson

Work Mix: BIKE LANE/SIDEWALK Extra Description: 2016 MPO PRIORITY #16-2-LI FDOT TO ADMINISTER THE PROJECT ON BEHALF OF WEST PALM BEACH PROJECTS INCLUDES: LANE ELIMINATION FROM 4-LANE UNDIVIDED TO 2-LANE DIVIDED, RAISED MEDIANS, AND CENTER TWO-WAY LEFT-TURN LANE.

Cont. Class: TALLAHASSEE LET

Phase	Fund Code	FY 2018	FY 2019	FY 2020	FY 2021	FY 2022	5 Year Total	Unfunded
P.E.	DIH		\$5,000				\$5,000	
	DS		\$370,000				\$370,000	
	SU		\$383,824				\$383,824	
Construction	DDR				\$4,490,871		\$4,490,871	
CEI	DDR				\$722,352		\$722,352	
	DIH				\$97,817		\$97,817	
ENV	DS			\$309,000			\$309,000	
Total For Project 440042.1			\$758,824	\$309,000	\$5,311,040		\$6,378,864	

HIGHWAY SYSTEM: 03 INTRASTATE STATE HIGHWAY

440078.1SR-809/MILITARY TRAIL FROM SOUTHERN BLVD. TO CUMBERLAND DRIVEPM: Kenzot Jasmin

Work Mix: LIGHTINGExtra Description: INTERSECTION LIGHTING IMPROVEMENTS ALONG MILITARY TRAIL IN CITY OF WEST PALM BEACH B/C RATIO = 40 / SHSP = #2 & #3

Cont. Class: TALLAHASSEE LET

Phase	Fund Code	FY 2018	FY 2019	FY 2020	FY 2021	FY 2022	5 Year Total	Unfunded
P.E.	HSP	\$180,000					\$180,000	
	SA	\$5,000					\$5,000	
Construction	DDR		\$69,702				\$69,702	
	HSP		\$475,200				\$475,200	
CEI	HSP		\$95,040				\$95,040	
	SA		\$24,805				\$24,805	
Total For Project 440078.1		\$185,000	\$664,747				\$849,747	

440079.1SR-708/BLUE HERON FROM MILITARY TRAIL TO CONGRESS AVENUEPM: Binod Basnet

Work Mix: LIGHTINGExtra Description: INTERSECTION LIGHTING IMPROVEMENTS ALONG BLUE HERON BLVD IN CITY OF RIVIERA BEACH B/C RATIO = 40 / SHSP = #2 & #3

Cont. Class: TALLAHASSEE LET

Phase	Fund Code	FY 2018	FY 2019	FY 2020	FY 2021	FY 2022	5 Year Total	Unfunded
P.E.	HSP	\$30,000					\$30,000	
	SA	\$5,000					\$5,000	
Construction	DDR	\$18,070					\$18,070	
	HSP	\$154,050					\$154,050	
CEI	HSP	\$30,810					\$30,810	
	SA	\$27,729					\$27,729	
Total For Project 440079.1		\$265,659					\$265,659	

440080.1SR-809/MILITARY TRAIL SHILOH DRIVE TO BURNS ROADPM: Binod Basnet

Work Mix: LIGHTINGExtra Description: INTERSECTION LIGHTING IMPROVEMENT ALONG MILITARY TRAIL IN CITY OF WEST PALM BEACH / B/C RATIO = 40 / SHSP = #2 & #3

Cont. Class: TALLAHASSEE LET

Phase	Fund Code	FY 2018	FY 2019	FY 2020	FY 2021	FY 2022	5 Year Total	Unfunded
P.E.	HSP	\$110,000					\$110,000	
	SA	\$5,000					\$5,000	
Construction	DDR	\$66,257					\$66,257	
	HSP	\$564,850					\$564,850	
CEI	HSP	\$172,597					\$172,597	
Total For Project 440080.1		\$918,704		56			\$918,704	

HIGHWAY SYSTEM: 03 INTRASTATE STATE HIGHWAY

440108.1 SR-25/US-27 FROM MILEPOST 16.000 TO MILEPOST 20.150

PM: John Olson

Work Mix: MISCELLANEOUS CONSTRUCTION Extra Description:

Cont. Class: TALLAHASSEE LET

WIDEN OUTSIDE SHOULDERS TO 10 FOOT PAVED(AND 2 FOOT UNPAVED) IN THE SOUTHBOUND DIRECTION FROM MP 16.000 TO 20.150;WIDEN INSIDE SHOULDERS TO 10 FOOT PAVED IN BOTH DIRECTIONS FROM MP 16.000 TO 20.150;REPLACE AND/OR REINSTALL EXISTING GUARD- RAIL (ADD RUB RAIL, INCREASE HEIGHT,ADJUST SLOPE AND LATERAL PLACEMENT) IN THE NB DIRECTION BETWEEN MP 16.000 TO 20.150. SHSP EMPHASIS AREA(S)- LANE DEPARTURE CRASHES PROJECT G/W 440150-1; 439929-1; 439930-1; 440158-1

Phase	Fund Code	FY 2018	FY 2019	FY 2020	FY 2021	FY 2022	5 Year Total	Unfunded
P.E.	DDR		\$749,963				\$749,963	
	DIH		\$15,000				\$15,000	
Construction	DDR				\$5,605,227		\$5,605,227	
CEI	DDR				\$832,462		\$832,462	
	DIH				\$112,104		\$112,104	
Total For Project 440108.1			\$764,963		\$6,549,793		\$7,314,756	

440150.1 SR-25/US-27 FROM MP 12.900 TO 16.000

PM: John Olson

Work Mix: MISCELLANEOUS CONSTRUCTION Extra Description:

Cont. Class: TALLAHASSEE LET

WIDEN OUTSIDE SHOULDER TO 10FOOT PAVED(AND 2FOOT UNPAVED) IN THE SB DIRECTION FROM MP 12.900 TO 16.000; WIDEN INSIDE SHOULDERS TO 10FOOT PAVED IN BOTH DIRECTIONS FROM MP 12.900 TO 16.000; REPLACED AND/OR REINSTALL EXISTING GUARDRAIL (ADD RUB RAIL,INCREASE HEIGHT,ADJUST SLOPE AND LATERAL PLACEMENT) IN THE NB DIRECTION BETWEEN MP 12.900 TO 16.000; SHSP=4 PROJECT G/W 440158.1,440108.1,439929.1,439930.1

Phase	Fund Code	FY 2018	FY 2019	FY 2020	FY 2021	FY 2022	5 Year Total	Unfunded
P.E.	DDR		\$614,640				\$614,640	
	DIH		\$10,000				\$10,000	
Construction	DDR				\$4,603,834		\$4,603,834	
CEI	DDR				\$828,717		\$828,717	
	DIH				\$92,077		\$92,077	
Total For Project 440150.1			\$624,640		\$5,524,628		\$6,149,268	

HIGHWAY SYSTEM: 03 INTRASTATE STATE HIGHWAY

440158.1 SR-25/US-27 FROM 5.5 MILES SOUTH OF SOUTH BAY TO MP 25.661 PM: John Olson

Work Mix: MISCELLANEOUS CONSTRUCTION

Extra Description: SHSP EMPHASIS AREA(S)- LANE DEPARTURE CRASHES WIDEN OUTSIDE SHOULDERS TO 10 FOOT PAVED(AND 2FOOT UNPAVED) IN THE SOUTHBOUND DIRECTION FROM MP 20.150 TO 25.661; WIDEN OUTSIDE SHOULDERS TO 10FOOT PAVED(AND 2 FOOT UNPAVED) IN THE NORTHBOUND DIRECTION FROM MP 24.455 TO 25.515; WIDEN INSIDE SHOULDERS TO 10 FOOT PAVED IN BOTH DIRECTIONS FROM MP 20.150 ...TO 24.600; REPLACE AND/OR REINSTALL EXISTING GUARDRAIL (AND RUB RAIL, INCREASE HEIGHT, ADJUST SLOPE AND LATERAL PLACEMENT) TO MEET CURRENT STANDARDS IN THE NB DIRECTION BETWEEN MP 24.780 AND 25.530. PROJECT G/W 440150-1; 440108-1; 439930-1; 439929-1

Cont. Class: TALLAHASSEE LET

Phase	Fund Code	FY 2018	FY 2019	FY 2020	FY 2021	FY 2022	5 Year Total	Unfunded
P.E.	DDR		\$912,113				\$912,113	
	DIH		\$5,000				\$5,000	
Construction	DDR				\$6,817,129		\$6,817,129	
CEI	DDR				\$1,000,449		\$1,000,449	
	DIH				\$136,342		\$136,342	
Total For Project 440158.1			\$917,113		\$7,953,920		\$8,871,033	

440575.1 SR-806/ATLANTIC AVE FROM WEST OF LYONS RD TO JOG RD PM: John Olson

Work Mix: PD&E/EMO STUDY

Extra Description: 2016 MPO PRIORITY #14 WIDEN 4 TO 6 LANES STATE FUNDS ONLY, SWAT PROJECT

Cont. Class: MISC - NO LETTING

Phase	Fund Code	FY 2018	FY 2019	FY 2020	FY 2021	FY 2022	5 Year Total	Unfunded
PDE	DDR		\$500,000	\$2,500,000			\$3,000,000	
	DIH		\$10,000				\$10,000	
Total For Project 440575.1			\$510,000	\$2,500,000			\$3,010,000	

440600.1 SR-7 AT STRIBLING WAY PM: John Olson

Work Mix: ADD TURN LANE(S)

Extra Description: INTERSECTION IMPROVEMENT; ADD SECOND LEFT TURN LANE ON NORTH AND SOUTH APPROACHES. ADD WESTBOUND DEPARTURE LANE. LFA WITH PALM BEACH COUNTY

Cont. Class: TALLAHASSEE LET

Phase	Fund Code	FY 2018	FY 2019	FY 2020	FY 2021	FY 2022	5 Year Total	Unfunded
P.E.	CIGP				\$300,000		\$300,000	
	LF				\$300,000		\$300,000	
Construction	CIGP							\$1,983,332
	LF							
CEI	CIGP							\$388,000
	DIH							
	LF							
Total For Project 440600.1					\$600,000		\$600,000	\$2,371,332

HIGHWAY SYSTEM: 03 INTRASTATE STATE HIGHWAY

440831.1		SR-806/W. ATLANTIC AVE CROSSING# 628155F				PM: Leila Mousseau				
Work Mix:	RAIL SAFETY PROJECT		Extra Description:		17 SETS OF LEDS. TWO (2) NEW BELLS. UPGRADE CONSTANT WARNING TIME - 4000					
Cont. Class:	MISC - NO LETTING									
Phase		Fund Code	FY 2018	FY 2019	FY 2020	FY 2021	FY 2022	5 Year Total	Unfunded	
Construction		RHH	\$108,000					\$108,000		
Total For Project 440831.1			\$108,000					\$108,000		

440867.1	PALM BEACH RESERVE FOR FUTURE PROJECTS				PM: Antonette Adams				
Work Mix:	FUNDING ACTION	Extra Description:							
Cont. Class:	BOX ITEM								
	Phase	Fund Code	FY 2018	FY 2019	FY 2020	FY 2021	FY 2022	5 Year Total	Unfunded
Construction		CM					\$1,761,455	\$1,761,455	
		DDR					\$3,471,719	\$3,471,719	
		DS					\$9,060,891	\$9,060,891	
		SA					\$2,762,197	\$2,762,197	
Total For Project 440867.1							\$17,056,262	\$17,056,262	

	FY 2018	FY 2019	FY 2020	FY 2021	FY 2022	5 Year Total	SIS 2ND 5	Unfunded
HIGHWAY SYSTEM: 03 Total	\$92,643,398	\$79,026,067	\$59,868,230	\$175,580,941	\$136,141,804	\$543,260,440	\$5,181,295	\$8,627,832

HIGHWAY SYSTEM: 06 NON-INTRASTATE OFF STATE HIWAY

435160.1	PALMETTO PARK ROAD FROM SR-7 TO NW 2ND AVENUE			PM: Robert Lopes					
Work Mix:	BIKE PATH/TRAIL	Extra Description:	2016 MPO PRIORITY #13-4-LI PH3202;5202;6203=RETROFIT LIGHTING B/C RATIO = 40 / SHSP = #2 & #3 (RETROFIT LIGHTING) **SEE WP45 FOR ADDITIONAL PROJECT COMMENTS**						
Cont. Class:	TALLAHASSEE LET								
	Phase	Fund Code	FY 2018	FY 2019	FY 2020	FY 2021	FY 2022	5 Year Total	Unfunded
Construction		ACSU	\$1,799,999					\$1,799,999	
		HSP	\$43,177					\$43,177	
		SA	\$2,000					\$2,000	
		SU	\$965,164					\$965,164	
CEI		HSP	\$8,636					\$8,636	
		SU	\$371,077					\$371,077	
Total For Project 435160.1			\$3,190,053					\$3,190,053	

HIGHWAY SYSTEM: 06 NON-INTRASTATE OFF STATE HIWAY

436872.1 NE 2ND AVENUE FROM NE 13TH STREET TO NE 22ND STREET PM: Sunshine Cayubit

Work Mix: BIKE LANE/SIDEWALK Extra Description: 2016 MPO TAP PRIORITY #13-4 LAP W/CITY OF DELRAY BEACH

Cont. Class: LOCAL AGCY PGM (LAP)

Phase	Fund Code	FY 2018	FY 2019	FY 2020	FY 2021	FY 2022	5 Year Total	Unfunded
JPA/LAP Construction	LF	\$878,502					\$878,502	
	TALT	\$160					\$160	
	TALU	\$624,872					\$624,872	
CEI	TALU	\$45,813					\$45,813	
JPA/LAP CEI	LF	\$7,425					\$7,425	
	TALU	\$74,155					\$74,155	
Total For Project 436872.1		\$1,630,927					\$1,630,927	

436874.1 OKEECHOBEE BLVD. FROM FOLSOM RD. TO SR-7 PM: Sunshine Cayubit

Work Mix: LIGHTING Extra Description: 2016 MPO TAP PRIORITY #14-3 LAP WITH THE VILLAGE OF ROYAL PALM BEACH INCLUDES PARTRIDGE LN FROM SPARROW DR TO OKEECHOBEE BLVD

Cont. Class: LOCAL AGCY PGM (LAP)

Phase	Fund Code	FY 2018	FY 2019	FY 2020	FY 2021	FY 2022	5 Year Total	Unfunded
JPA/LAP Construction	ACTA	\$376,927					\$376,927	
	LF	\$707,383					\$707,383	
	TALT	\$232,897					\$232,897	
	TALU	\$51,857					\$51,857	
CEI	TALT	\$3,013					\$3,013	
	TALU	\$43,059					\$43,059	
JPA/LAP CEI	LF	\$84,886					\$84,886	
	TALU	\$37,227					\$37,227	
Total For Project 436874.1		\$1,537,249					\$1,537,249	

436893.1 CONGRESS AVENUE FROM N OF 45TH STREET TO BLUE HERON BOULEVARD PM: Kenzot Jasmin

Work Mix: LIGHTING Extra Description: 2016 MPO PRIORITY #14-4-LI

Cont. Class: TALLAHASSEE LET

Phase	Fund Code	FY 2018	FY 2019	FY 2020	FY 2021	FY 2022	5 Year Total	Unfunded
Construction	SU	\$10,000	\$1,223,525				\$1,233,525	
CEI	SU		\$459,486				\$459,486	
ENV	SU	\$15,000					\$15,000	
Total For Project 436893.1		\$25,000	\$1,683,011	60			\$1,708,011	

HIGHWAY SYSTEM: 06 NON-INTRASTATE OFF STATE HIWAY

436896.1 LOWSON BOULEVARD/SW 10TH STREET FROM MILITARY TRAIL TO SE 6TH AVENUE **PM:** Ronald Kareiva

Work Mix: BIKE LANE/SIDEWALK **Extra Description:** 2016 MPO PRIORITY #14-7-LI LAP BY CITY OF DELRAY BEACH

Cont. Class: LOCAL AGCY PGM (LAP)

Phase	Fund Code	FY 2018	FY 2019	FY 2020	FY 2021	FY 2022	5 Year Total	Unfunded
P.E.	SU	\$5,000					\$5,000	
JPA/LAP Construction	LF			\$161,000			\$161,000	
	SU			\$4,463,000			\$4,463,000	
CEI	SU			\$162,978			\$162,978	
Total For Project 436896.1		\$5,000		\$4,786,978			\$4,791,978	

436897.1 FIBER OPTIC COMMUNICATION CABLE, VARIOUS LOCATIONS **PM:** Carl H Dorvil

Work Mix: ATMS - ARTERIAL TRAFFIC MGMT **Extra Description:** 2016 MPO PRIORITY #14-8-LI SEMINOLE PRATT FROM SR-80 TO NORTHLAKE BLVD.; LYONS ROAD FROM BOYNTON BEACH BLVD. TO LANTANA RD.; LAWRENCE RD. FROM BOYNTON BEACH BLVD. TO HYPOLUXO RD.; BUTTS ROAD FROM GLADES ROAD TO MILITARY TRAIL; MILITARY TRAIL FROM BUTTS ROAD TO LINTON BLVD.

Cont. Class: TALLAHASSEE LET

Phase	Fund Code	FY 2018	FY 2019	FY 2020	FY 2021	FY 2022	5 Year Total	Unfunded
P.E.	SU	\$310,000					\$310,000	
Construction	SU			\$2,234,613			\$2,234,613	
CEI	SU			\$357,305			\$357,305	
Total For Project 436897.1		\$310,000		\$2,591,918			\$2,901,918	

436930.1 PALM BEACH COUNTY OVERHEAD FLASHING SCHOOL ZONE SIGNS **PM:** Sunshine Cayubit

Work Mix: OVERHEAD SIGNING **Extra Description:** 2016 MPO TAP PRIORITY #14-1 LAP WITH PALM BEACH COUNTY LOCATIONS: ROOSEVELT ELEM/MIDDLE, WEST RIVIERA ELEM, LINCOLN ELEM, PALM SPRINGS MIDDLE, HIDDEN OAKS ELEM LINCOLN ELEMENTARY SCHOOL - AUSTRALIAN AVE FROM +/- 70 SOUTH OF W 9TH STREET TO +/- 60- SOUTH OF W. 13TH STREET; WEST RIVIERA ELEMENTARY SCHOOL - AUSTRALIAN AVE FROM W 2ND ST. TO JUST NORTH OF W 7TH STREET; ROOSEVELT ELEMENTARY AND MIDDLE SCHOOLS AUSTRALIAN AVE FROM PALM BEACH LAKES BLVD +/- 1100' NORTH OF N MANGONIA DRIVE; PALM SPRINGS MIDDLE SCHOOL- KIRK ROAD FROM FOREST HILL BLVD TO +/- 200- NORTH OF FOREST HILL BLVD; AND HIDDEN OAKS ELEMENTARYSCHOOL - S MILITARY TRAIL FROM +/- 370- NORTH OF 80TH LANE S_+/- 90- NORTH OF +/- 90- NORTH DRIVE

Cont. Class: LOCAL AGCY PGM (LAP)

Phase	Fund Code	FY 2018	FY 2019	FY 2020	FY 2021	FY 2022	5 Year Total	Unfunded
JPA/LAP Construction	LF	\$69,990					\$69,990	
	TALT	\$349,947					\$349,947	
CEI	TALT	\$15,499					\$15,499	
JPA/LAP CEI	TALT	\$41,994					\$41,994	
Total For Project 436930.1		\$477,430					\$477,430	

HIGHWAY SYSTEM: 06 NON-INTRASTATE OFF STATE HIWAY

438289.1		SEACREST BLVD FROM NE 22 ST TO GULFSTREAM BLVD			PM: Sunshine Cayubit				
Work Mix:	BIKE LANE/SIDEWALK		Extra Description:	2016 MPO PRIORITY #14-4 LAP W/CITY OF DELRAY BEACH BIKE LANES, CROSSWALKS, SIDEWALKS, FLASHING BEACON LANDSCAPE AND IRRIGATION					
Cont. Class:	LOCAL AGCY PGM (LAP)								
	Phase	Fund Code	FY 2018	FY 2019	FY 2020	FY 2021	FY 2022	5 Year Total	Unfunded
JPA/LAP Construction		LFP		\$945,046				\$945,046	
		TALU		\$623,004				\$623,004	
CEI		TALU		\$47,765				\$47,765	
JPA/LAP CEI		LFP		\$8,025				\$8,025	
		TALU		\$74,761				\$74,761	
Total For Project 438289.1				\$1,698,601				\$1,698,601	

438291.1	BELLE GLADE CITYWIDE - VARIOUS LOCATIONS			PM: Ronald Kareiva					
Work Mix:	SIDEWALK	Extra Description:	2016 MPO TAP PRIORITY #15-4 LFA W/CITY OF BELLE GLADE FOR 150K OF CONSTRUCTION MULTIPLE LOCATIONS THROUGHOUT THE CITY; FDOT TO ADMINISTER THE PROJECT ON THE CITY'S BEHALF						
Cont. Class:	TALLAHASSEE LET								
	Phase	Fund Code	FY 2018	FY 2019	FY 2020	FY 2021	FY 2022	5 Year Total	Unfunded
Construction		LFP		\$150,000				\$150,000	
		TALT		\$489,042				\$489,042	
CEI		TALT		\$158,720				\$158,720	
Total For Project 438291.1				\$797,762				\$797,762	

438384.1	AUSTRALIAN AVE FROM 1ST ST TO BLUE HERON BLVD				PM: Kenzot Jasmin				
Work Mix:	PRELIMINARY ENGINEERING		Extra Description:		2016 MPO PRIORITY #14-3-LI DECORATIVE STREET LIGHTING				
Cont. Class:	TALLAHASSEE LET								
	Phase	Fund Code	FY 2018	FY 2019	FY 2020	FY 2021	FY 2022	5 Year Total	Unfunded
	P.E.	SU		\$360,000				\$360,000	
	Construction	SU				\$2,773,434		\$2,773,434	
	CEI	SU				\$358,348		\$358,348	
	ENV	SU			\$15,000			\$15,000	
Total For Project 438384.1				\$360,000	\$15,000	\$3,131,782		\$3,506,782	

HIGHWAY SYSTEM: 06 NON-INTRASTATE OFF STATE HIWAY

438388.1		CLINT MOORE ROAD FROM CONGRESS AVE TO NW 2ND AVE			PM: Thuc Le				
Work Mix:	BIKE LANE/SIDEWALK		Extra Description:	2016 MPO PRIORITY #14-11-LI 8 FT SIDEWALK ON SOUTH SIDE					
Cont. Class:	TALLAHASSEE LET								
	Phase	Fund Code	FY 2018	FY 2019	FY 2020	FY 2021	FY 2022	5 Year Total	Unfunded
	P.E.	SU	\$310,000					\$310,000	
	Construction	SU			\$686,079			\$686,079	
	CEI	SU			\$171,152			\$171,152	
	ENV	SU		\$30,000				\$30,000	
Total For Project 438388.1			\$310,000	\$30,000	\$857,231			\$1,197,231	

438389.1		SWINTON AVENUE FROM S 10TH STREET TO NE 4TH STREET			PM: Maria Formoso				
Work Mix:	BIKE LANE/SIDEWALK		Extra Description:	2016 MPO PRIORITY #14-12-LI ADDING BIKE AND PEDESTRIAN FACILITIES, DRAINAGE AND LANDSCAPE.					
Cont. Class:	TALLAHASSEE LET								
	Phase	Fund Code	FY 2018	FY 2019	FY 2020	FY 2021	FY 2022	5 Year Total	Unfunded
P.E.		SU	\$510,000					\$510,000	
Construction		SU			\$2,210,677			\$2,210,677	
CEI		SU			\$456,305			\$456,305	
ENV		SU		\$20,000				\$20,000	
Total For Project 438389.1			\$510,000	\$20,000	\$2,666,982			\$3,196,982	

438394.1		HOMEWOOD BOULEVARD FROM OLD GERMANTOWN ROAD TO LOWSON BOULEVARD			PM: Casey Graham				
Work Mix:	BIKE LANE/SIDEWALK		Extra Description:	2016 MPO PRIORITY #15-4-LI INSTALL BIKE LANES AND SIDEWALKS					
Cont. Class:	TALLAHASSEE LET								
	Phase	Fund Code	FY 2018	FY 2019	FY 2020	FY 2021	FY 2022	5 Year Total	Unfunded
	P.E.	SU		\$360,000				\$360,000	
	Construction	SU				\$814,195		\$814,195	
	CEI	SU				\$198,731		\$198,731	
	ENV	SU			\$20,000			\$20,000	
Total For Project 438394.1				\$360,000	\$20,000	\$1,012,926		\$1,392,926	

HIGHWAY SYSTEM: 06 NON-INTRASTATE OFF STATE HIWAY

438395.1	GEORGE BUSH BOULEVARD FROM NE 2ND AVENUE TO SR-A1A			PM: Maria Formoso					
Work Mix:	BIKE LANE/SIDEWALK	Extra Description:	2016 MPO PRIORITY #15-5-LI ADDING BIKE AND PEDESTRIAN FACILITIES, STREET LIGHTING, DRAINAGE AND LANDSCAPE.						
Cont. Class:	TALLAHASSEE LET								
	Phase	Fund Code	FY 2018	FY 2019	FY 2020	FY 2021	FY 2022	5 Year Total	Unfunded
	P.E.	SU		\$510,000				\$510,000	
	Construction	SU				\$2,666,757		\$2,666,757	
	CEI	SU				\$536,599		\$536,599	
	ENV	SU			\$20,000			\$20,000	
Total For Project 438395.1				\$510,000	\$20,000	\$3,203,356		\$3,733,356	

438402.1	NE 5TH AVENUE FROM BOCA RATON ROAD TO NE 20TH STREET			PM: Fernando Morales					
Work Mix:	BIKE LANE/SIDEWALK	Extra Description:	2016 MPO PRIORITY #15-8-LI SIDEWALK ON WEST SIDE						
Cont. Class:	TALLAHASSEE LET								
	Phase	Fund Code	FY 2018	FY 2019	FY 2020	FY 2021	FY 2022	5 Year Total	Unfunded
	P.E.	SU		\$260,000				\$260,000	
	Construction	SU				\$338,195		\$338,195	
	CEI	SU				\$125,827		\$125,827	
	ENV	SU			\$10,000			\$10,000	
Total For Project 438402.1				\$260,000	\$10,000	\$464,022		\$734,022	

440043.1	BRANT DR BRIDGE REPLACEMENT FR OREGON LN TO AVOCET RD			PM: John Olson					
Work Mix:	BRIDGE REPLACEMENT	Extra Description:	2016 MPO PRIORITY #16-3-LI FDOT TO ADMINISTER THE PROJECT ON BEHALF OF DELRAY BEACH						
Cont. Class:	TALLAHASSEE LET								
	Phase	Fund Code	FY 2018	FY 2019	FY 2020	FY 2021	FY 2022	5 Year Total	Unfunded
	P.E.	SU		\$572,818				\$572,818	
	Construction	SU				\$1,419,545		\$1,419,545	
	CEI	SU				\$253,595		\$253,595	
	ENV	SU			\$100,000			\$100,000	
Total For Project 440043.1				\$572,818	\$100,000	\$1,673,140		\$2,345,958	

HIGHWAY SYSTEM: 06 NON-INTRASTATE OFF STATE HIWAY

440045.1 CITYWIDE PEDESTRIAN FACILITIES FOR INDIAN TRAIL IMPROVEMENT DISTRICT PM: John Olson

Work Mix: BIKE LANE/SIDEWALK Extra Description: 2016 MPO PRIORITY #16-5-LI FDOT TO ADMINISTER THE PROJECT ON BEHALF OF INDIAN TRAIL IMPROVEMENT DISTRICT. ROADWAYS INCLUDE: HALL BLVD, 140TH AVE, TEMPLE BLVD

Cont. Class: TALLAHASSEE LET

Phase	Fund Code	FY 2018	FY 2019	FY 2020	FY 2021	FY 2022	5 Year Total	Unfunded
P.E.	SU		\$245,000				\$245,000	
Construction	SU				\$635,132		\$635,132	
CEI	SU				\$193,973		\$193,973	
ENV	SU			\$53,000			\$53,000	
Total For Project 440045.1			\$245,000	\$53,000	\$829,105		\$1,127,105	

440296.1 CITY OF BELLE GLADE ROADWAY RESURFACING - VARIOUS LOCATIONS PM: Sunshine Cayubit

Work Mix: MISCELLANEOUS CONSTRUCTION Extra Description: SCOP FOR RURAL AREA OPPORTUNITY (RAO) JPA WITH BELLE GLADE LOCATIONS: NE AVE FROM NE 25 TO DUDA RD; SE 1 ST FROM CANAL N TO MLK; MARTIN LUTHER KING JR FROM SR-715 TO SR-80; SW 5TH ST FROM MLK TO CANAL 1; NW AVE D FROM W CANAL ST S TO RAILROAD AVE; AND NW 10TH ST FROM WEST AVE A TO NW AVE D.

Cont. Class: EXTERN MNGD(NOT LAP)

Phase	Fund Code	FY 2018	FY 2019	FY 2020	FY 2021	FY 2022	5 Year Total	Unfunded
Construction	SCRC	\$928,368					\$928,368	
Total For Project 440296.1		\$928,368					\$928,368	

440391.1 MCCLURE RD FROM LAKE AVE TO RIM CANAL RD PM: Sunshine Cayubit

Work Mix: MISCELLANEOUS CONSTRUCTION Extra Description: SCOP FOR RURAL AREA OPPORTUNITY (RAO) JPA WITH PAHOKEE

Cont. Class: EXTERN MNGD(NOT LAP)

Phase	Fund Code	FY 2018	FY 2019	FY 2020	FY 2021	FY 2022	5 Year Total	Unfunded
Construction	SCRC	\$3,427,543					\$3,427,543	
Total For Project 440391.1		\$3,427,543					\$3,427,543	

HIGHWAY SYSTEM: 06 NON-INTRASTATE OFF STATE HIWAY

440456.1		SR-7/US-441 @ WEISMAN WAY			PM: Sunshine Cayubit				
Work Mix:	ADD LEFT TURN LANE(S)		Extra Description:	CIGP JPA WITH PALM BEACH COUNTY; TURN LANE IMPROVEMENTS ON WEISMAN WAY (FORMERLY KNOWN AS PROCESS DR)					
Cont. Class:	EXTERN MNGD(NOT LAP)								
	Phase	Fund Code	FY 2018	FY 2019	FY 2020	FY 2021	FY 2022	5 Year Total	Unfunded
P.E.		CIGP	\$110,000					\$110,000	
		LF	\$110,000					\$110,000	
Construction		CIGP				\$505,000		\$505,000	
		LF				\$505,000		\$505,000	
Total For Project 440456.1			\$220,000			\$1,010,000		\$1,230,000	

440509.1		BOUTWELL RD FROM SR-802/LAKE WORTH RD TO 10TH AVE NORTH				PM: Sunshine Cayubit			
Work Mix:	FUNDING ACTION	Extra Description:		2016 MPO PRIORITY #13 PROJECT PENDING ELIGIBILITY DETERMINATION					
Cont. Class:	BOX ITEM								
	Phase	Fund Code	FY 2018	FY 2019	FY 2020	FY 2021	FY 2022	5 Year Total	Unfunded
	Construction	SU					\$3,000,000	\$3,000,000	
Total For Project 440509.1							\$3,000,000	\$3,000,000	

440828.1		INNOVATION DRIVE CROSSING# 628092D			PM: Leila Mousseau				
Work Mix:	RAIL SAFETY PROJECT		Extra Description:	10 LEDS					
Cont. Class:	MISC - NO LETTING								
	Phase	Fund Code	FY 2018	FY 2019	FY 2020	FY 2021	FY 2022	5 Year Total	Unfunded
	Construction	RHH	\$30,032					\$30,032	
Total For Project 440828.1			\$30,032					\$30,032	

440830.1	SR-782/LINTON BLVD CROSSING# 628160C				PM: Leila Mousseau				
Work Mix:	RAIL SAFETY PROJECT		Extra Description:	UPGRADE CONSTANT WARNING TIME - 4000. TWO (2) NEW BELLS. ADIO KEY DOWN INDICATOR					
Cont. Class:	MISC - NO LETTING								
	Phase	Fund Code	FY 2018	FY 2019	FY 2020	FY 2021	FY 2022	5 Year Total	Unfunded
	Construction	RHH	\$60,000					\$60,000	
Total For Project 440830.1			\$60,000					\$60,000	

HIGHWAY SYSTEM: 06 NON-INTRASTATE OFF STATE HIWAY

440832.1	6TH AVENUE S @ SR-9 CROSSING# 628146G				PM: Leila Mousseau				
Work Mix:	RAIL SAFETY PROJECT		Extra Description:	TWO (2) CONSTANT WARNING TIME - 4000. UPGRADE 16 SETS OF LEDS. RKD INDICATOR. TWO (2) NEW BELLS. ONE (1) CONCRETE FOUNDATION + S60 COMPLETE GATE MECHANISM					
Cont. Class:	MISC - NO LETTING								
	Phase	Fund Code	FY 2018	FY 2019	FY 2020	FY 2021	FY 2022	5 Year Total	Unfunded
	Construction	RHH	\$180,000					\$180,000	
	Total For Project 440832.1		\$180,000					\$180,000	

440833.1 NW AVENUE D CROSSING# 272311B		PM: Leila Mousseau						
Work Mix:	RAIL SAFETY PROJECT	Extra Description:	ALL NEW, 2FL&G, TRAIN DETECTION, CABINET					
Cont. Class:	MISC - NO LETTING							
Phase	Fund Code	FY 2018	FY 2019	FY 2020	FY 2021	FY 2022	5 Year Total	Unfunded
Construction	RHH	\$179,588					\$179,588	
Total For Project 440833.1		\$179,588					\$179,588	

	FY 2018	FY 2019	FY 2020	FY 2021	FY 2022	5 Year Total	SIS 2ND 5	Unfunded
HIGHWAY SYSTEM: 06 Total	\$13,021,190	\$6,537,192	\$11,121,109	\$11,324,331	\$3,000,000	\$45,003,822		

HIGHWAY SYSTEM: 08 TRANSIT

235749.1		PALM BEACH COUNTY SECTION 5307 FORMULA FUNDS			PM: Jayne Pietrowski			
Work Mix:	CAPITAL FOR FIXED ROUTE	Extra Description:	PALMTRAN-TRANSIT BLOCK GRANT\CAPITAL ASSISTANCE GRANT #FL-90-X625= FY07, PH 94 GRANT EXECUTED FOR FY09 & 10 PER J. MELI/OMD=FL-90X734 GRANT \$15,091,565 GRANT FL-90X760 FY2012 \$14,516,104 PER L.MERRITT 09/25/2013 GRANT FL-90-X881-00/FY16/9-11-2015/ \$10,439,303/J.PIETROWSKI					
Cont. Class:	EXTERN MNGD(NOT LAP)							
Phase	Fund Code	FY 2018	FY 2019	FY 2020	FY 2021	FY 2022	5 Year Total	Unfunded
Capital Improvement/Operating	FTA	\$16,000,000	\$16,000,000	\$16,000,000	\$16,000,000	\$16,000,000	\$80,000,000	
Total For Project 235749.1		\$16,000,000	\$16,000,000	\$16,000,000	\$16,000,000	\$16,000,000	\$80,000,000	

407184.2	PALM BEACH COUNTY SECTION 5311 OPERATING RURAL FUNDS				PM: Wibet Hay			
Work Mix:	OPERATING/ADMIN. ASSISTANCE	Extra Description:						
Cont. Class:	EXTERN MNGD(NOT LAP)							
Phase	Fund Code	FY 2018	FY 2019	FY 2020	FY 2021	FY 2022	5 Year Total	Unfunded
Capital Improvement/Operating	DU	\$330,265	\$348,588				\$678,853	
	LF	\$330,265	\$348,588				\$678,853	
Total For Project 407184.2		\$660,530	\$697,176				\$1,357,706	

407184.3

PALM BEACH COUNTY SECTION 5311 OPERATING RURAL FUNDS

PM: Wibet Hay

Work Mix:

OPERATING/ADMIN. ASSISTANCE

Extra Description:

Cont. Class: EXTERN MNGD(NOT LAP)

Phase	Fund Code	FY 2018	FY 2019	FY 2020	FY 2021	FY 2022	5 Year Total	Unfunded
Capital Improvement/Operating	DU			\$300,000	\$340,000	\$376,713	\$1,016,713	
	LF			\$300,000	\$340,000	\$376,713	\$1,016,713	
Total For Project 407184.3				\$600,000	\$680,000	\$753,426	\$2,033,426	

407188.2

PALM BEACH COUNTY BLOCK GRANT OPERATING ASSISTANCE

PM: Wibet Hay

Work Mix:

OPERATING FOR FIXED ROUTE

Extra Description:

Cont. Class: EXTERN MNGD(NOT LAP)

Phase	Fund Code	FY 2018	FY 2019	FY 2020	FY 2021	FY 2022	5 Year Total	Unfunded
Capital Improvement/Operating	DDR	\$4,061,956	\$5,243,282				\$9,305,238	
	DPTO	\$1,275,999	\$270,897				\$1,546,896	
	LF	\$5,337,954	\$5,514,179				\$10,852,133	
Total For Project 407188.2		\$10,675,909	\$11,028,358				\$21,704,267	

407188.3

PALM BEACH COUNTY BLOCK GRANT OPERATING ASSISTANCE

PM: Wibet Hay

Work Mix:

OPERATING FOR FIXED ROUTE

Extra Description:

Cont. Class: EXTERN MNGD(NOT LAP)

Phase	Fund Code	FY 2018	FY 2019	FY 2020	FY 2021	FY 2022	5 Year Total	Unfunded
Capital Improvement/Operating	DDR			\$3,290,103	\$4,407,773		\$7,697,876	
	DPTO			\$2,499,785	\$1,671,610	\$6,383,351	\$10,554,746	
	LF			\$5,789,888	\$6,079,382	\$6,383,351	\$18,252,621	
Total For Project 407188.3				\$11,579,776	\$12,158,765	\$12,766,702	\$36,505,243	

413735.2

PALM BEACH MPO SECTION 5303 TRANSIT PLANNING

PM: Lisa Maack

Work Mix: PTO STUDIES

Extra Description: TRANSIT PLANNING STUDIES

Cont. Class: EXTERN MNGD(NOT LAP)

Phase	Fund Code	FY 2018	FY 2019	FY 2020	FY 2021	FY 2022	5 Year Total	Unfunded
Planning	DPTO	\$56,761	\$56,761	\$61,272			\$174,794	
	DU	\$424,860	\$424,860	\$424,860			\$1,274,580	
	LF	\$65,607	\$65,607	\$65,607			\$196,821	
Total For Project 413735.2		\$547,228	\$547,228	\$551,739			\$1,646,195	

413735.3

PALM BEACH MPO SECTION 5303 TRANSIT PLANNING

PM: Lisa Maack

Work Mix: PTO STUDIES

Extra Description: TRANSIT PLANNING STUDIES

Cont. Class: EXTERN MNGD(NOT LAP)

Phase	Fund Code	FY 2018	FY 2019	FY 2020	FY 2021	FY 2022	5 Year Total	Unfunded
Planning	DPTO				\$53,053	\$54,645	\$107,698	\$1,061,062
	DU				\$424,425	\$437,157	\$861,582	
	LF				\$53,053	\$54,645	\$107,698	
Total For Project 413735.3					\$530,531	\$546,447	\$1,076,978	\$1,061,062

429767.1

SFRTA LAYOVER MAINTENANCE FACILITY W/RTA

PM: Birgit Olkuch

Work Mix: FIXED GUIDEWAY IMPROVEMENTS

Extra Description: 2016 MPO PRIORITY #7 GRANT# FL-95-X091/ \$2,550,000/ 1ST QTR TRANSFER(DEC.2014) \$1,500,000 FY2012 GRANT EXECUTED 5/01/2012

Cont. Class: EXTERN MNGD(NOT LAP) ⚠️ FTA Transfer Not Shown

Phase	Fund Code	FY 2018	FY 2019	FY 2020	FY 2021	FY 2022	5 Year Total	Unfunded
Capital Improvement/Operating	GMR	\$5,900,000					\$5,900,000	
	SU	\$9,600,000	\$3,534,056				\$13,134,056	
Total For Project 429767.1		\$15,500,000	\$3,534,056				\$19,034,056	

430296.2

PALM TRAN TRANSIT CORRIDOR

PM: Jayne Pietrowski

Work Mix: OPERATING FOR FIXED ROUTE


Extra Description: EXPAND SERVICE TO BELLE GLADE & PAHOKEE COUNTIES

Cont. Class: EXTERN MNGD(NOT LAP)

Phase	Fund Code	FY 2018	FY 2019	FY 2020	FY 2021	FY 2022	5 Year Total	Unfunded
Capital Improvement/Operating	DPTO	\$865,000					\$865,000	
Total For Project 430296.2		\$865,000					\$865,000	

438390.1	WEST PALM BEACH TROLLEYS - 2 NEW ROUTES		PM: Jayne Pietrowski						
Work Mix:	PURCHASE VEHICLES/EQUIPMENT	Extra Description:	2016 MPO PRIORITY #15-1-LI TRI-RAIL STATION TO NORTHERN AND SOUTHERN WEST PALM BEACH FLEX TO CITY OF WEST PALM BEACH PURCHASE 7 TROLLEYS						
Cont. Class:	EXTERN MNGD(NOT LAP)	⚠️ FTA Transfer Not Shown							
Phase		Fund Code	FY 2018	FY 2019	FY 2020	FY 2021	FY 2022	5 Year Total	Unfunded
Capital Improvement/Operating		SU	\$1,505,000					\$1,505,000	
Total For Project 438390.1			\$1,505,000					\$1,505,000	
438392.1	PALM TRAN BUS SHELTERS - VARIOUS LOCATIONS		PM: Jayne Pietrowski						
Work Mix:	PUBLIC TRANSPORTATION SHELTER	Extra Description:	2016 MPO PRIORITY #15-2-LI CONSTRUCT 30 TRANSIT SHELTERS ALONG EXISTING ROUTES FLEX TO PALM TRAN						
Cont. Class:	EXTERN MNGD(NOT LAP)	⚠️ FTA Transfer Not Shown							
Phase		Fund Code	FY 2018	FY 2019	FY 2020	FY 2021	FY 2022	5 Year Total	Unfunded
Capital Improvement/Operating		SU	\$600,000					\$600,000	
Total For Project 438392.1			\$600,000					\$600,000	
438396.1	WPB TROLLEY SHELTERS		PM: Jayne Pietrowski						
Work Mix:	PURCHASE VEHICLES/EQUIPMENT	Extra Description:	2016 MPO PRIORITY #15-3-LI SEVEN LOCATIONS ALONG EXISTING TROLLEY LINES FLEX TO CITY OF WEST PALM BEACH						
Cont. Class:	EXTERN MNGD(NOT LAP)	⚠️ FTA Transfer Not Shown							
Phase		Fund Code	FY 2018	FY 2019	FY 2020	FY 2021	FY 2022	5 Year Total	Unfunded
Capital Improvement/Operating		SU		\$571,000				\$571,000	
Total For Project 438396.1				\$571,000				\$571,000	
438399.1	BOCA TROLLEYS - NEW SERVICE		PM: Jayne Pietrowski						
Work Mix:	PURCHASE VEHICLES/EQUIPMENT	Extra Description:	2016 MPO PRIORITY #15-6-LI TRI-RAIL STATION TO DOWNTOWN AND DOWNTOWN CIRCULATOR FLEX TO SFRTA; PURCHASE 7 TROLLEYS						
Cont. Class:	EXTERN MNGD(NOT LAP)	⚠️ FTA Transfer Not Shown							
Phase		Fund Code	FY 2018	FY 2019	FY 2020	FY 2021	FY 2022	5 Year Total	Unfunded
Capital Improvement/Operating		SU		\$1,505,000				\$1,505,000	
Total For Project 438399.1				\$1,505,000				\$1,505,000	

HIGHWAY SYSTEM: 08 TRANSIT

438400.1	DELRAY BEACH TROLLEYS - REPLACEMENT		PM: Jayne Pietrowski						
Work Mix:	PURCHASE VEHICLES/EQUIPMENT	Extra Description:	2016 MPO PRIORITY #15-7-LI TRI-RAIL STATION TO ATLANTIC AVENUE/SR-A1A FLEX TO SFRTA PURCHASE 4 TROLLEYS						
Cont. Class:	EXTERN MNGD(NOT LAP)	 FTA Transfer Not Shown							
Phase	Fund Code	FY 2018	FY 2019	FY 2020	FY 2021	FY 2022	5 Year Total		Unfunded
Capital Improvement/Operating	SU			\$860,000			\$860,000		
Total For Project 438400.1				\$860,000			\$860,000		
		FY 2018	FY 2019	FY 2020	FY 2021	FY 2022	5 Year Total	SIS 2ND 5	Unfunded
HIGHWAY SYSTEM: 08 Total		\$46,353,667	\$33,882,818	\$29,591,515	\$29,369,296	\$30,066,575	\$169,263,871		\$1,061,062

HIGHWAY SYSTEM: 09 AVIATION

423957.2	BOCA RATON AIRPORT EXPAND A/P ROAD & UTILITY CORRIDOR		PM: Laurie McDermott						
Work Mix:	AVIATION CAPACITY PROJECT	Extra Description:	EXPAND AIRPORT ROAD AND UTILITY CORRIDOR						
Cont. Class:	EXTERN MNGD(NOT LAP)								
Phase	Fund Code	FY 2018	FY 2019	FY 2020	FY 2021	FY 2022	5 Year Total		Unfunded
Capital Improvement/Operating	DPTO		\$1,200,000				\$1,200,000		
	LF		\$300,000				\$300,000		
Total For Project 423957.2			\$1,500,000				\$1,500,000		
429710.1	BOCA RATON AIRPORT SECURITY ENHANCEMENTS PHASE 4		PM: Laurie McDermott						
Work Mix:	AVIATION SECURITY PROJECT	Extra Description:							
Cont. Class:	EXTERN MNGD(NOT LAP)								
Phase	Fund Code	FY 2018	FY 2019	FY 2020	FY 2021	FY 2022	5 Year Total		Unfunded
Capital Improvement/Operating	DDR			\$1,200,000			\$1,200,000		
	LF			\$300,000			\$300,000		
Total For Project 429710.1				\$1,500,000			\$1,500,000		

433143.1 N. PB COUNTY AIRPORT CONSTRUCT ADDITIONAL TIE-DOWN/TRANSIENT APRON PM: Laurie McDermott

Work Mix: AVIATION CAPACITY PROJECT Extra Description:

Cont. Class: EXTERN MNGD(NOT LAP)

Phase	Fund Code	FY 2018	FY 2019	FY 2020	FY 2021	FY 2022	5 Year Total	Unfunded
Capital Improvement/Operating	DDR	\$849,999					\$849,999	
	DPTO	\$650,001	\$1,620,000				\$2,270,001	
	FAA	\$150,000					\$150,000	
	LF	\$1,185,000	\$1,620,000				\$2,805,000	
Total For Project 433143.1		\$2,835,000	\$3,240,000				\$6,075,000	

434612.1 PALM BEACH INTL AIRPORT GOLFVIEW COMMERCIAL PROPERTY ACQUISITION PM: Laurie McDermott

Work Mix: AVIATION SAFETY PROJECT Extra Description:

Cont. Class: EXTERN MNGD(NOT LAP)

Phase	Fund Code	FY 2018	FY 2019	FY 2020	FY 2021	FY 2022	5 Year Total	Unfunded
Capital Improvement/Operating	DPTO	\$4,704,879					\$4,704,879	
	LF	\$4,704,879					\$4,704,879	
Total For Project 434612.1		\$9,409,758					\$9,409,758	

434613.1 PALM BEACH INT'L AIRPORT GAFIS FACILITIES IMPROVEMENTS PM: Laurie McDermott

Work Mix: AVIATION REVENUE/OPERATIONAL Extra Description:

Cont. Class: EXTERN MNGD(NOT LAP)

Phase	Fund Code	FY 2018	FY 2019	FY 2020	FY 2021	FY 2022	5 Year Total	Unfunded
Capital Improvement/Operating	DPTO	\$2,250,000	\$1,200,000				\$3,450,000	
	LF	\$2,250,000	\$1,200,000				\$3,450,000	
Total For Project 434613.1		\$4,500,000	\$2,400,000				\$6,900,000	

434616.1 PALM BEACH COUNTY GLADES AIRPORT HANGERS & INFRASTRUCTURE PM: Laurie McDermott

Work Mix: AVIATION REVENUE/OPERATIONAL Extra Description:

Cont. Class: EXTERN MNGD(NOT LAP)

Phase	Fund Code	FY 2018	FY 2019	FY 2020	FY 2021	FY 2022	5 Year Total	Unfunded
Capital Improvement/Operating	DPTO	\$500,000	\$1,100,000				\$1,600,000	
	LF	\$125,000	\$275,000				\$400,000	
Total For Project 434616.1		\$625,000	\$1,375,000	72			\$2,000,000	

434621.1

BELLE GLADE STATE MUNICIPAL AIRPORT A/P MAINTENANCE FACILITY

PM: Laurie McDermott

Work Mix:

AVIATION REVENUE/OPERATIONAL

Extra Description:

REDI WAIVER

Cont. Class: EXTERN MNGD(NOT LAP)

Phase	Fund Code	FY 2018	FY 2019	FY 2020	FY 2021	FY 2022	5 Year Total	Unfunded
Capital Improvement/Operating	DPTO		\$200,000				\$200,000	
Total For Project 434621.1			\$200,000				\$200,000	

434626.1

PALM BEACH INT'L AIRPORT MAINTENANCE COMPOUND REDEVELOPMENT

PM: Laurie McDermott

Work Mix:

AVIATION PRESERVATION PROJECT

Extra Description:

Cont. Class: EXTERN MNGD(NOT LAP)

Phase	Fund Code	FY 2018	FY 2019	FY 2020	FY 2021	FY 2022	5 Year Total	Unfunded
Capital Improvement/Operating	DDR		\$376,005				\$376,005	
	DPTO		\$2,623,995				\$2,623,995	
	LF		\$3,000,000				\$3,000,000	
Total For Project 434626.1			\$6,000,000				\$6,000,000	

435460.1

BELLE GLADE STATE MUNICIPAL AIRPORT OBSTRUCTION RELOCATION/ REMOVAL

PM: Laurie McDermott

Work Mix:

AVIATION SAFETY PROJECT

Extra Description:

REDI WAIVER

Cont. Class: EXTERN MNGD(NOT LAP)

Phase	Fund Code	FY 2018	FY 2019	FY 2020	FY 2021	FY 2022	5 Year Total	Unfunded
Capital Improvement/Operating	DDR	\$400,000					\$400,000	
Total For Project 435460.1		\$400,000					\$400,000	

436395.1

BELLE GLADE STATE MUNICIPAL AIRPORT DRAINAGE MASTER PLAN

PM: Laurie McDermott

Work Mix:

AVIATION PRESERVATION PROJECT

Extra Description:

Cont. Class: EXTERN MNGD(NOT LAP)

Phase	Fund Code	FY 2018	FY 2019	FY 2020	FY 2021	FY 2022	5 Year Total	Unfunded
Capital Improvement/Operating	DPTO	\$150,000					\$150,000	
Total For Project 436395.1		\$150,000					\$150,000	

436398.1 PALM BEACH COUNTY PARK AIRPORT PERIMETER FENCE IMPROVEMENTS PM: Laurie McDermott

Work Mix: AVIATION SAFETY PROJECT Extra Description:

Cont. Class: EXTERN MNGD(NOT LAP)

Phase	Fund Code	FY 2018	FY 2019	FY 2020	FY 2021	FY 2022	5 Year Total	Unfunded
Capital Improvement/Operating	DPTO		\$600,000				\$600,000	
	LF		\$150,000				\$150,000	
Total For Project 436398.1			\$750,000				\$750,000	

437954.1 BOCA RATON AIRPORT TAXIWAYS P4, C & F WIDENING PM: Laurie McDermott

Work Mix: AVIATION PRESERVATION PROJECT Extra Description:

Cont. Class: EXTERN MNGD(NOT LAP)

Phase	Fund Code	FY 2018	FY 2019	FY 2020	FY 2021	FY 2022	5 Year Total	Unfunded
Capital Improvement/Operating	DPTO	\$300,000					\$300,000	
	FAA	\$150,000					\$150,000	
	LF	\$300,000					\$300,000	
Total For Project 437954.1		\$750,000					\$750,000	

437955.1 BOCA RATON AIRPORT, LANDSIDE ACCESS PAVEMENT REHABILITATION PM: Laurie McDermott

Work Mix: AVIATION PRESERVATION PROJECT Extra Description:

Cont. Class: EXTERN MNGD(NOT LAP)

Phase	Fund Code	FY 2018	FY 2019	FY 2020	FY 2021	FY 2022	5 Year Total	Unfunded
Capital Improvement/Operating	DPTO	\$280,000					\$280,000	
	LF	\$70,000					\$70,000	
Total For Project 437955.1		\$350,000					\$350,000	

437956.1 BOCA RATON AIRPORT AIRFIELD PAVEMENT REJUVENATOR PM: Laurie McDermott

Work Mix: AVIATION PRESERVATION PROJECT Extra Description:

Cont. Class: EXTERN MNGD(NOT LAP)

Phase	Fund Code	FY 2018	FY 2019	FY 2020	FY 2021	FY 2022	5 Year Total	Unfunded
Capital Improvement/Operating	DPTO	\$728,000					\$728,000	
	LF	\$182,000					\$182,000	
Total For Project 437956.1		\$910,000					\$910,000	

437967.1 BOCA RATON AIRPORT STORM DRAINAGE SYSTEM UPGRADES PM: Laurie McDermott

Work Mix: AVIATION PRESERVATION PROJECT Extra Description:

Cont. Class: EXTERN MNGD(NOT LAP)

Phase	Fund Code	FY 2018	FY 2019	FY 2020	FY 2021	FY 2022	5 Year Total	Unfunded
Capital Improvement/Operating	DPTO		\$150,000				\$150,000	
	FAA		\$150,000				\$150,000	
	LF		\$150,000				\$150,000	
Total For Project 437967.1			\$450,000				\$450,000	

437968.1 BOCA RATON AIRPORT GEOGRAPHIC INFORMATION SYSTEM (GIS) IMPLEMENTATION PM: Laurie McDermott

Work Mix: AVIATION REVENUE/OPERATIONAL Extra Description:

Cont. Class: EXTERN MNGD(NOT LAP)

Phase	Fund Code	FY 2018	FY 2019	FY 2020	FY 2021	FY 2022	5 Year Total	Unfunded
Capital Improvement/Operating	DPTO		\$80,000				\$80,000	
	LF		\$20,000				\$20,000	
Total For Project 437968.1			\$100,000				\$100,000	

437978.1 BOCA RATON AIRPORT ACCESS ROAD DEVELOPMENT PM: Laurie McDermott

Work Mix: AVIATION PRESERVATION PROJECT Extra Description:

Cont. Class: EXTERN MNGD(NOT LAP)

Phase	Fund Code	FY 2018	FY 2019	FY 2020	FY 2021	FY 2022	5 Year Total	Unfunded
Capital Improvement/Operating	DPTO	\$600,000					\$600,000	
	LF	\$150,000					\$150,000	
Total For Project 437978.1		\$750,000					\$750,000	

440091.1 BELLE GLADE MUNICIPAL AIRPORT DESIGN AND CONSTRUCTION OF T-HANGARS PM: Laurie McDermott

Work Mix: AVIATION REVENUE/OPERATIONAL Extra Description:

Cont. Class: EXTERN MNGD(NOT LAP)

Phase	Fund Code	FY 2018	FY 2019	FY 2020	FY 2021	FY 2022	5 Year Total	Unfunded
Capital Improvement/Operating	DPTO		\$250,000	\$250,000			\$500,000	
Total For Project 440091.1			\$250,000	\$250,000			\$500,000	

440094.1BOCA RATON AIRPORT MASTER PLAN AND EALP

PM: Laurie McDermott

Work Mix: AVIATION CAPACITY PROJECT

Extra Description:

Cont. Class: EXTERN MNGD(NOT LAP)

Phase	Fund Code	FY 2018	FY 2019	FY 2020	FY 2021	FY 2022	5 Year Total	Unfunded
Capital Improvement/Operating	DDR			\$150,000			\$150,000	
	FAA			\$150,000			\$150,000	
	LF			\$150,000			\$150,000	
Total For Project 440094.1				\$450,000			\$450,000	

440098.1PALM BEACH INTERNATIONAL AIRPORT POWER SWEEPER

PM: Laurie McDermott

Work Mix: AVIATION REVENUE/OPERATIONAL

Extra Description:

Cont. Class: EXTERN MNGD(NOT LAP)

Phase	Fund Code	FY 2018	FY 2019	FY 2020	FY 2021	FY 2022	5 Year Total	Unfunded
Capital Improvement/Operating	DPTO			\$50,000			\$50,000	
	FAA			\$300,000			\$300,000	
	LF			\$50,000			\$50,000	
Total For Project 440098.1				\$400,000			\$400,000	

440099.1PALM BEACH INTERNATIONAL AIRPORT TAXIWAY CONNECTORS

PM: Laurie McDermott

Work Mix: AVIATION CAPACITY PROJECT

Extra Description: TAXIWAY CONNECTORS TO MAINTENANCE REDEVELOPMENT AREA

Cont. Class: EXTERN MNGD(NOT LAP)

Phase	Fund Code	FY 2018	FY 2019	FY 2020	FY 2021	FY 2022	5 Year Total	Unfunded
Capital Improvement/Operating	DPTO			\$1,000,000			\$1,000,000	
	LF			\$1,000,000			\$1,000,000	
Total For Project 440099.1				\$2,000,000			\$2,000,000	

440100.1PALM BEACH INT'L CONSTRUCT TAXIWAY TO 10L WEST DEVELOPMENT AREA

PM: Laurie McDermott

Work Mix: AVIATION CAPACITY PROJECT

Extra Description:

Cont. Class: EXTERN MNGD(NOT LAP)

Phase	Fund Code	FY 2018	FY 2019	FY 2020	FY 2021	FY 2022	5 Year Total	Unfunded
Capital Improvement/Operating	DPTO			\$2,500,000			\$2,500,000	
	LF			\$2,500,000			\$2,500,000	
Total For Project 440100.1				\$5,000,000			\$5,000,000	

HIGHWAY SYSTEM: 09 AVIATION

440101.1 PALM BEACH COUNTY GLADES AIRPORT EXPAND AIRCRAFT PARKING APRON PM: Laurie McDermott

Work Mix: AVIATION CAPACITY PROJECT Extra Description:

Cont. Class: EXTERN MNGD(NOT LAP)

Phase	Fund Code	FY 2018	FY 2019	FY 2020	FY 2021	FY 2022	5 Year Total	Unfunded
Capital Improvement/Operating	DPTO			\$1,200,000			\$1,200,000	
	LF			\$300,000			\$300,000	
Total For Project 440101.1				\$1,500,000			\$1,500,000	

440102.1 PALM BEACH COUNTY PARK AIRPORT RUNWAY 9-27 REHAB PM: Laurie McDermott

Work Mix: AVIATION PRESERVATION PROJECT Extra Description:

Cont. Class: EXTERN MNGD(NOT LAP)

Phase	Fund Code	FY 2018	FY 2019	FY 2020	FY 2021	FY 2022	5 Year Total	Unfunded
Capital Improvement/Operating	DPTO			\$600,000			\$600,000	
	LF			\$150,000			\$150,000	
Total For Project 440102.1				\$750,000			\$750,000	

440104.1 NORTH PALM BEACH COUNTY GENERAL AVIATION AIRPORT CONSTRUCT HANGARS PM: Laurie McDermott

Work Mix: AVIATION REVENUE/OPERATIONAL Extra Description:

Cont. Class: EXTERN MNGD(NOT LAP)

Phase	Fund Code	FY 2018	FY 2019	FY 2020	FY 2021	FY 2022	5 Year Total	Unfunded
Capital Improvement/Operating	DPTO			\$2,000,000			\$2,000,000	
	LF			\$500,000			\$500,000	
Total For Project 440104.1				\$2,500,000			\$2,500,000	

440105.1 NORTH PALM BEACH COUNTY GENERAL AVIATION RUNWAY 13/31 EXPANSION PM: Laurie McDermott

Work Mix: AVIATION PRESERVATION PROJECT Extra Description:

Cont. Class: EXTERN MNGD(NOT LAP)

Phase	Fund Code	FY 2018	FY 2019	FY 2020	FY 2021	FY 2022	5 Year Total	Unfunded
Capital Improvement/Operating	DPTO			\$500,000			\$500,000	
	FAA			\$9,000,000			\$9,000,000	
	LF			\$500,000			\$500,000	
Total For Project 440105.1				\$10,000,000			\$10,000,000	

HIGHWAY SYSTEM: 09 AVIATION

440664.1 PALM BEACH INTERNATIONAL AIRPORT CONCOURSE B EXPANSION PM: Laurie McDermott

Work Mix: AVIATION REVENUE/OPERATIONAL Extra Description:

Cont. Class: EXTERN MNGD(NOT LAP)

Phase	Fund Code	FY 2018	FY 2019	FY 2020	FY 2021	FY 2022	5 Year Total	Unfunded
Capital Improvement/Operating	DIS			\$8,500,000			\$8,500,000	
	LF			\$8,500,000			\$8,500,000	
Total For Project 440664.1				\$17,000,000			\$17,000,000	

	FY 2018	FY 2019	FY 2020	FY 2021	FY 2022	5 Year Total	SIS 2ND 5	Unfunded
HIGHWAY SYSTEM: 09 Total	\$20,679,758	\$16,265,000	\$41,350,000			\$78,294,758		

HIGHWAY SYSTEM: 10 RAIL

430458.2 SFRTA NEW STATION STUDY AREA, N. OF GLADES RD. TO N. OF PALMETTO PK RD PM: Leila Mousseau

Work Mix: RAIL REVENUE/OPERATIONA IMPR Extra Description: 2016 MPO PRIORITY #10 CONSTRUCTION PD&E AND DESIGN UNDER 430458-1

Cont. Class: LOCAL AGCY PGM (LAP)

Phase	Fund Code	FY 2018	FY 2019	FY 2020	FY 2021	FY 2022	5 Year Total	Unfunded
JPA/LAP Construction	SU		\$8,500,000				\$8,500,000	
	TRIP		\$8,500,000				\$8,500,000	
Total For Project 430458.2			\$17,000,000				\$17,000,000	

434948.2 NORTHWOOD CONNECTION FROM CSX MAINLINE TO FEC MAINLINE PM: Casey Graham

Work Mix: RAIL CAPACITY PROJECT Extra Description: TIGER GRANT 2013 NEW SEGMENT CONNECTION FROM CSX SEGMENT 93929001 MP 967.84 TO FEC SEGMENT 93929015 MP 297.43 (SOUTH)

Cont. Class: TALLAHASSEE LET

Phase	Fund Code	FY 2018	FY 2019	FY 2020	FY 2021	FY 2022	5 Year Total	Unfunded
RW Support	DS			\$128,093			\$128,093	
Construction	TRIP	\$11,000,491					\$11,000,491	
CEI	DIH	\$279,285					\$279,285	
	TRIP	\$1,196,236					\$1,196,236	
Total For Project 434948.2		\$12,476,012		\$128,093			\$12,604,105	

HIGHWAY SYSTEM: 10 RAIL

434948.3		NORTHWOOD CONNECTION FROM CSX MAINLINE TO FEC MAINLINE		PM: Marjorie Hilaire	
Work Mix:	RAIL CAPACITY PROJECT	Extra Description:	WORK NECESSARY TO TIE-IN THE NEW NORTHWOOD CONNECTION TO THE FEC RAIL LINE. WORK PERFORMED BY FEC.		
Cont. Class:	EXTERN MNGD(NOT LAP)				

Phase	Fund Code	FY 2018	FY 2019	FY 2020	FY 2021	FY 2022	5 Year Total	Unfunded
Capital Improvement/Operating	TRIP	\$2,087,645					\$2,087,645	
Total For Project 434948.3		\$2,087,645					\$2,087,645	

434948.4	NORTHWOOD CONNECTION FROM CSX MAINLINE TO FEC MAINLINE			PM: Robert Bostian	
Work Mix:	RAIL CAPACITY PROJECT	Extra Description:	WORK NECESSARY TO TIE-IN THE NEW NORTHWOOD CONNECTION TO THE SOUTH FLORIDA RAIL CORRIDOR. WORK PERFORMED BY SFRTA.		
Cont. Class:	EXTERN MNGD(NOT LAP)				

Phase	Fund Code	FY 2018	FY 2019	FY 2020	FY 2021	FY 2022	5 Year Total	Unfunded
Capital Improvement/Operating	TRIP	\$2,087,644					\$2,087,644	
Total For Project 434948.4		\$2,087,644					\$2,087,644	

435343.2		QUIET/SAFETY IMPVMTS FEC CROSSINGS-COUNTYWIDE		PM: Birgit Olkuch	
Work Mix:	RAIL SAFETY PROJECT		Extra Description:	2016 MPO PRIORITY #6 NORTH COUNTY FOR DESIGN AND CONSTRUCTION SERVICES	
Cont. Class:	MISC - NO LETTING				

Phase	Fund Code	FY 2018	FY 2019	FY 2020	FY 2021	FY 2022	5 Year Total	Unfunded
Construction	SU	\$2,238,720					\$2,238,720	
Total For Project 435343.2		\$2,238,720					\$2,238,720	

437073.1	SOUTH FLORIDA RAIL CORRIDOR CAPACITY IMPROVEMENTS AT BOCA RATON			PM: Birgit Olkuch
Work Mix:	RAIL CAPACITY PROJECT	Extra Description:	ADD NEW SIDING SOUTH OF BOCA RATON TRI-RAIL STATION PMSX 992.60 TO MPSX 993.15	
Cont. Class:	EXTERN MNGD(NOT LAP)			

Phase	Fund Code	FY 2018	FY 2019	FY 2020	FY 2021	FY 2022	5 Year Total	Unfunded
Capital Improvement/Operating	TRIP	\$352,280					\$352,280	
Total For Project 437073.1		\$352,280					\$352,280	

HIGHWAY SYSTEM: 10 RAIL

437074.1 NEW TRI-RAIL STATION AT PALM BEACH INTERNATIONAL AIRPORT PM: Birgit Olkuch

Work Mix: RAIL CAPACITY PROJECT Extra Description: AT SR-80/SOUTHERN BLVD. AND I-95

Cont. Class: EXTERN MNGD(NOT LAP)

Phase	Fund Code	FY 2018	FY 2019	FY 2020	FY 2021	FY 2022	5 Year Total	Unfunded
Capital Improvement/Operating	TRIP	\$250,000					\$250,000	
Total For Project 437074.1		\$250,000					\$250,000	

439229.1 SOUTH CENTRAL FLORIDA EXPRESS PM: ED LEE

Work Mix: RAIL CAPACITY PROJECT Extra Description: SOUTHEAST RAIL EXTENSION

Cont. Class: EXTERN MNGD(NOT LAP)

Phase	Fund Code	FY 2018	FY 2019	FY 2020	FY 2021	FY 2022	5 Year Total	Unfunded
Capital Improvement/Operating	DPTO	\$2,279,897					\$2,279,897	
	GMR	\$2,720,103	\$1,095,997				\$3,816,100	
	LF	\$1,666,667	\$8,295,208				\$9,961,875	
	SIWR		\$23,789,628				\$23,789,628	
Total For Project 439229.1		\$6,666,667	\$33,180,833				\$39,847,500	

440812.1 SR-882/FOREST HILL BLV SFRC CROSSING # 628139W REHABILITATION PM: Maurice Borrows

Work Mix: RAIL PRESERVATION PROJECT Extra Description:

Cont. Class: MISC - NO LETTING

Phase	Fund Code	FY 2018	FY 2019	FY 2020	FY 2021	FY 2022	5 Year Total	Unfunded
Construction	DL	\$703,590					\$703,590	
Total For Project 440812.1		\$703,590					\$703,590	

	FY 2018	FY 2019	FY 2020	FY 2021	FY 2022	5 Year Total	SIS 2ND 5	Unfunded
HIGHWAY SYSTEM: 10 Total	\$26,862,558	\$50,180,833	\$128,093			\$77,171,484		

HIGHWAY SYSTEM: 11 SEAPORT

434833.1 PORT OF PALM BEACH BERTH 1 EXPANSION PM: Lauren Rand

Work Mix: SEAPORT CAPACITY PROJECT Extra Description: BERTH 1 EXPANSION AT THE PORT OF PALM BEACH

Cont. Class: EXTERN MNGD(NOT LAP)

Phase	Fund Code	FY 2018	FY 2019	FY 2020	FY 2021	FY 2022	5 Year Total	Unfunded
Capital Improvement/Operating	DIS		\$3,000,000				\$3,000,000	
	LF		\$3,000,000				\$3,000,000	
Total For Project 434833.1			\$6,000,000				\$6,000,000	

440705.1 PORT OF PALM BEACH UPLAND CARGO IMPROVEMENTS PM: Lauren Rand

Work Mix: SEAPORT CAPACITY PROJECT Extra Description:

Cont. Class: EXTERN MNGD(NOT LAP)

Phase	Fund Code	FY 2018	FY 2019	FY 2020	FY 2021	FY 2022	5 Year Total	Unfunded
Capital Improvement/Operating	LF	\$2,000,000					\$2,000,000	
	PORT	\$2,000,000					\$2,000,000	
Total For Project 440705.1		\$4,000,000					\$4,000,000	

	FY 2018	FY 2019	FY 2020	FY 2021	FY 2022	5 Year Total	SIS 2ND 5	Unfunded
HIGHWAY SYSTEM: 11 Total	\$4,000,000	\$6,000,000				\$10,000,000		

HIGHWAY SYSTEM: 13 NON-SYSTEM SPECIFIC

229554.9 PALM BEACH OPERATIONS GENERAL CEI SUPPORT PM: Stacey Sasala

Work Mix: INSPECT CONSTRUCTION PROJS. Extra Description: PB OPS CENTER CEI CONTRACT

Cont. Class: MISC - NO LETTING

Phase	Fund Code	FY 2018	FY 2019	FY 2020	FY 2021	FY 2022	5 Year Total	Unfunded
CEI	DS	\$175,000					\$175,000	
Total For Project 229554.9		\$175,000					\$175,000	

431199.1 PALM BEACH OPERATIONS GENERAL CEI SUPPORT PM: Stacey Sasala

Work Mix: INSPECT CONSTRUCTION PROJS. Extra Description:

Cont. Class: MISC - NO LETTING

Phase	Fund Code	FY 2018	FY 2019	FY 2020	FY 2021	FY 2022	5 Year Total	Unfunded
CEI	DDR	\$100,000	\$100,000	\$100,000			\$300,000	
Total For Project 431199.1		\$100,000	\$100,000	\$100,000			\$300,000	

HIGHWAY SYSTEM: 13 NON-SYSTEM SPECIFIC

431199.2		PALM BEACH OPERATIONS GENERAL CEI SUPPORT				PM: Stacey Sasala			
Work Mix:	INSPECT CONSTRUCTION PROJS.		Extra Description:						
Cont. Class:	MISC - NO LETTING								
	Phase	Fund Code	FY 2018	FY 2019	FY 2020	FY 2021	FY 2022	5 Year Total	Unfunded
CEI		DDR		\$200,000	\$200,000	\$200,000	\$100,000	\$700,000	
		DIH		\$5,000				\$5,000	
Total For Project 431199.2				\$205,000	\$200,000	\$200,000	\$100,000	\$705,000	

431199.3	PALM BEACH OPERATIONS GENERAL CEI SUPPORT				PM: Stacey Sasala				
Work Mix:	INSPECT CONSTRUCTION PROJS.		Extra Description:						
Cont. Class:	MISC - NO LETTING								
	Phase	Fund Code	FY 2018	FY 2019	FY 2020	FY 2021	FY 2022	5 Year Total	Unfunded
CEI		DDR				\$200,000	\$200,000	\$400,000	
Total For Project 431199.3						\$200,000	\$200,000	\$400,000	

431199.4	PALM BEACH OPERATIONS GENERAL CEI SUPPORT				PM: Stacey Sasala				
Work Mix:	INSPECT CONSTRUCTION PROJS.		Extra Description:						
Cont. Class:	MISC - NO LETTING								
	Phase	Fund Code	FY 2018	FY 2019	FY 2020	FY 2021	FY 2022	5 Year Total	Unfunded
CEI		DDR			\$200,000	\$200,000	\$200,000	\$600,000	
Total For Project 431199.4					\$200,000	\$200,000	\$200,000	\$600,000	

432790.1 PALM BEACH OPERATIONS CONTINUING CEI SUPPORT			PM: Stacey Sasala						
Work Mix:	INSPECT CONSTRUCTION PROJS.		Extra Description:						
Cont. Class:	MISC - NO LETTING								
	Phase	Fund Code	FY 2018	FY 2019	FY 2020	FY 2021	FY 2022	5 Year Total	Unfunded
CEI		DDR	\$50,000					\$50,000	
Total For Project 432790.1			\$50,000					\$50,000	

HIGHWAY SYSTEM: 13 NON-SYSTEM SPECIFIC

433731.1 PALM BEACH OPERATIONS CONTINUING CEI SUPPORT			PM: Stacey Sasala						
Work Mix:	INSPECT CONSTRUCTION PROJS.	Extra Description:	5YR/\$5M CONTRACT, TASK WORK ORDER DRIVEN						
Cont. Class:	MISC - NO LETTING								
	Phase	Fund Code	FY 2018	FY 2019	FY 2020	FY 2021	FY 2022	5 Year Total	Unfunded
	CEI	DDR		\$100,000	\$100,000			\$200,000	
Total For Project 433731.1				\$100,000	\$100,000			\$200,000	

433738.1		PALM BEACH OPERATION CONTINUING CEI INSPECTION SUPPORT				PM: Stacey Sasala				
Work Mix:	INSPECT CONSTRUCTION PROJS.		Extra Description:							
Cont. Class:	MISC - NO LETTING									
	Phase	Fund Code	FY 2018	FY 2019	FY 2020	FY 2021	FY 2022	5 Year Total	Unfunded	
CEI		DDR		\$200,000	\$200,000	\$200,000		\$600,000		
		DIH		\$2,000				\$2,000		
Total For Project 433738.1				\$202,000	\$200,000	\$200,000		\$602,000		

438387.1	VIDEO CAMERA DETECTION - MULTIPLE LOCATIONS				PM: May Cheng				
Work Mix:	TRAFFIC CONTROL DEVICES/SYSTEM		Extra Description:		2016 MPO PRIORITY #14-10-LI 27 LOCATIONS, REPLACE INDUCTIVE LOOPS WITH VIDEO CAMERA DETECTION.				
Cont. Class:	TALLAHASSEE LET								
	Phase	Fund Code	FY 2018	FY 2019	FY 2020	FY 2021	FY 2022	5 Year Total	Unfunded
P.E.		SU	\$60,000					\$60,000	
Construction		SU			\$1,474,453			\$1,474,453	
CEI		SU			\$280,452			\$280,452	
Total For Project 438387.1			\$60,000		\$1,754,905			\$1,814,905	

439325.1	PALM BEACH UPWP FY 2016/2017-2017/2018				PM: Yanique Kelly				
Work Mix:	TRANSPORTATION PLANNING		Extra Description:						
Cont. Class:	EXTERN MNGD(NOT LAP)								
	Phase	Fund Code	FY 2018	FY 2019	FY 2020	FY 2021	FY 2022	5 Year Total	Unfunded
	Planning	PL	\$1,136,455					\$1,136,455	
Total For Project 439325.1			\$1,136,455					\$1,136,455	

HIGHWAY SYSTEM: 13 NON-SYSTEM SPECIFIC

439325.2 PALM BEACH UPWP FY 2018/2019-2019/2020 **PM:** Yanique Kelly

Work Mix: TRANSPORTATION PLANNING **Extra Description:**

Cont. Class: EXTERN MNGD(NOT LAP)

Phase	Fund Code	FY 2018	FY 2019	FY 2020	FY 2021	FY 2022	5 Year Total	Unfunded
Planning	PL		\$1,255,081	\$1,293,980			\$2,549,061	
Total For Project 439325.2			\$1,255,081	\$1,293,980			\$2,549,061	

439325.3 PALM BEACH UPWP FY 2020/2021-2021/2022 **PM:** Yanique Kelly

Work Mix: TRANSPORTATION PLANNING **Extra Description:**

Cont. Class: EXTERN MNGD(NOT LAP)

Phase	Fund Code	FY 2018	FY 2019	FY 2020	FY 2021	FY 2022	5 Year Total	Unfunded
Planning	PL				\$1,293,980	\$1,293,980	\$2,587,960	
Total For Project 439325.3					\$1,293,980	\$1,293,980	\$2,587,960	

439404.2 SR-5/US-1/BROADWAY AVE FROM 25TH ST TO 42ND ST **PM:** Lisa Maack

Work Mix: BIKE PATH/TRAIL **Extra Description:** SUNTRAIL FY2017 TRAIL PROJECT ORIGINALLY ASSOCIATED WITH 439404-1

Cont. Class: MISC - NO LETTING

Phase	Fund Code	FY 2018	FY 2019	FY 2020	FY 2021	FY 2022	5 Year Total	Unfunded
P.E.	TLWR	\$150,000					\$150,000	
Total For Project 439404.2		\$150,000					\$150,000	

440046.1 SR-802/LAKE WORTH ROAD ROUNDABOUT PEDESTRIAN IMPROVEMENTS **PM:** John Olson

Work Mix: PEDESTRIAN SAFETY IMPROVEMENT **Extra Description:** 2016 MPO PRIORITY #16-6-LI FDOT TO ADMINISTER THE PROJECT ON BEHALF OF LAKE WORTH ALSO INCLUDES SIDEWALK ON E SIDE OF ERIE ST FROM LAKE OSBORNE DR TO LAKE WORTH RD; MID-BLOCK CROSSING ON LAKE OSBORNE DR EAST OF ERIE ST

Cont. Class: TALLAHASSEE LET

Phase	Fund Code	FY 2018	FY 2019	FY 2020	FY 2021	FY 2022	5 Year Total	Unfunded
P.E.	SU			\$454,000			\$454,000	
ENV	SU				\$105,000		\$105,000	
Total For Project 440046.1				\$454,000	\$105,000		\$559,000	

	FY 2018	FY 2019	FY 2020	FY 2021	FY 2022	5 Year Total	SIS 2ND 5	Unfunded
HIGHWAY SYSTEM: 13 Total	\$1,671,455	\$1,862,081	\$4,302,885	\$2,198,980	\$1,793,980	\$11,829,381		

HIGHWAY SYSTEM: 16 OFF STATE HWY SYS/OFF FED SYS

HIGHWAY SYSTEM: 16 OFF STATE HWY SYS/OFF FED SYS

436894.1	FOUR(4) BRIDGE REPLACEMENTS THROUGHOUT PALM BEACH COUNTY			PM: Maria Formoso					
Work Mix:	BRIDGE REPLACEMENT	Extra Description:	2016 MPO PRIORITY #14-5-LI SANDALFOOT @ E-1-E CANAL (BRIDGE #934403) NEW ENGLAND BLVD. @ E-1 CANAL (BRIDGE #934904) EL CLAIRE RANCH RD. @ L-30 CANAL (BRIDGE #934419) SEMINOLE DR. @ L-16 CANAL_(BRIDGE#934319) SEE WP45 FOR ADDITIONAL COMMENTS DESIGN FOR FOUR OFF-SYSTEM BRIDGES THROUGHOUT PALM BEACH CTY CONSTRUCTION PROGRAMMED ON -2/-3/-4/-5 RESPECTIVELY 3202=SURVEY						
Cont. Class:	TALLAHASSEE LET								
	Phase	Fund Code	FY 2018	FY 2019	FY 2020	FY 2021	FY 2022	5 Year Total	Unfunded
	ENV	SU	\$40,000					\$40,000	
Total For Project 436894.1			\$40,000					\$40,000	
436894.2	EL CLAIRE RANCH ROAD OVER LWDD L-30 CANAL			PM: Maria Formoso					
Work Mix:	BRIDGE REPLACEMENT	Extra Description:	2016 MPO PRIORITY #14-5-LI DESIGN ON 436894-1						
Cont. Class:	TALLAHASSEE LET								
	Phase	Fund Code	FY 2018	FY 2019	FY 2020	FY 2021	FY 2022	5 Year Total	Unfunded
	Construction	SU			\$1,052,977			\$1,052,977	
	CEI	SU			\$281,761			\$281,761	
Total For Project 436894.2					\$1,334,738			\$1,334,738	
436894.3	NEW ENGLAND BLVD. OVER LWDD E-1 CANAL			PM: Maria Formoso					
Work Mix:	BRIDGE REPLACEMENT	Extra Description:	2016 MPO PRIORITY #14-5-LI DESIGN ON 436894-1						
Cont. Class:	TALLAHASSEE LET								
	Phase	Fund Code	FY 2018	FY 2019	FY 2020	FY 2021	FY 2022	5 Year Total	Unfunded
	Construction	SU			\$553,878			\$553,878	
	CEI	SU			\$221,468			\$221,468	
Total For Project 436894.3					\$775,346			\$775,346	
436894.4	SEMINOLE DRIVE @ L-16 CANAL			PM: Maria Formoso					
Work Mix:	BRIDGE REPLACEMENT	Extra Description:	2016 MPO PRIORITY #14-5-LI DESIGN ON 436894-1						
Cont. Class:	TALLAHASSEE LET								
	Phase	Fund Code	FY 2018	FY 2019	FY 2020	FY 2021	FY 2022	5 Year Total	Unfunded
	Construction	SU			\$403,575			\$403,575	
	CEI	SU			\$198,261			\$198,261	
Total For Project 436894.4					\$601,836			\$601,836	

HIGHWAY SYSTEM: 16 OFF STATE HWY SYS/OFF FED SYS

436894.5 SANDALFOOT BLVD OVER LWDD E-1-E CANAL - BRIDGE #934403 PM: Maria Formoso

Work Mix: BRIDGE REPLACEMENT Extra Description: 2016 MPO PRIORITY #14-5-LI DESIGN ON 436894-1

Cont. Class: TALLAHASSEE LET

Phase	Fund Code	FY 2018	FY 2019	FY 2020	FY 2021	FY 2022	5 Year Total	Unfunded
Construction	SU			\$661,676			\$661,676	
CEI	SU			\$220,184			\$220,184	
Total For Project 436894.5				\$881,860			\$881,860	

436899.1 HAMLIN BOULEVARD FROM 190TH STREET TO 180TH AVENUE NORTH PM: Ronald Kareiva

Work Mix: SIDEWALK Extra Description: 2016 MPO PRIORITY #14-9-LI

Cont. Class: TALLAHASSEE LET

Phase	Fund Code	FY 2018	FY 2019	FY 2020	FY 2021	FY 2022	5 Year Total	Unfunded
P.E.	SU	\$260,000					\$260,000	
Construction	SU			\$418,975			\$418,975	
CEI	SU			\$178,874			\$178,874	
ENV	SU		\$40,000				\$40,000	
Total For Project 436899.1		\$260,000	\$40,000	\$597,849			\$897,849	

436932.1 NORTH SHORE NEIGHBORHOOD MULTIPLE STREET SIDEWALK PM: Sunshine Cayubit

Work Mix: SIDEWALK Extra Description: 2016 MPO TAP PRIORITY #14-2 LAP WITH CITY OF WEST PALM BEACH (SEE SEGMENT COMMENTS FOR SPECIFIC LOCATIONS WP45) PINEHURST DRIVE FROM WAVERLY DRIVE TO LATONA DRIVE; ECHO LAKE DRIVE FROM WAVERLY DRIVE TO LATONA DRIVE; 43RD AND 42ND STREET TO NORTH SHORE DRIVE; ADAMS AVE FROM 39TH STREET TO 40TH STREET; IRWIN AVE AND 44TH STREET; BROOKS AVE FROM 42ND STREET TO 44TH STREET AND; 39TH STREET AND 40TH STREET HADEN AVENUE FROM ECHO LAKE DRIVE, 37TH ST TO PINEHURST DRIVE; HILTONIA CIRCLE AND OAKMOUNT DRIVE; HILTONIA CIRCLE FROM OAKMOUNT DRIVE TO PINEHURST DRIVE; PINEHURST DRIVE AND 37TH STREET TO NORTH SHORE DRIVE; NORTH SHORE DRIVE AND 39TH STREET; AND NORTH SHORE DRIVE TO ECHO LAKE DRIVE

Cont. Class: LOCAL AGCY PGM (LAP)

Phase	Fund Code	FY 2018	FY 2019	FY 2020	FY 2021	FY 2022	5 Year Total	Unfunded
JPA/LAP Construction	LF	\$83,495					\$83,495	
	TALT	\$417,475					\$417,475	
CEI	TALT	\$17,029					\$17,029	
JPA/LAP CEI	TALT	\$50,097					\$50,097	
Total For Project 436932.1		\$568,096					\$568,096	

HIGHWAY SYSTEM: 16 OFF STATE HWY SYS/OFF FED SYS

438290.1	VILLAGE OF ROYAL PALM BEACH - VARIOUS LOCATIONS			PM: Sunshine Cayubit					
Work Mix:	SIDEWALK	Extra Description:	2016 MPO TAP PRIORITY #15-3 LAP W/VILLAGE OF ROYAL PALM BEACH INCLUDES SIDEWALKS LOCATED NEAR 78 INTERSECTIONS ALSO INCLUDES DRAINAGE						
Cont. Class:	LOCAL AGCY PGM (LAP)								
Phase	Fund Code	FY 2018	FY 2019	FY 2020	FY 2021	FY 2022	5 Year Total	Unfunded	
JPA/LAP Construction	LFP		\$147,819				\$147,819		
	TALT		\$538,928				\$538,928		
	TALU		\$50,166				\$50,166		
CEI	TALT		\$23,423				\$23,423		
JPA/LAP CEI	LFP		\$3,000				\$3,000		
	TALT		\$70,692				\$70,692		
Total For Project 438290.1			\$834,028				\$834,028		

438306.1		BINKS POINT FROM FLYING COW RD TO APPROX 1,100 FT W OF BINKS FOREST RD			PM: Sunshine Cayubit				
Work Mix:	PEDESTRIAN/WILDLIFE OVERPASS		Extra Description:	2016 MPO TAP PRIORITY #15-2 LAP W/THE VILLAGE OF WELLINGTON PEDESTRIAN BRIDGE OVER CANAL, MULTI-USE PATH, CROSSWALK					
Cont. Class:	LOCAL AGCY PGM (LAP)								
Phase		Fund Code	FY 2018	FY 2019	FY 2020	FY 2021	FY 2022	5 Year Total	Unfunded
JPA/LAP Construction		LFP		\$150,334				\$150,334	
		TALT		\$123,703				\$123,703	
		TALU		\$247,835				\$247,835	
CEI		TALU		\$20,047				\$20,047	
Total For Project 438306.1				\$541,919				\$541,919	

438385.1	WEST PALM BEACH - VARIOUS LOCATIONS			PM: Sunshine Cayubit				
Work Mix:	SIDEWALK	Extra Description:	2016 MPO TAP PRIORITY #15-5 LAP W/CITY OF WEST PALM BEACH					
Cont. Class:	LOCAL AGCY PGM (LAP)							
Phase	Fund Code	FY 2018	FY 2019	FY 2020	FY 2021	FY 2022	5 Year Total	Unfunded
JPA/LAP Construction	LFP		\$150,346				\$150,346	
	TALT		\$178,172				\$178,172	
	TALU		\$443,614				\$443,614	
CEI	TALU		\$24,304				\$24,304	
JPA/LAP CEI	TALU		\$77,214				\$77,214	
Total For Project 438385.1			\$873,650				\$873,650	

HIGHWAY SYSTEM: 16 OFF STATE HWY SYS/OFF FED SYS

440012.1 ROOSEVELT ESTATES SIDEWALKS - VARIOUS LOCATIONS

PM: Sunshine Cayubit

Work Mix: BIKE PATH/TRAIL Extra Description: 2016 MPO TAP PRIORITY #16-3 LAP W/CITY OF WEST PALM BEACH

Cont. Class: LOCAL AGCY PGM (LAP)

Phase	Fund Code	FY 2018	FY 2019	FY 2020	FY 2021	FY 2022	5 Year Total	Unfunded
P.E.	TALT	\$5,000					\$5,000	
JPA/LAP Construction	LF			\$379,355			\$379,355	
	TALU			\$402,982			\$402,982	
CEI	TALU			\$28,470			\$28,470	
JPA/LAP CEI	TALT			\$93,880			\$93,880	
Total For Project 440012.1		\$5,000		\$904,687			\$909,687	

440014.1 AERO CLUB DRIVE FROM GREENBRIAR BLVD TO BINKS FOREST DR

PM: Sunshine Cayubit

Work Mix: BIKE PATH/TRAIL Extra Description: 2016 MPO TAP PRIORITY #16-1 LAP W/VILLAGE OF WELLINGTON

Cont. Class: LOCAL AGCY PGM (LAP)

Phase	Fund Code	FY 2018	FY 2019	FY 2020	FY 2021	FY 2022	5 Year Total	Unfunded
P.E.	TALU	\$5,000					\$5,000	
JPA/LAP Construction	LF			\$89,627			\$89,627	
	TALT			\$597,514			\$597,514	
CEI	TALU			\$25,615			\$25,615	
JPA/LAP CEI	TALT			\$47,801			\$47,801	
Total For Project 440014.1		\$5,000		\$760,557			\$765,557	

440015.1 NORTH SHORE PEDESTRIAN BRIDGE

PM: Sunshine Cayubit

Work Mix: PEDESTRIAN/WILDLIFE OVERPASS Extra Description: 2016 MPO TAP PRIORITY #16-2 LAP W/CITY OF WEST PALM BEACH

Cont. Class: LOCAL AGCY PGM (LAP)

Phase	Fund Code	FY 2018	FY 2019	FY 2020	FY 2021	FY 2022	5 Year Total	Unfunded
P.E.	TALU	\$5,000					\$5,000	
JPA/LAP Construction	LF			\$266,115			\$266,115	
	TALU			\$710,158			\$710,158	
CEI	TALU			\$33,730			\$33,730	
Total For Project 440015.1		\$5,000		\$1,010,003			\$1,015,003	

HIGHWAY SYSTEM: 16 OFF STATE HWY SYS/OFF FED SYS

440017.1 ALLEY ENHANCEMENT FROM SE 10TH ST TO SOUTH OF ATLANTIC AVE PM: Sunshine Cayubit

Work Mix: BIKE PATH/TRAIL Extra Description: 2016 MPO TAP PRIORITY #16-4 LAP W/CITY OF DELRAY BEACH ALLEY IS BETWEEN SE 4TH AVE AND SE 5TH AVE

Cont. Class: LOCAL AGCY PGM (LAP)

Phase	Fund Code	FY 2018	FY 2019	FY 2020	FY 2021	FY 2022	5 Year Total	Unfunded
P.E.	TALU	\$5,000					\$5,000	
JPA/LAP Construction	LF			\$1,821,610			\$1,821,610	
	TALT			\$339,193			\$339,193	
	TALU			\$326,197			\$326,197	
CEI	TALU			\$79,610			\$79,610	
Total For Project 440017.1		\$5,000		\$2,566,610			\$2,571,610	

440041.1 CONGRESS AVE FROM C-15 CANAL TO SR-806/W ATLANTIC AVE PM: Sunshine Cayubit

Work Mix: BIKE LANE/SIDEWALK Extra Description: 2016 MPO PRIORITY #16-1-LI LAP WITH CITY OF DELRAY BEACH PROJECT INCLUDES: BIKE LANE RELOCATION AT INTERSECTIONS: BIG BLUE TRACE AND WELLINGTON TRACE; SOUTH SHORE BLVD AND AND PIERSON ROAD.; LAKE WORTH ROAD AND SOUTH SHORE BLVD. ****SEE WP45 SCREEN FOR ADDITIONAL PROJECT INFO**** LANE ELIMINATION FROM A DIVIDED 6-LANE ROADWAY TO A DIVIDED 4-LANE ROADWAY. PROJECT ALSO INCLUDES MEDIAN, BIKE LANES, AND SIDEWALK.

Cont. Class: LOCAL AGCY PGM (LAP)

Phase	Fund Code	FY 2018	FY 2019	FY 2020	FY 2021	FY 2022	5 Year Total	Unfunded
P.E.	SU		\$5,000				\$5,000	
JPA/LAP Construction	SU				\$4,954,090		\$4,954,090	
CEI	SU				\$154,000		\$154,000	
Total For Project 440041.1			\$5,000		\$5,108,090		\$5,113,090	

440044.1 BIG BLUE TRACE FROM SOUTH SHORE BLVD TO WELLINGTON TRACE PM: Christine Fasiska

Work Mix: BIKE LANE/SIDEWALK Extra Description: 2016 MPO PRIORITY #16-4-LI LAP WITH THE VILLAGE OF WELLINGTON 4-FT BICYCLE LANES AND ENHANCED CROSSWALK STRIPING AT SOUTH SHORE BLVD.;

Cont. Class: LOCAL AGCY PGM (LAP)

Phase	Fund Code	FY 2018	FY 2019	FY 2020	FY 2021	FY 2022	5 Year Total	Unfunded
P.E.	SU		\$5,000				\$5,000	
JPA/LAP Construction	LF				\$86,429		\$86,429	
	SU				\$576,192		\$576,192	
CEI	SU				\$25,000		\$25,000	
Total For Project 440044.1			\$5,000		\$687,621		\$692,621	

	FY 2018	FY 2019	FY 2020	FY 2021	FY 2022	5 Year Total	SIS 2ND 5	Unfunded
HIGHWAY SYSTEM: 16 Total	\$888,096	\$2,299,597	\$9,433,486	\$5,795,711		\$18,416,890		
Palm Beach Total	\$259,243,639	\$355,129,901	\$225,723,284	\$285,394,374	\$290,272,567	\$1,415,763,765	\$365,642,828	\$54,609,306

Glossary of Terms and Accronyms	
Box	Funds for supplementals, overruns, litigation, AC conversions
Capital Improvement / Operating	Capital Improvements and/or Operating Costs
CEI	Construction Engineering Inspection
Design Build	Includes all phases, let as one contract for PE, Construction. Let in the District
District Contract	Contracts let in the District
Extern Mngd (Not LAP)	Joint Particiapation Agreement - Interagency method to exchange funds
FM #	Financial Management Number, aka Financial Project ID
Force Account	Force account / external
JPA	Joint Participation Agreement - Interagency method to exchange funds
Local Agcy Pgm (LAP)	Local Agency Program - Interagency method to exchange funds
PD&E	Project Development and Environmental (studies)
PE	Preliminary Engineering
PTO	Public Transportation
R/W	Right of Way
ROW	Right of Way
ROW Adv. Acq.	Advanced Acquisition of Right of Way only.
SA	Supplemental Agreement
To Be Let	Contract let in Tallahassee



Florida's Turnpike Enterprise
Tentative Five-Year Work Program - FY 2017/18 thru FY 2021/22
Summary of Projects
FDOT District Four



DISTRICT FOUR PROJECT OVERVIEW

Florida's Turnpike Enterprise continues to make significant project investments in District Four. In fiscal years 2016 and 2017, current Turnpike projects total over \$81 million within Broward, Palm Beach, and Indian River Counties.

The following summarizes project phase information that is referenced in subsequent project tables.

Phase		Funding Code
ENV	Environmental	C2, C8
PE	Preliminary Engineering	31, 32
ROW	Right of Way	41, 43, 45, 4B
RRU	Railroad and Utilities	56, 57
CST	Construction	52, 53, 54, 58, 61, 62

Summary of Major Project Funding by Project Type

The table below summarizes the funding programmed for the major Turnpike projects in the Tentative Five-Year Work Program (FY 2017/2018 through FY 2021/2022) that are located in District Four.

Project Type	Fiscal Year					5 Year Total
	FY 2018	FY 2019	FY 2020	FY 2021	FY 2022	
Add Lanes & Reconstruction	\$392,412,000	\$228,349,000	\$142,460,000	\$157,095,000	\$264,410,000	\$1,184,726,000
Resurfacing	\$89,485,000	\$47,082,000	\$0	\$0	\$0	\$136,567,000
All-Electronic Tolling Conversion	\$7,050,000	\$91,266,000	\$0	\$0	\$0	\$98,316,000
Major Projects Total	\$488,947,000	\$366,697,000	\$142,460,000	\$157,095,000	\$264,410,000	\$1,419,609,000

Summary of Major Projects by County

The major Turnpike project expenditures by county in the Tentative Five-Year Work Program are shown in the table below. The five-year funding amount for AET Phase 8 (\$98,316,000), a major project spanning Palm Beach, St Lucie, Martin, and Indian River Counties in District Four, Osceola County in District Five, and Okeechobee County in District One is included in the "Regional Projects" row.

County	Fiscal Year					5 Year Total
	FY 2018	FY 2019	FY 2020	FY 2021	FY 2022	
Broward	\$222,231,000	\$226,023,000	\$142,360,000	\$157,095,000	\$19,823,000	\$767,532,000
Palm Beach	\$182,713,000	\$28,384,000	\$100,000	\$0	\$244,587,000	\$455,784,000
St. Lucie	\$33,952,000	\$21,024,000	\$0	\$0	\$0	\$54,976,000
Martin	\$43,001,000	\$0	\$0	\$0	\$0	\$43,001,000
Regional Projects	\$7,050,000	\$91,266,000	\$0	\$0	\$0	\$98,316,000
Total	\$488,947,000	\$366,697,000	\$142,460,000	\$157,095,000	\$264,410,000	\$1,419,609,000



Florida's Turnpike Enterprise

Tentative Five-Year Work Program - FY 2017/18 thru FY 2021/22

Summary of Projects

FDOT District Four



Broward County Projects



Widen the Turnpike/SR 91 from Atlantic Boulevard/SR 814 (MP 66) to Wiles Road (MP 70) – FPN: 406150-1

This project widens a four-mile segment of the Turnpike/SR 91 from Atlantic Boulevard to Wiles Road. This widening will increase the number of travel lanes from six to ten. These new lanes will be express lanes, and this project includes major bridge widening and replacements, and pavement milling and resurfacing. This project also includes improvements to the Coconut Creek Parkway and Sample Road Interchanges.

Phase	Fiscal Year					5 Year Total
	FY 2018	FY 2019	FY 2020	FY 2021	FY 2022	
ENV	\$250,000	\$0	\$0	\$0	\$0	\$250,000
ROW	\$5,267,000	\$0	\$0	\$0	\$0	\$5,267,000
RRU	\$0	\$2,000,000	\$0	\$0	\$0	\$2,000,000
CST	\$0	\$220,392,000	\$0	\$270,000	\$0	\$220,662,000
Total	\$5,517,000	\$222,392,000	\$0	\$270,000	\$0	\$228,179,000



Widen the Turnpike/SR 821 from NW 57th Avenue (MP 43) to Miramar Toll Plaza (MP 47) – FPN: 429328-1,-2

This project adds two lanes in both directions on the Turnpike/SR 821 from NW 57th Avenue/Red Road to the Miramar Toll Plaza, creating an eight-lane section between the interchange and the toll plaza. This project includes express lanes. The project also widens the southbound off-ramp at NW 57th Avenue to two lanes and provides turn-lane improvements on NW 57th Avenue (previously included in FPN 423371-2). This project also includes widening the existing bridge structures and stormwater/drainage improvements to accommodate the widening. Improvements to NW 27th Avenue in the area of the Turnpike/SR 821 Interchange are also included.

Phase	Fiscal Year					5 Year Total
	FY 2018	FY 2019	FY 2020	FY 2021	FY 2022	
RRU	\$400,000	\$0	\$0	\$0	\$0	\$400,000
CST	\$101,364,000	\$1,500,000	\$0	\$0	\$0	\$102,864,000
Total	\$101,764,000	\$1,500,000	\$0	\$0	\$0	\$103,264,000



Widen the Turnpike/SR 821 from I-75 (MP 39) to NW 57th Avenue (MP 43) – FPN: 435546-1

This project widens a four-mile segment of the Turnpike/SR 821 from I-75 to NW 57th Avenue. This widening will increase the number of travel lanes from four to eight. These new lanes will be express lanes and this project includes pavement milling and resurfacing. The project limits begin in Miami-Dade County and end in Broward County.

Phase	Fiscal Year					5 Year Total
	FY 2018	FY 2019	FY 2020	FY 2021	FY 2022	
RRU	\$150,000	\$0	\$0	\$0	\$0	\$150,000
CST	\$103,250,000	\$0	\$900,000	\$0	\$0	\$104,150,000
Total	\$103,400,000	\$0	\$900,000	\$0	\$0	\$104,300,000



Florida's Turnpike Enterprise

Tentative Five-Year Work Program - FY 2017/18 thru FY 2021/22

Summary of Projects

FDOT District Four



Widen the Sawgrass Expressway/SR 869 from Atlantic Boulevard (MP 8) to SR 7 (MP 18) – FPN: 435461-1,-2

This project widens a ten-mile segment of the Sawgrass Expressway/SR 869 from Coral Ridge Drive to State Road 7. This widening will increase the number of travel lanes and will include express lanes. The number of additional lanes will be determined as part of an ongoing PD&E study (FPN 435763-1). This work includes pavement reconstruction, interchange improvements, and pavement milling and resurfacing.

Phase	Fiscal Year					5 Year Total
	FY 2018	FY 2019	FY 2020	FY 2021	FY 2022	
ENV	\$0	\$150,000	\$0	\$0	\$0	\$150,000
PE	\$1,500,000	\$0	\$0	\$0	\$0	\$1,500,000
ROW	\$0	\$1,631,000	\$0	\$0	\$0	\$1,631,000
CST	\$0	\$0	\$0	\$153,685,000	\$1,835,000	\$155,520,000
Total	\$1,500,000	\$1,781,000	\$0	\$153,685,000	\$1,835,000	\$158,801,000



Widen the Sawgrass Expressway/SR 869 from Sunrise Boulevard (MP 1A) to Atlantic Boulevard (MP 8) – FPN: 437155-1

This project widens an eight-mile segment of the Sawgrass Expressway/SR 869 from Sunrise Boulevard to Coral Ridge Drive. This widening will increase the number of travel lanes and will include express lanes. The number of additional lanes will be determined as part of an ongoing PD&E study (FPN 435763-1). This work includes pavement reconstruction, interchange modifications, and pavement milling and resurfacing.

Phase	Fiscal Year					5 Year Total
	FY 2018	FY 2019	FY 2020	FY 2021	FY 2022	
ENV	\$0	\$150,000	\$0	\$0	\$0	\$150,000
PE	\$1,500,000	\$0	\$0	\$0	\$0	\$1,500,000
ROW	\$4,550,000	\$0	\$0	\$0	\$0	\$4,550,000
RRU	\$0	\$200,000	\$0	\$0	\$0	\$200,000
CST	\$0	\$0	\$141,460,000	\$3,140,000	\$0	\$144,600,000
Total	\$6,050,000	\$350,000	\$141,460,000	\$3,140,000	\$0	\$151,000,000



Florida's Turnpike Enterprise

Tentative Five-Year Work Program - FY 2017/18 thru FY 2021/22

Summary of Projects

FDOT District Four



Widen the Sawgrass Expressway/SR 869 from SR 7 (MP 18) to Powerline Road (MP 21) – FPN: 437224-1

This project widens a three-mile segment of the Sawgrass Expressway from State Road 7 to Powerline Road. This widening will increase the number of travel lanes and will include express lanes. The number of additional lanes will be determined as part of a PD&E study (FPN: 437153-1). The work may include pavement reconstruction, major interchange improvements, and pavement milling and resurfacing.

Phase	Fiscal Year					5 Year Total
	FY 2018	FY 2019	FY 2020	FY 2021	FY 2022	
PE	\$4,000,000	\$0	\$0	\$0	\$0	\$4,000,000
CST	\$0	\$0	\$0	\$0	\$17,988,000	\$17,988,000
Total	\$4,000,000	\$0	\$0	\$0	\$17,988,000	\$21,988,000

Palm Beach County Projects



Widen the Turnpike/SR 91 from north of Boynton Beach Boulevard (MP 88) to the West Palm Beach Service Plaza (MP 93) – FPN: 406144-1

This project widens an eight-mile segment of the Turnpike/SR 91 from the Lantana Toll Plaza to Lake Worth Road. This widening will increase the number of travel lanes from four to eight. These new lanes will be express lanes and this project includes pavement milling and resurfacing.

Phase	Fiscal Year					5 Year Total
	FY 2018	FY 2019	FY 2020	FY 2021	FY 2022	
ENV	\$150,000	\$0	\$0	\$0	\$0	\$150,000
RRU	\$620,000	\$0	\$0	\$0	\$0	\$620,000
CST	\$165,091,000	\$2,326,000	\$0	\$0	\$0	\$167,417,000
Total	\$165,861,000	\$2,326,000	\$0	\$0	\$0	\$168,187,000



Widen the Turnpike/SR 91 from north of Glades Road (MP 75) to north of Atlantic Avenue (MP 81) – FPN: 417132-1

This project widens a five-mile segment of the Turnpike/SR 91 from north of Glades Road to north of Atlantic Avenue. This widening will increase the number of travel lanes from six to ten. These new lanes will be express lanes and this project includes pavement milling and resurfacing.

Phase	Fiscal Year					5 Year Total
	FY 2018	FY 2019	FY 2020	FY 2021	FY 2022	
ENV	\$0	\$0	\$100,000	\$0	\$100,000	\$200,000
PE	\$4,320,000	\$0	\$0	\$0	\$0	\$4,320,000
RRU	\$0	\$0	\$0	\$0	\$300,000	\$300,000
CST	\$0	\$0	\$0	\$0	\$244,187,000	\$244,187,000
Total	\$4,320,000	\$0	\$100,000	\$0	\$244,587,000	\$249,007,000



Florida's Turnpike Enterprise

Tentative Five-Year Work Program - FY 2017/18 thru FY 2021/22

Summary of Projects

FDOT District Four



Resurface the Turnpike/SR 91 from south of SR 710/Beeline Highway (MP 106.1) to north of Hood Road (MP 111.7) – FPN: 436521-1,-3

This project resurfaces a five-mile segment of the Turnpike/SR 91 from south of SR 710/Beeline Highway to north of the Hood Road overpass. This project also includes guardrail installation, and signing and pavement marking improvements.

Phase	Fiscal Year					5 Year Total
	FY 2018	FY 2019	FY 2020	FY 2021	FY 2022	
CST	\$11,139,000	\$0	\$0	\$0	\$0	\$11,139,000
Total	\$11,139,000	\$0	\$0	\$0	\$0	\$11,139,000



Resurface the Turnpike/SR 91 from south of Atlantic Avenue (MP 81.4) to Hypoluxo Road (90.18) – FPN: 437991-1,-3

This project resurfaces a five-mile segment of the Turnpike/SR 91 from south of Atlantic Avenue to Hypoluxo Road. This project also includes guardrail installation, and signing and pavement marking improvements. This project is a pavement preservation project that may be incorporated into other widening projects. PD&E funds are included for roadway conditions assessments.

Phase	Fiscal Year					5 Year Total
	FY 2018	FY 2019	FY 2020	FY 2021	FY 2022	
PE	\$1,393,000	\$0	\$0	\$0	\$0	\$1,393,000
CST	\$0	\$26,058,000	\$0	\$0	\$0	\$26,058,000
Total	\$1,393,000	\$26,058,000	\$0	\$0	\$0	\$27,451,000



Florida's Turnpike Enterprise

Tentative Five-Year Work Program - FY 2017/18 thru FY 2021/22

Summary of Projects

FDOT District Four



St. Lucie County Projects

R Resurface the Turnpike/SR 91 from SR 70 (MP 153.23) to MP 169.32 – FPN: 436517-1,-3

This project resurfaces a 16-mile segment of the Turnpike/SR 91 from State Road 70 to MP 169.32. This project also includes guardrail installation, and signing and pavement marking improvements.

Phase	Fiscal Year					5 Year Total
	FY 2018	FY 2019	FY 2020	FY 2021	FY 2022	
CST	\$31,970,000	\$0	\$0	\$0	\$0	\$31,970,000
Total	\$31,970,000	\$0	\$0	\$0	\$0	\$31,970,000

R Resurface the Turnpike/SR 91 from south of Becker Road (MP 138) to Okeechobee Road (MP 153.23) – FPN: 437986-1,-3

This project resurfaces a 15-mile segment of the Turnpike/SR 91 from just south of Becker Road to Okeechobee Road. This project also includes guardrail installation, and signing and pavement marking improvements.

Phase	Fiscal Year					5 Year Total
	FY 2018	FY 2019	FY 2020	FY 2021	FY 2022	
PE	\$1,982,000	\$0	\$0	\$0	\$0	\$1,982,000
CST	\$0	\$21,024,000	\$0	\$0	\$0	\$21,024,000
Total	\$1,982,000	\$21,024,000	\$0	\$0	\$0	\$23,006,000

Martin County Projects

R Resurface the Turnpike/SR 91 from north of Indiantown Road (MP 117.843) to SE Becker Road (MP 138.037) – FPN: 437992-1,-3

This project resurfaces a 20-mile segment of the Turnpike/SR 91 from just north of Indiantown Road to south of SE Becker Road. This project also includes guardrail installation, and signing and pavement marking improvements.

Phase	Fiscal Year					5 Year Total
	FY 2018	FY 2019	FY 2020	FY 2021	FY 2022	
CST	\$43,001,000	\$0	\$0	\$0	\$0	\$43,001,000
Total	\$43,001,000	\$0	\$0	\$0	\$0	\$43,001,000



Florida's Turnpike Enterprise
Tentative Five-Year Work Program - FY 2017/18 thru FY 2021/22
Summary of Projects
FDOT District Four



Summary of Minor Project Funding by Project Type

The table below summarizes the funding programmed for minor projects (interchange improvements, signing/pavement markings, bridge paintings, and guardrails) for Turnpike roadways throughout the District.

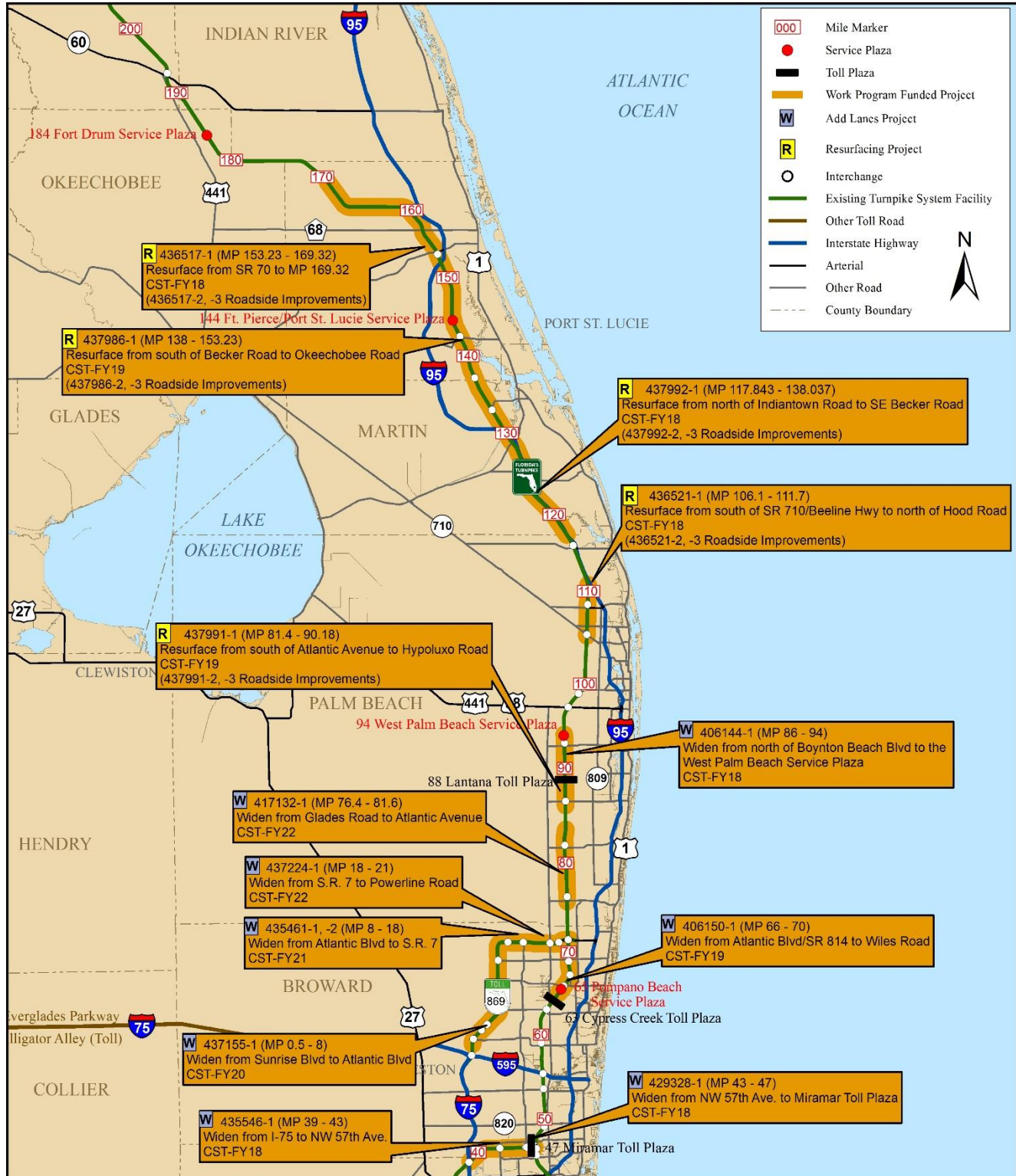
Project Type	Fiscal Year					5 Year Total
	FY 2018	FY 2019	FY 2020	FY 2021	FY 2022	
Interchange Improvement	\$1,156,000	\$0	\$0	\$0	\$0	\$1,156,000
Signing/Pavement Markings	\$12,000	\$1,522,000	\$0	\$0	\$0	\$1,534,000
Bridge Painting	\$0	\$209,000	\$2,998,000	\$1,558,000	\$0	\$4,765,000
Guardrail	\$0	\$300,000	\$0	\$3,639,000	\$0	\$3,939,000
Minor Projects Total	\$1,168,000	\$2,031,000	\$2,998,000	\$5,197,000	\$0	\$11,394,000

Summary of All Project Funding

Projects	Fiscal Year					5 Year Total
	FY 2018	FY 2019	FY 2020	FY 2021	FY 2022	
Minor Projects Total	\$1,168,000	\$2,031,000	\$2,998,000	\$5,197,000	\$0	\$11,394,000
Major Projects Total	\$488,947,000	\$366,697,000	\$142,460,000	\$157,095,000	\$264,410,000	\$1,419,609,000
Total	\$490,115,000	\$368,728,000	\$145,458,000	\$162,292,000	\$264,410,000	\$1,431,003,000



Florida's Turnpike Enterprise Tentative Five-Year Work Program - FY 2017/18 thru FY 2021/22 Summary of Projects FDOT District Four





Local Initiatives Program

2017 Program Overview

The MPO's Long Range Transportation Plan (LRTP) *Directions 2040*, carved out future allocations of Surface Transportation funds to be used at the MPOs discretion. Thus the Local Initiatives program was created as an annual competitive application process to fund the best low-cost, non-regionally significant transportation projects submitted by local agencies and municipalities.

- Applications are limited to a minimum request of \$250k and maximum funding amount of \$2.5M inclusive of all phases (e.g. design, construction, and CEI).
- An applicant may submit a maximum of 3 applications but only the highest ranking eligible project application will be included in the draft priority list. If funding permits, a second round of projects may be added to the priority list.
- Applications must be submitted online via the MPO website, Exhibit A.
- Applications to be submitted, reviewed and processed pursuant to the schedule shown on Exhibit B.
- Applications must include all required documents listed on Exhibit C.
- Applications will be scored and ranked via the scoring system derived from the goals, objectives and values in the Directions 2040 LRTP and described more specifically in Exhibit D.
- A glossary has been included to help familiarize applicants with frequently used terms, found in Exhibit E.
- The MPO Board makes the final decision regarding inclusion of an application on the MPO Priority Projects List and may waive any of the above requirements.



Local Initiatives Program

2017 Online Form

(Exhibit A)

FORMS

LOCAL INITIATIVES APPLICATION

Welcome to the Palm Beach Metropolitan Planning Organization's 2016 Local Initiatives program. This page is for submitting the required documentation prior to filling out the application with project specifics.

***Required**

Application Number:*

Year . Applicant Name . Application Priority

(e.g., 2016.Jupiter.1)

Contact Person:*

Email:*

Please provide a resolution of Support for Project from applicant:*

No file chosen

Please provide conceptual project cost estimate:*

No file chosen

Estimate shall be broken down to FDOT typical pay items to allow for verification of eligible project costs. (from applicant's engineer for LAP Implementation, from FDOT for FDOT Implementation)

Please provide a project location map:*

No file chosen

Please provide a typical section of improved facility or improvement detail:*

No file chosen

Please provide a resolution of support from right-of-way or facility owner:*

No file chosen



Local Initiatives Program

2017 Schedule

(Exhibit B)

Date	Activity and Deadline
December 12, 2016	Program Kick-off. PBMPPO distributes the procedure and application process information to Palm Beach agencies and posts to website.
December 15, 2016	Joint Applicant Workshop. FDOT and MPO staff to review application requirements, scoring criteria, and schedule and project implementation options.
December 19, 2016 thru February 24, 2017	MPO and/or FDOT Staff Consultation. Applicants are encouraged to schedule an appointment to speak with MPO and FDOT representatives to discuss project specifics and clarify application requirements. Project Reviews by Applicant. Prior to application submittal, project applicants are encouraged to have qualified staff conduct field reviews to ensure that potential projects are “constructible” and require no right-of way acquisition.
March 3, 2017	Applications Due to MPO. Completed applications to be submitted by project applicants via MPO website.
March 3 – March 17, 2017	MPO Application Screening. MPO staff will screen applications for completeness and then determine a pre-eligibility ranking for those projects that appear to be eligible and “constructible”.
March 20, 2017	MPO Submits Project List and Tentative Ranking to FDOT. MPOs submit applications and a summary list of candidate projects with tentative project rankings to the Program Management Office for project feasibility assessment and eligibility determination.
April 10-14, 2017	Applicant Presentations to MPO Staff. MPO staff will provide feedback and clarify project intent.
May 26, 2017	FDOT D4 returns Eligibility Determinations. MPO shares eligibility issues with applicants and creates draft priority ranking for eligible projects.
May 30 – June 30, 2017	Applicants to Resolve Outstanding Eligibility Issues.
Priority List to Committees: August 2/3, 2017 MPO Board: August 17, 2017	MPO Final Ranking. Committee reviews draft priority ranking. Each committee member gets to submit their own ranking for all projects – no discussion, just a staff presentation and then a silent ballot with an option to approve MPO staff ranking.
August 18, 2017	Submit Project Priorities to FDOT. The MPO submits an adopted list of finalized priority projects to the FDOT D4 Program Management Office and notifies sponsors of final priority rankings.



Local Initiatives Program

2017 Required Documents

(Exhibit C)

- 1. Project Implementation Plan** – specify one:
 - a. Applicant designs with local funds and constructs with reimbursement from MPO funds via Local Agency Program (LAP) agreement
 - b. Applicant designs and constructs with reimbursement from MPO funds via Local Agency Program (LAP) agreement
 - c. FDOT designs with reimbursement via Locally Funded Agreement (LFA) and constructs with reimbursement from MPO funds.
 - d. FDOT designs and constructs with reimbursement from MPO funds. Applicant must obtain FDOT approval to use this approach prior to submittal.
- 2. Existing ownership documentation of all right of way required for the project (including easements)**
- 3. Letter of approval from authorized agent of the facility owner clearly indicating that the project may be constructed as proposed**
- 4. Cost Estimate** (from applicant's professional engineer with guidance from FDOT's current 6 Month Averages*)
- 5. Photograph of project location before construction**
- 6. Project Location map**
- 7. Typical section of improved facility or improvement detail**
- 8. Resolution of Support and commitment to fund operations and maintenance of the project from applicant** – due within 60 days of application due date.

*<http://www.dot.state.fl.us/programmanagement/Estimates/HistoricalCostInformation/HistoricalCost.shtm>

Local Initiatives Program

2017 Project Scoring

(Exhibit D)

LRTP Value	LRTP Category	Criteria	Value	Scoring	Max
1 & 6	Safety, Security and Complete Streets	Project improves non-motorized safety by providing:	buffered bike lanes - 4*	8	15
			10'+ shared-use pathways - 3*	6	
			designated bike lanes - 2*	4	
			new sidewalks - 1*	2	
		Project improves safety and convenience for users (project must demonstrate)		5	5
2	Maintenance	Project improves performance of hurricane evacuation route		3	
		Project mitigates impacts of sea level rise		2	
3	TSM&O / TDM	Project improves infrastructure in unacceptable condition with widespread advanced signs of deterioration; potential imminent failure		7	10
		Project improves infrastructure in poor condition and mostly below standard, approaching the end of its service life, exhibiting significant deterioration with strong risk of failure		5	
		Project improves non-motorized and/or transit infrastructure or improves transit service level		3	
		Non-capacity project implements TSM strategies		7	
		Non-capacity project implements TDM strategies		3	
4	Maximize MPO Funds	Capacity project improves PBC Thoroughfare intersection(s) where critical sum > 1400		5	10
		Capacity project expands fiber optic traffic signal network		3	
		Capacity project expands CCTV camera coverage area on principal arterials		2	
5	Equity	Local Implementation via Local Area Participation(LAP) Agreement or FTA Flex		5	5
		FDOT Implementation on State Highway System with Local Funding for design		3	
		FDOT Implementation with Local Funding for design		1	
7a 7b	Local Support Environmental	Median HH income within 1 mile of project vs PBC median income (\$52,806)	< 60%	10	10
			60 - <80%	7	
			80% - <100%	3	
		Traditionally underserved population percentage within 1 mile of project	>80%	5	5
			>60 - 80%	4	
			>40% - 60%	3	
			>20% - 40%	2	
			5-20%	1	
8	Regional Freight	Project improves capacity on congested SIS facility/connector or non-SIS truck route	v/c > 1.2	5	5
			v/c > 1.1	3	
			v/c > 1	1	
9	Non-motorized Connectors	Project improves efficient movement of freight in region		5	5
10	Efficient Transit	Project improves non-motorized facilities at an interchange, bridge, or railroad crossing		6	10
		Project improves non-motorized connectivity to facilities on PBC Thoroughfare Map within 2 miles of a transit hub		4	
10	Efficient Transit	Project improves service at a transit hub		6	10
		Project reduces transit travel time between transit hubs		4	

100

Note:

Non-motorized Point System

* Multiply length (up to 2 miles) by factor shown in value column



MPO Funding Program

Glossary of Terms and Acronyms

(Exhibit E)

A

Americans with Disabilities Act (ADA) Transition Plan - The Americans with Disabilities Act (ADA) of 1990 is a civil rights statute that prohibits discrimination against people who have disabilities. As a necessary step to a program access plan to provide accessibility under the ADA, state and local government, public entities or agencies are required to perform self-evaluations of their current facilities, relative the accessibility requirements of the ADA. The agencies are then required to develop a Program Access Plan, also called an ADA Transition Plan, to address any deficiencies. Additional information can be found here: http://www.dot.state.fl.us/projectmanagementoffice/ADA/2011_BestPracticesTransitionPlans.pdf.

Aging population – Persons 65 years or older.

B

Below the Poverty Line – A family or individual is considered to be in poverty when their total income is less than the poverty threshold. The Census calculates poverty thresholds by multiplying the base-year poverty thresholds (1982) by the monthly inflation factor based on the 12 monthly Consumer Price Indexes (CPIs) and the base-year CPI.

Bike Lanes – Lanes specifically designated for bicyclists.

Buffered Bike Lane – Conventional bicycle lanes paired with a designated buffer space of no less than 18 inches from striped lane edge to outer edge; separating the bicycle lane from the adjacent motor vehicle travel lane and/or parking lane.

C

Congestion - A condition on road networks that occurs when traffic demand approaches or exceeds the available capacity of the system.

Construction, Engineering and Inspection (CEI)

Corridor - A broad geographical band that follows a general directional flow connecting major sources of trips that may contain streets, highways and transit route alignments.

Complete Streets – Road corridors that are built with safe access for all users and abilities in mind.

Closed-Circuit Television (CCTV) - The use of video cameras to transmit a signal to a specific place, on a limited set of monitors.

E

Environmental Justice – A process requiring the inclusion of minority and low-income populations in the transportation planning process and prohibiting discrimination based on race, color, and national origin. Designed to ensure participation by

minority and low-income populations in the decision-making process, prevent the denial or receipt of benefits to minority and low-income populations, and minimize or mitigate disproportionately high or adverse impacts on minority and low-income populations.

Environmental Regulations - State and federal statutes concerned with the maintenance and protection of the natural, cultural, and historical environment. It provides a basis for measuring and apportioning liability in cases of environmental crime and the failure to comply with its provisions.

Evaluation Measures — Developed for each public involvement goal to measure the effectiveness of the Public Participation Plan.

F

Federal Transit Administration (FTA)

H

Homeowner's Association (HOA) – An organization in a subdivision, planned community or condominium that makes and enforces rules for the properties in its jurisdiction.

Household (HH)

L

Local Agency Program (LAP) agreement – a contractual agreement where local agencies are certified by the Department of Transportation to manage the planning, preliminary engineering, right-of-way acquisition, construction and Construction Engineering and Inspection (CEI) services associated with a Federal-Aid transportation project. Additional information regarding this agreement can be found here: <http://www.dot.state.fl.us/programmanagement/LAP/Default.shtm>.

Locally Funded Agreements (LFA) – Locally Funded Agreements are legally binding agreements, between the FDOT and one or more parties, which provide for the rendering of services and/or commodities, involving joint efforts and/or funding, and are mutually beneficial to all parties.

Low-Income Persons — A family or individual with total income below 100 percent of the federal poverty guidelines.

M

Minority — People who report their ethnicity and race as something other than white alone in the US Census.

Multimodal - The availability of transportation options using different methods within a system or corridor. Examples of these methods include biking, walking, and public transit.

N

Non-SOV Mode Share — Travel options such as, biking, walking, transit and carpooling; when a commute does not involve a person driving alone in a car, truck or van.

O

Older Adult — Persons 65 years or older.

P

Palm Beach County (PBC)

Protected Bike Lane - Conventional bicycle lanes paired with a designated vertical buffer space separating the bicycle lane from the adjacent motor vehicle travel lane and/or parking lane. The width of the vertical buffer can be reduced from the buffered bike lane requirement.

Property Owner Association (POA) – see Homeowner’s Association (HOA).

Public Participation Plan (PPP) - Defines a process for providing interested parties with reasonable opportunities to be involved in the metropolitan transportation planning process.

R

Regional Transit Providers – Local agencies that provide public transportation services to a community.

S

Safety and Convenience for All Users – A primary component of “Complete Streets” that improves the users’ experience as they travel through a corridor. Components can include, but are not limited to: lighting, crosswalks, landscaping, and traffic calming.

Strategic Intermodal System (SIS) - The state’s largest and most strategic transportation facilities, including major air, space, water, rail, and highway facilities. The SIS is Florida’s highest statewide priority for transportation capacity improvements.

Stakeholder - Person or group affected by a transportation plan, program or project.

T

Technical Advisory Committee (TAC) – Committee representing local government agencies that reviews transportation plans and programs and makes recommendations based on their technical adequacy to the MPO Governing Board.

Title VI of the Civil Rights Act of 1964 - Prohibits discrimination on the basis of race, color, and national origin in programs and activities receiving federal financial assistance.

Town Hall Meeting – An informal public meeting open to everyone in a community.

Traditionally Under-Represented or Under-Served Populations – Those inadequately served by existing transportation systems, such as low-income and minority households, who may face challenges accessing employment and other services. [Please click here for more information on how the Palm Beach MPO develops this metric.](#)

Transit – Passenger transportation services, usually local in scope, that is available to any person who pays a prescribed fare. It operates on established schedules along designated routes or lines with specific stops and is designed to move relatively large numbers of people at one time.

Transit-Dependent Persons – People without ready access to a personal vehicle.

Transit Hub – Tri-Rail Station or High-frequency local transit stop (e.g. no fewer than three fixed local bus routes). For more information on Palm Tran transit hubs, visit: http://www.pbcgov.com/palmtran/maps_schedules/pdf/maps/shelter_map_15.pdf

Transportation Demand Management (TDM) - Transportation demand management (TDM) is a general term for strategies that increase over-all system efficiency by encouraging a shift from single – occupant vehicle (SOV) trips to non-SOV modes, or shifting auto trips out of peak periods. TDM strategies may include the following: transit improvements, transit incentives, ridesharing, parking management and transportation-efficient land development. Additional information can be found on the Federal Highway Administration’s website: https://www.fhwa.dot.gov/environment/climate_change/mitigation/publications_and_tools/reference_sourcebook/page05.cfm.

Transportation System Management Strategies (TSM) - Transportation system management (TSM) refers to a set of strategies that largely aim to reduce green house gas emissions by reducing congestion, primarily by improving

transportation system capacity and efficiency. TSM strategies may include the following: traffic signal optimization, roundabouts, capacity expansion, resurfacing roads and the use of alternative construction materials.

For more information visit the Federal Highway Administration's website at: http://www.fhwa.dot.gov/environment/climate_change/mitigation/publications_and_tools/reference_sourcebook/page06.cfm

Transportation System Management and Operations (TSM&O) - An integrated program to optimize the performance of existing multimodal infrastructure through implementation of systems, services, and projects to preserve capacity and improve the security, safety, and reliability of our transportation system. Additional information can be found at the Federal Highway Administration's website at: <http://www.dot.state.fl.us/trafficoperations/TSMO/TSMO-home.shtm>



Transportation Alternatives Program

2017 Program Overview

Established by MAP-21 and extended through the Fast Act, the federal Transportation Alternatives Program is a cost-reimbursement program where projects are selected by the MPO. The program funds on- and off-road pedestrian and bicycle facilities, infrastructure for improving non-driver access to public transportation and enhanced mobility, community improvement activities, and environmental mitigation; recreational trail projects; safe routes to school projects; and projects for planning, designing, or constructing boulevards and other roadways largely in the right-of-way of former divided highways. Program guidelines are as follows:

- Applications are limited to a minimum request of \$250K and maximum funding amount of \$1M, inclusive of all project phases.
- Applications must be submitted online via the [MPO website](#), seen in Exhibit A.
- Applications are to be submitted, reviewed and processed pursuant to the schedule, shown on Exhibit B.
- Applications must include all required documents, listed on Exhibit C.
- Applications will be scored and ranked via the scoring system derived from the goals, objectives and values in the *Directions 2040* LRTP and described more specifically in Exhibit D.
- A glossary has been included to help familiarize applicants with frequently used terms, this is found in Exhibit E.
- The MPO Board makes the final decision regarding inclusion of an application on the MPO Priority Projects List and may waive any of the above requirements.



Transportation Alternatives Program

2017 Online Form

(Exhibit A)

A screenshot of the website for the Metropolitan Palm Beach MPO. The header includes the MPO logo on the left, the title "Transportation Planning for the Palm Beaches" in the center, and a language selection dropdown on the right. Below the header is a navigation menu with links to "THE MPO", "BOARDS & COMMITTEES", "PLANS & RESOURCES", "PUBLIC INVOLVEMENT", "TRAVEL MODES & FACILITIES", and "CONTACT US". A large "Forms" banner is visible on the right side of the header. Below the navigation menu is a search bar with the placeholder text "FIND WHAT YOU'RE LOOKING FOR HERE..." and a magnifying glass icon. To the right of the search bar are three icons: a bicycle (labeled "BIKEPALMBEACH.ORG"), a calendar (labeled "CALENDAR"), and a document (labeled "MEETINGS").

FORMS

TRANSPORTATION ALTERNATIVES PROGRAM APPLICATION

Application Number:*

Project Name:*

Contact Person:*

Phone Number:

Title:*

Email:*

Please provide a resolution of support for the project from the facility owner:*

No file chosen



Transportation Alternatives Program

2017 Schedule

(Exhibit B)

Date	Activity and Deadline
December 12, 2016	Program Kick-off. PBMPPO distributes the procedure and application process information to Palm Beach agencies and posts to website.
December 15, 2016	Joint Applicant Workshop. FDOT and MPO staff to review application requirements, scoring criteria, and schedule and project implementation options.
December 19, 2016 thru February 24, 2017	MPO and/or FDOT Staff Consultation. Applicants are encouraged to schedule an appointment to speak with MPO and FDOT representatives to discuss project specifics and clarify application requirements. Project Reviews by Applicant. Prior to application submittal, project applicants are encouraged to have qualified staff conduct field reviews to ensure that potential projects are “constructible” and require no right-of way acquisition.
March 3, 2017	Applications Due to MPO. Completed applications to be submitted by project applicants via MPO website.
March 3 – March 17, 2017	MPO Application Screening. MPO staff will screen applications for completeness and then determine a pre-eligibility ranking for those projects that appear to be eligible and “constructible”.
March 20, 2017	MPO Submits Project List and Tentative Ranking to FDOT. MPOs submit applications and a summary list of candidate projects with tentative project rankings to the Program Management Office for project feasibility assessment and eligibility determination.
April 6, 2017	Applicant Presentations to BTPAC and MPO Staff. BTPAC will rank projects according to committee priority.
May 26, 2017	FDOT D4 returns Eligibility Determinations. MPO shares eligibility issues with applicants and creates draft priority ranking for eligible projects.
May 30 – June 30, 2017	Applicants to Resolve Outstanding Eligibility Issues.
Priority List to Committees: August 2/3, 2017 MPO Board: August 17, 2017	MPO Final Ranking. Committee reviews draft priority ranking. Each committee member gets to submit their own ranking for all projects – no discussion, just a staff presentation and then a silent ballot with an option to approve MPO staff ranking.
August 18, 2017	Submit Project Priorities to FDOT. The MPO submits an adopted list of finalized priority projects to the FDOT D4 Program Management Office and notifies sponsors of final priority rankings.



Transportation Alternatives Program

2017 Required Documents

(Exhibit C)

- 1. Project Implementation Plan – specify one:**
 - a. Applicant designs in FY 19 with local funds and constructs in FY 21 with reimbursement from MPO funds via Local Agency Program (LAP) agreement.
 - b. FDOT designs in FY 19 with local funds via Locally Funded Agreement (LFA) and constructs in FY 21 with reimbursement from MPO funds. Applicant must obtain FDOT approval to use this approach prior to submittal.
- 2. Existing ownership documentation for all land necessary to implement the project (including easements)**
- 3. Letter of approval from authorized agent of the facility owner clearly indicating that the project may be constructed as proposed**
- 4. Cost Estimate** (from applicant's professional engineer for LAP implementation, from FDOT for FDOT implementation)
- 5. Photograph of project location before construction**
- 6. Project Location map** (Aerial view)
- 7. Typical section of improved facility or improvement detail**
- 8. Resolution of Support and commitment to fund operations and maintenance of the project from applicant – due within 60 days of application due date.**

Transportation Alternatives Program

2017 Project Scoring

(Exhibit D)

L RTP Value	L RTP Category	Criteria	Value	Scoring	Max
1 & 6	Safety, Security and Complete Streets	Project improves non-motorized safety by providing*:	buffered bike lanes - 4	8	30
			10'+ shared-use pathways - 3	6	
			designated bike lanes - 2	4	
			new sidewalks - 1	2	
		Project improves safety and/or convenience for non-motorized users (must demonstrate).		10	
		Improves safety in a location identified as a pedestrian and/or bicycle crash hot spot or corridor by the Palm Beach MPO's Pedestrian and Bicycle Safety Plan		10	
4	Maximize MPO Funds	Local Implementation via Local Agency Program (LAP) Agreement		10	10
		FDOT Implementation on State Highway System with Local Funding for design		7	
		FDOT Implementation with Local Funding for design		3	
5	Equity	Median HH income within 1 mile of project vs PBC median income (\$52,806)	< 60%	5	5
			60 - <80%	3	
			80% - <100%	1	
		Traditionally underserved population percentage within 1 mile of project	>80%	5	5
			>60 - 80%	4	
			>40% - 60%	3	
			>20% - 40%	2	
			5-20%	1	
7a	Local Support Environmental	Project is endorsed by members of benefit area (HOA, POA, local bike group, etc.)		5	10
7b	Environmental	Project is unlikely to have adverse environmental impacts		5	
9	Non-motorized Connectors	Project improves non-motorized facilities at an interchange, bridge, or railroad crossing		6	15
		Project improves non-motorized connectivity to facilities on PBC Thoroughfare Map within 2 miles of a transit hub		9	
10	Efficient Transit	Project improves access to a transit hub		10	10
	Proximity Benefit	Project is within 2 miles of a school		7	15
		Project is within 1 mile of a shopping center		5	
		Project is within 1 mile of a recreational center or park		3	

100

Note:

***Non-Motorized Point System**

1. Multiply length (up to 2 miles) by factor shown in value column



MPO Funding Program

Glossary of Terms and Acronyms

(Exhibit E)

A

Americans with Disabilities Act (ADA) Transition Plan - The Americans with Disabilities Act (ADA) of 1990 is a civil rights statute that prohibits discrimination against people who have disabilities. As a necessary step to a program access plan to provide accessibility under the ADA, state and local government, public entities or agencies are required to perform self-evaluations of their current facilities, relative the accessibility requirements of the ADA. The agencies are then required to develop a Program Access Plan, also called an ADA Transition Plan, to address any deficiencies. Additional information can be found here: http://www.dot.state.fl.us/projectmanagementoffice/ADA/2011_BestPracticesTransitionPlans.pdf.

Aging population – Persons 65 years or older.

B

Below the Poverty Line – A family or individual is considered to be in poverty when their total income is less than the poverty threshold. The Census calculates poverty thresholds by multiplying the base-year poverty thresholds (1982) by the monthly inflation factor based on the 12 monthly Consumer Price Indexes (CPIs) and the base-year CPI.

Bike Lanes – Lanes specifically designated for bicyclists.

Buffered Bike Lane – Conventional bicycle lanes paired with a designated buffer space of no less than 18 inches from striped lane edge to outer edge; separating the bicycle lane from the adjacent motor vehicle travel lane and/or parking lane.

C

Congestion - A condition on road networks that occurs when traffic demand approaches or exceeds the available capacity of the system.

Construction, Engineering and Inspection (CEI)

Corridor - A broad geographical band that follows a general directional flow connecting major sources of trips that may contain streets, highways and transit route alignments.

Complete Streets – Road corridors that are built with safe access for all users and abilities in mind.

Closed-Circuit Television (CCTV) - The use of video cameras to transmit a signal to a specific place, on a limited set of monitors.

E

Environmental Justice – A process requiring the inclusion of minority and low-income populations in the transportation planning process and prohibiting discrimination based on race, color, and national origin. Designed to ensure participation by

minority and low-income populations in the decision-making process, prevent the denial or receipt of benefits to minority and low-income populations, and minimize or mitigate disproportionately high or adverse impacts on minority and low-income populations.

Environmental Regulations - State and federal statutes concerned with the maintenance and protection of the natural, cultural, and historical environment. It provides a basis for measuring and apportioning liability in cases of environmental crime and the failure to comply with its provisions.

Evaluation Measures — Developed for each public involvement goal to measure the effectiveness of the Public Participation Plan.

F

Federal Transit Administration (FTA)

H

Homeowner's Association (HOA) – An organization in a subdivision, planned community or condominium that makes and enforces rules for the properties in its jurisdiction.

Household (HH)

L

Local Agency Program (LAP) agreement – a contractual agreement where local agencies are certified by the Department of Transportation to manage the planning, preliminary engineering, right-of-way acquisition, construction and Construction Engineering and Inspection (CEI) services associated with a Federal-Aid transportation project. Additional information regarding this agreement can be found here: <http://www.dot.state.fl.us/programmanagement/LAP/Default.shtm>.

Locally Funded Agreements (LFA) – Locally Funded Agreements are legally binding agreements, between the FDOT and one or more parties, which provide for the rendering of services and/or commodities, involving joint efforts and/or funding, and are mutually beneficial to all parties.

Low-Income Persons — A family or individual with total income below 100 percent of the federal poverty guidelines.

M

Minority — People who report their ethnicity and race as something other than white alone in the US Census.

Multimodal - The availability of transportation options using different methods within a system or corridor. Examples of these methods include biking, walking, and public transit.

N

Non-SOV Mode Share — Travel options such as, biking, walking, transit and carpooling; when a commute does not involve a person driving alone in a car, truck or van.

O

Older Adult — Persons 65 years or older.

P

Palm Beach County (PBC)

Protected Bike Lane - Conventional bicycle lanes paired with a designated vertical buffer space separating the bicycle lane from the adjacent motor vehicle travel lane and/or parking lane. The width of the vertical buffer can be reduced from the buffered bike lane requirement.

Property Owner Association (POA) – see Homeowner’s Association (HOA).

Public Participation Plan (PPP) - Defines a process for providing interested parties with reasonable opportunities to be involved in the metropolitan transportation planning process.

R

Regional Transit Providers – Local agencies that provide public transportation services to a community.

S

Safety and Convenience for All Users – A primary component of “Complete Streets” that improves the users’ experience as they travel through a corridor. Components can include, but are not limited to: lighting, crosswalks, landscaping, and traffic calming.

Strategic Intermodal System (SIS) - The state’s largest and most strategic transportation facilities, including major air, space, water, rail, and highway facilities. The SIS is Florida’s highest statewide priority for transportation capacity improvements.

Stakeholder - Person or group affected by a transportation plan, program or project.

T

Technical Advisory Committee (TAC) – Committee representing local government agencies that reviews transportation plans and programs and makes recommendations based on their technical adequacy to the MPO Governing Board.

Title VI of the Civil Rights Act of 1964 - Prohibits discrimination on the basis of race, color, and national origin in programs and activities receiving federal financial assistance.

Town Hall Meeting – An informal public meeting open to everyone in a community.

Traditionally Under-Represented or Under-Served Populations – Those inadequately served by existing transportation systems, such as low-income and minority households, who may face challenges accessing employment and other services. [Please click here for more information on how the Palm Beach MPO develops this metric.](#)

Transit – Passenger transportation services, usually local in scope, that is available to any person who pays a prescribed fare. It operates on established schedules along designated routes or lines with specific stops and is designed to move relatively large numbers of people at one time.

Transit-Dependent Persons – People without ready access to a personal vehicle.

Transit Hub – Tri-Rail Station or High-frequency local transit stop (e.g. no fewer than three fixed local bus routes). For more information on Palm Tran transit hubs, visit: http://www.pbcgov.com/palmtran/maps_schedules/pdf/maps/shelter_map_15.pdf

Transportation Demand Management (TDM) - Transportation demand management (TDM) is a general term for strategies that increase over-all system efficiency by encouraging a shift from single – occupant vehicle (SOV) trips to non-SOV modes, or shifting auto trips out of peak periods. TDM strategies may include the following: transit improvements, transit incentives, ridesharing, parking management and transportation-efficient land development. Additional information can be found on the Federal Highway Administration’s website: https://www.fhwa.dot.gov/environment/climate_change/mitigation/publications_and_tools/reference_sourcebook/page05.cfm.

Transportation System Management Strategies (TSM) - Transportation system management (TSM) refers to a set of strategies that largely aim to reduce green house gas emissions by reducing congestion, primarily by improving

transportation system capacity and efficiency. TSM strategies may include the following: traffic signal optimization, roundabouts, capacity expansion, resurfacing roads and the use of alternative construction materials.

For more information visit the Federal Highway Administration's website at: http://www.fhwa.dot.gov/environment/climate_change/mitigation/publications_and_tools/reference_sourcebook/page06.cfm

Transportation System Management and Operations (TSM&O) - An integrated program to optimize the performance of existing multimodal infrastructure through implementation of systems, services, and projects to preserve capacity and improve the security, safety, and reliability of our transportation system. Additional information can be found at the Federal Highway Administration's website at: <http://www.dot.state.fl.us/trafficoperations/TSMO/TSMO-home.shtm>

Palm Beach MPO

FY 16 Federal Obligations - Project Totals where TIP request differs from Obligations by > \$200k

FM No.	Description	FY 16 TIP Request	FY 16 Obligations	Funds Remaining	Notes
4297671	SFRTA LAYOVER MAINTENANCE FACILITY	0	13,065,944	-13,065,944	Accelerated from FY 17 to FY 16
4287191	MILITARY TRL/SR-809 FROM LAKE WORTH RD TO S OF SR-80/SOUTHERN BL	0	6,837,299	-6,837,299	Accelerated from FY 17 to FY 16
4351221	FOREST HILL BLVD./SR-882 AT KIRK ROAD	0	1,535,519	-1,535,519	TIP assumed state funding but FDOT used federal HSP funds
4353431	FEC RAILROAD QUIET/SAFETY IMPVMTS FROM BROWARD CO TO WPB	5,399,543	6,442,399	-1,042,856	FY 16 obligations include design (FY 15) and construction
4339611	CR-880 EASTERN MOST 1.5 MILES EMBANKMENT WASHOUT	0	892,122	-892,122	Emergency Operations
4124203	I-95 AT SPANISH RIVER	150,000	854,161	-704,161	
4316471	CRESTWOOD BLVD. FROM SARATOGA BLVD. TO ROYAL PALM BEACH BL	0	598,934	-598,934	Deferred from FY15, increase in federally eligible expenses.
4291981	CR-812/LANTANA ROAD FROM SUNSET RD. TO SIGNAL E.OF SR-9/I-95	0	525,615	-525,615	Project is in the 13-17 TIP.
2296642	SR-7 FROM OKEECHOBEE BLVD TO NORTHLAKE BLVD	0	521,034	-521,034	Additional PE funds for corridor-wide permitting
4347231	I-95 @ BLUE HERON BLVD INTERCHANGE	0	415,583	-415,583	Final PE funds, construction was in FY 15.
4276531	A1A FROM JUPITER BEACH ROAD TO US 1	0	368,164	-368,164	Final CST funds, construction was in FY 14.
4334741	FERN STREET FROM TAMARIND AVENUE TO FLAGLER DRIVE	763,398	560,991	202,407	
4151581	WEST PALM BEACH FTA 5309 TROLLEY BUSES	2,029,598	1,824,413	205,185	
4292461	SR-80/PALM BEACH RD FR SR-15/MAIN STREET TO CR-880	0	-211,462	211,462	What do negative obligations mean?
4279381	SR-7/US-441 FROM BROWARD/PB CO/LINE TO SOUTH OF GLADES ROAD/SR-808	0	-242,809	242,809	What do negative obligations mean?
4193452	SR-80 FROM W OF LION COUNTRY SAFARI RD TO FOREST HILL/CRESTWOOD BLVD.	718,532	424,719	293,813	
4351591	SE AVENUE G FROM SOUTH MAIN STREET TO EAST OF SE 9TH ROAD	528,749	11,726	517,023	
4331691	CANAL POINT PEDESTRIAN BRIDGE OVER THE L-10 CANAL	636,000	45,488	590,512	
4365191	I-95 AT 45TH STREET	1,550,000	909,532	640,468	
4331671	TUNISON PALMS SIDEWALK/BIKE LANE IMPROVEMENTS IN BOCA RATON	752,140	1,872	750,268	Project cancelled by Boca Raton
4317611	BCT/PALM TRAN INTERFACE W/ MDT/SFRTA EASY CARD	820,000	0	820,000	Funding rolled forward to FY 17 via TIP amendment
4190131	SR-80/SOUTHERN BLVD BRIDGES 930097 & 930098	906,387	71,529	834,858	
2298961	BEE LINE HWY/SR-710 FROM W OF AUSTRALIAN AVE TO OLD DIXIE HWY	533,246	-1,088,224	1,621,470	What do negative obligations mean?
4344951	PALM TRAN FTA 5339 CAPITAL FOR BUS & BUS FACILITIES	4,985,338	0	4,985,338	Funding rolled forward to FY 17 via TIP amendment
4287221	BACOM PT RD/SR-715/SW-NW 16TH ST FROM W. CANAL ST/SR-717 TO SR-15/US 441	6,974,993	-70,925	7,045,918	What do negative obligations mean?
2296643	SR-7 FROM 60TH ST. TO NORTH LAKE BLVD.	8,000,000	-10,110	8,010,110	Deferred to FY 17
2296644	SR-7 FROM OKEECHOBEE BLVD TO 60 STREET	14,210,448	0	14,210,448	Deferred to FY 17

Total Federal Funding in FY 16 TIP: \$73,668,236

Total Federal Funding Obligated in FY 16: \$60,096,813

Funds Remaining: \$13,571,423

Palm Beach MPO
FY 16 Federal Obligations Detail

FM No.	Description	Work Mix	Phase	Fund Code	FY 16 TIP Request	FY 16 Obligations	Funds Remaining
4297671	SFRTA LAYOVER MAINTENANCE FACILITY	FIXED GUIDEWAY IMPROVEMENTS	GRANTS AND MISCELLANEOUS	SU	0	13,065,944	-13,065,944
4287191	MILITARY TRL/SR-809 FROM LAKE WORTH RD TO S OF SR-80/SOUTHERN BL	RESURFACING	CONSTRUCTION	SA	0	3,043,752	-3,043,752
4287191				NHRE	0	2,441,793	-2,441,793
4351221	FOREST HILL BLVD./SR-882 AT KIRK ROAD	INTERSECTION IMPROVEMENT	CONSTRUCTION	HSP	0	1,520,519	-1,520,519
4287191	MILITARY TRL/SR-809 FROM LAKE WORTH RD TO S OF SR-80/SOUTHERN BL	RESURFACING	CONSTRUCTION	HSP	0	1,351,754	-1,351,754
4353431	FEC RAILROAD QUIET/SAFETY IMPVMTS FROM BROWARD CO TO WPB	RAIL SAFETY PROJECT	RAILROAD AND UTILITIES	SU	5,399,543	6,442,399	-1,042,856
4365191	I-95 AT 45TH STREET	INTERCHANGE - ADD LANES	PRELIMINARY ENGINEERING	SA	0	909,532	-909,532
4124203	I-95 AT SPANISH RIVER	INTERCHANGE (NEW)	CONSTRUCTION	SA	0	850,442	-850,442
4339611	CR-880 EASTERN MOST 1.5 MILES EMBANKMENT WASHOUT	EMERGENCY OPERATIONS	CONSTRUCTION	ER13	0	783,520	-783,520
4316471	CRESTWOOD BLVD. FROM SARATOGA BLVD. TO ROYAL PALM BEACH BL	BIKE LANE/SIDEWALK	CONSTRUCTION	TALU	0	599,990	-599,990
2296642	SR-7 FROM OKEECHOBEE BLVD TO NORTHLAKE BLVD	NEW ROAD CONSTRUCTION	PRELIMINARY ENGINEERING	SA	0	521,034	-521,034
4347231	I-95 @ BLUE HERON BLVD INTERCHANGE	ADD TURN LANE(S)	PRELIMINARY ENGINEERING	NHPP	0	415,583	-415,583
4276531	A1A FROM JUPITER BEACH ROAD TO US 1	SIDEWALK	CONSTRUCTION	TALU	0	368,164	-368,164
4291981	CR-812/LANTANA ROAD FROM SUNSET RD. TO SIGNAL E.OF SR-9/I-95	RESURFACING	CONSTRUCTION	NHPP	0	314,545	-314,545
4306081	FOREST HILL/SR-882 AT JOG ROAD	RESURFACING/ADD BIKE LANES	CONSTRUCTION	SA	541,938	840,484	-298,546
4193452	SR-80 FROM W OF LION COUNTRY SAFARI RD TO FOREST HILL/CRESTWOOD BLVD.	ADD LANES & REHABILITATE PVMNT	PRELIMINARY ENGINEERING	SA	0	298,004	-298,004
4291981	CR-812/LANTANA ROAD FROM SUNSET RD. TO SIGNAL E.OF SR-9/I-95	RESURFACING	CONSTRUCTION	SA	0	211,070	-211,070
2298961	BEELINE HWY/SR-710 FROM W OF AUSTRALIAN AVE TO OLD DIXIE HWY	ADD LANES & RECONSTRUCT	RIGHT OF WAY	NHPP	0	178,951	-178,951
4124203	I-95 AT SPANISH RIVER	INTERCHANGE (NEW)	CONSTRUCTION	SU	0	176,980	-176,980
4316521	15TH STREET FROM N AUSTRALIAN AVENUE TO DIXIE HWY	LANDSCAPING	CONSTRUCTION	SE	0	154,767	-154,767
4350961	BEELINE HIGHWAY/SR-710 AT NORTHLAKE BLVD.	LIGHTING	CONSTRUCTION	HSP	254,178	395,419	-141,241
2297443	US-1 FROM S OF 13TH STREET TO SILVER BEACH ROAD	RESURFACING	CONSTRUCTION	SA	0	128,267	-128,267
4339611	CR-880 EASTERN MOST 1.5 MILES EMBANKMENT WASHOUT	EMERGENCY OPERATIONS	CONSTRUCTION	ER14	0	108,602	-108,602
4330701	23RD STREET FROM TAMARIND AVENUE TO SPRUCE AVENUE	SIDEWALK	CONSTRUCTION	TALT	0	103,109	-103,109
4316501	NE 2ND AVE FROM NE 4TH STREET TO GEORGE BUSH BLVD.	BIKE LANE/SIDEWALK	CONSTRUCTION	TALU	0	100,000	-100,000
4306082	FOREST HILL/SR-882 AT 16TH PLACE SOUTH	TRAFFIC SIGNALS	PRELIMINARY ENGINEERING	HSP	0	88,610	-88,610
4306082				SA	0	83,640	-83,640
4292462	SR-80/PALM BEACH RD FR R/R TRACKS TO CR-880	PAVE SHOULDERS	CONSTRUCTION	SA	0	79,968	-79,968
4259591	JOG ROAD @ SR-80/SOUTHERN BLVD. BRIDGE WIDENING OVER C-51	BRIDGE REHABILITATION	CONSTRUCTION	SA	0	73,922	-73,922
4190131	SR-80/SOUTHERN BLVD BRIDGES 930097 & 930098	BRIDGE REPLACEMENT	PRELIMINARY ENGINEERING	SABR	0	71,529	-71,529
4351011	LYONS ROAD FROM NORTE LAGO TO PINE SPRINGS DRIVE	MISCELLANEOUS CONSTRUCTION	PRELIMINARY ENGINEERING	SA	0	70,657	-70,657
4124203	I-95 AT SPANISH RIVER	INTERCHANGE (NEW)	CONSTRUCTION	HPP	0	69,687	-69,687
4296651	TAMARIND AVENUE FROM PALM BEACH LAKES BL TO 25 STREET	LANDSCAPING	CONSTRUCTION	TALU	0	67,017	-67,017
2319322	I-95 AT WOOLBRIGHT RD	INTERCHANGE IMPROVEMENT	CONSTRUCTION	NHPP	0	58,243	-58,243
4276542	C-18 CANAL FR. W. END OF LOXAHATCHEE TO RIVERBEND PARK	BIKE PATH/TRAIL	CONSTRUCTION	TALU	0	56,572	-56,572
4331961	FLYING COW ROAD FROM WELLINGTON ENVIRON. PRESERVE TO S. OF SR-80	SIDEWALK	CONSTRUCTION	TALU	0	55,207	-55,207
4351601	PALMETTO PARK ROAD FROM SR-7 TO NW 2ND AVENUE	BIKE PATH/TRAIL	PRELIMINARY ENGINEERING	SA	0	49,102	-49,102
4361131	LAKE WORTH RD./SR-802 FROM SHERWOOD FOREST BLVD. TO MILITARY TR/SR-809	LIGHTING	PRELIMINARY ENGINEERING	HSP	0	41,290	-41,290
4048271	I-95 ITS FROM BROWARD/PBC/ LINE TO PBC/MARTIN CO LINE	ADV TRAVELER INFORMATION SYSTM	CONSTRUCTION	SA	0	38,071	-38,071
4347221	I-95 @ ATLANTIC AVENUE/SR-806 INTERCHANGE	INTERCHANGE - ADD LANES	PRELIMINARY ENGINEERING	SA	0	34,500	-34,500
4193452	SR-80 FROM W OF LION COUNTRY SAFARI RD TO FOREST HILL/CRESTWOOD BLVD.	ADD LANES & REHABILITATE PVMNT	RIGHT OF WAY	SA	0	32,691	-32,691
4124892	SR-A1A FLAGLER MEMORIAL BRIDGE BRIDGE#930157	BRIDGE REPLACEMENT	CONSTRUCTION	SA	0	29,879	-29,879
4330701	23RD STREET FROM TAMARIND AVENUE TO SPRUCE AVENUE	SIDEWALK	CONSTRUCTION	SA	0	24,591	-24,591
4337021	WEST OCEAN AVENUE AT FEC - R/R CROSSING SIGNAL UPDATE	RAIL SAFETY PROJECT	RAILROAD AND UTILITIES	RHP	0	22,849	-22,849
2319322	I-95 AT WOOLBRIGHT RD	INTERCHANGE IMPROVEMENT	CONSTRUCTION	SA	0	22,000	-22,000
4331971	SPARROW DRIVE FROM SWEET BAY LANE TO ROYAL PALM BEACH BLVD	PEDESTRIAN/WILDLIFE OVERPASS	CONSTRUCTION	TALT	621,000	642,821	-21,821
2319322	I-95 AT WOOLBRIGHT RD	INTERCHANGE IMPROVEMENT	CONSTRUCTION	EB	0	16,351	-16,351
4351221	FOREST HILL BLVD./SR-882 AT KIRK ROAD	INTERSECTION IMPROVEMENT	PRELIMINARY ENGINEERING	SA	0	15,000	-15,000
4204121	US-1 FROM S. OF HARBORSIDE DR TO BOND WAY IN DELRAY BCH	RESURFACING	CONSTRUCTION	SA	0	13,000	-13,000
4351591	SE AVENUE G FROM SOUTH MAIN STREET TO EAST OF SE 9TH ROAD	SIDEWALK	PRELIMINARY ENGINEERING	SL	0	11,726	-11,726

Palm Beach MPO
FY 16 Federal Obligations Detail

FM No.	Description	Work Mix	Phase	Fund Code	FY 16 TIP Request	FY 16 Obligations	Funds Remaining
4193452	SR-80 FROM W OF LION COUNTRY SAFARI RD TO FOREST HILL/CRESTWOOD BLVD.	ADD LANES & REHABILITATE PVMNT	PRELIMINARY ENGINEERING	SU	0	11,403	-11,403
4124202	I-95 FROM S. OF GLADES RD TO N. OF YAMATO	ADD LANES & RECONSTRUCT	PRELIMINARY ENGINEERING	SA	0	11,353	-11,353
4068702	I-95 FROM S OF DONALD ROSS RD TO INDIANTOWN RD	ADD LANES & RECONSTRUCT	CONSTRUCTION	NHPP	0	10,185	-10,185
4330701	23RD STREET FROM TAMARIND AVENUE TO SPRUCE AVENUE	SIDEWALK	RAILROAD AND UTILITIES	TALU	0	10,000	-10,000
4158511	SR-5/24/25 STREETS FROM DIXIE HWY(US-1) TO BROADWAY(US-1)	RESURFACING	GRANTS AND MISCELLANEOUS	SE	0	9,999	-9,999
4316501	NE 2ND AVE FROM NE 4TH STREET TO GEORGE BUSH BLVD.	BIKE LANE/SIDEWALK	CONSTRUCTION	TALT	0	9,979	-9,979
4351021	I-95 ON RAMP AT INDIANTOWN ROAD/SR-706	RESURFACING	PRELIMINARY ENGINEERING	SA	0	9,029	-9,029
4350961	BEEELINE HIGHWAY/SR-710 AT NORTHLAKE BLVD.	LIGHTING	CONSTRUCTION	SA	33,069	41,947	-8,878
4351601	PALMETTO PARK ROAD FROM SR-7 TO NW 2ND AVENUE	BIKE PATH/TRAIL	PRELIMINARY ENGINEERING	HSP	0	8,409	-8,409
4124203	I-95 AT SPANISH RIVER	INTERCHANGE (NEW)	RIGHT OF WAY	EB	0	8,309	-8,309
2331662	GLADES ROAD/SR-808 FROM SR-7 TO US-1	INTERSECTION IMPROVEMENT	PRELIMINARY ENGINEERING	SA	0	5,700	-5,700
4296651	TAMARIND AVENUE FROM PALM BEACH LAKES BL TO 25 STREET	LANDSCAPING	CONSTRUCTION	SA	0	5,500	-5,500
4350801	NE 2 AVENUE FROM GEORGE BUSH BLVD TO NE 13 STREET	BIKE LANE/SIDEWALK	PRELIMINARY ENGINEERING	TALT	0	5,070	-5,070
4331971	SPARROW DRIVE FROM SWEET BAY LANE TO ROYAL PALM BEACH BLVD	PEDESTRIAN/WILDLIFE OVERPASS	CONSTRUCTION	TALU	0	5,000	-5,000
4337031	12TH AVENUE SOUTH AT FEC - R/R CROSSING SIGNAL UPGRADE	RAIL SAFETY PROJECT	RAILROAD AND UTILITIES	RHP	0	5,000	-5,000
2298961	BEEELINE HWY/SR-710 FROM W OF AUSTRALIAN AVE TO OLD DIXIE HWY	ADD LANES & RECONSTRUCT	RIGHT OF WAY	SU	0	4,921	-4,921
4351581	SR-80/SOUTHERN BLVD AT SANSBURY WAY/LYONS RD.	INTERSECTION IMPROVEMENT	GRANTS AND MISCELLANEOUS	SA	0	4,569	-4,569
4333351	BELVEDERE ROAD AT FEC - R/R CROSSING SIGNAL UPGRADE	RAIL SAFETY PROJECT	RAILROAD AND UTILITIES	RHH	0	4,490	-4,490
4330701	23RD STREET FROM TAMARIND AVENUE TO SPRUCE AVENUE	SIDEWALK	PRELIMINARY ENGINEERING	SA	0	4,080	-4,080
4287201	SR-80/PALM BEACH RD FROM SR-15/441 TO RR TRACKS	RESURFACING	CONSTRUCTION	SA	0	3,700	-3,700
4350961	BEEELINE HIGHWAY/SR-710 AT NORTHLAKE BLVD.	LIGHTING	PRELIMINARY ENGINEERING	SA	0	3,304	-3,304
4333301	CENTER ST AT FEC - R/R CROSSING SIGNAL UPGRADE	RAIL SAFETY PROJECT	RAILROAD AND UTILITIES	RHP	0	3,268	-3,268
4328831	NORTHLAKE BLVD - ADAPTIVE TRAFFIC CONTROL SYSTEM	ATMS - ARTERIAL TRAFFIC MGMT	PRELIMINARY ENGINEERING	SU	0	3,000	-3,000
4347221	I-95 @ ATLANTIC AVENUE/SR-806 INTERCHANGE	INTERCHANGE - ADD LANES	PRELIMINARY ENGINEERING	NHPP	0	2,681	-2,681
4333341	13TH ST AT FEC - R/R CROSSING SIGNAL UPDATE	RAIL SAFETY PROJECT	RAILROAD AND UTILITIES	RHH	0	2,322	-2,322
4331671	TUNISON PALMS SIDEWALK/BIKE LANE IMPROVEMENTS IN BOCA RATON	BIKE LANE/SIDEWALK	PRELIMINARY ENGINEERING	TALU	0	1,872	-1,872
4068702	I-95 FROM S OF DONALD ROSS RD TO INDIANTOWN RD	ADD LANES & RECONSTRUCT	CONSTRUCTION	SA	0	1,795	-1,795
4334741	FERN STREET FROM TAMARIND AVENUE TO FLAGLER DRIVE	LIGHTING	PRELIMINARY ENGINEERING	TALT	0	1,029	-1,029
4351601	PALMETTO PARK ROAD FROM SR-7 TO NW 2ND AVENUE	BIKE PATH/TRAIL	PRELIMINARY ENGINEERING	SU	0	891	-891
4287201	SR-80/PALM BEACH RD FROM SR-15/441 TO RR TRACKS	RESURFACING	CONSTRUCTION	EB	0	674	-674
4331971	SPARROW DRIVE FROM SWEET BAY LANE TO ROYAL PALM BEACH BLVD	PEDESTRIAN/WILDLIFE OVERPASS	PRELIMINARY ENGINEERING	TALT	0	586	-586
4204121	US-1 FROM S. OF HARBORSIDE DR TO BOND WAY IN DELRAY BCH	RESURFACING	CONSTRUCTION	EB	0	163	-163
4316481	PATCH REEF TRAIL FR. VERDE TRAIL SOUTH TO S. OF TOWN CENTER RD.	BIKE PATH/TRAIL	PRELIMINARY ENGINEERING	TALU	0	6	-6
2357491	PALM TRAN FTA 5307 TRANSIT CAPITAL ASSIST	CAPITAL FOR FIXED ROUTE	CAPITAL	FTA	21,241,131	21,241,131	0
4331691	CANAL POINT PEDESTRIAN BRIDGE OVER THE L-10 CANAL	PEDESTRIAN/WILDLIFE OVERPASS	CONSTRUCTION	TALT	7,000	7,000	0
4334741	FERN STREET FROM TAMARIND AVENUE TO FLAGLER DRIVE	LIGHTING	CONSTRUCTION	TALT	523,667	523,667	0
4368721	NE 2ND AVENUE FROM NE 13TH STREET TO NE 22ND STREET	BIKE LANE/SIDEWALK	PRELIMINARY ENGINEERING	TALT	5,000	5,000	0
4368741	OKEECHOBEE BLVD. FROM FOLSOM RD. TO SR-7	LIGHTING	PRELIMINARY ENGINEERING	TALT	5,000	5,000	0
4368941	FOUR(4) PBC BRIDGE REPLACEMENTS	BRIDGE REPLACEMENT	PRELIMINARY ENGINEERING	SU	1,010,000	1,010,000	0
4369301	PALM BEACH COUNTY OVERHEAD FLASHING SCHOOL ZONE SIGNS	OVERHEAD SIGNING	PRELIMINARY ENGINEERING	TALT	5,000	5,000	0
4369321	NORTH SHORE NEIGHBORHOOD SIDEWALKS IN WPB	SIDEWALK	PRELIMINARY ENGINEERING	TALT	5,000	5,000	0
2298972	BEEELINE HWY/SR-710 FROM W. OF CONGRESS AVE TO W. OF AUSTRALIAN AVE	ADD LANES & RECONSTRUCT	RIGHT OF WAY	NHPP	0	-4	4
4331091	I-95 FROM BROWARD/PALM BEACH COUNTY LINE TO LINTON BLVD.	PRELIM ENG FOR FUTURE CAPACITY	PRELIMINARY ENGINEERING	SA	0	-4	4
4316481	PATCH REEF TRAIL FR. VERDE TRAIL SOUTH TO S. OF TOWN CENTER RD.	BIKE PATH/TRAIL	CONSTRUCTION	TALU	0	-5	5
4231891	PALM BEACH CO-WIDE SAFE ROUTES TO SCHOOLS OVERHEAD SIGNS	OVERHEAD SIGNING	CONSTRUCTION	EB	0	-9	9
4238121	CONGRESS AVE FR N OF CLINT MOORE RD TO NORTH 0.4 MILE	BIKE PATH/TRAIL	CONSTRUCTION	SE	0	-35	35
4183531	SAINT ANDREWS BLVD FROM GLADES ROAD TO YAMATO RD	BIKE PATH/TRAIL	CONSTRUCTION	SA	0	-50	50
4165252	PALM BEACH COUNTY ATMS DESIGN GROUP 3	TRAFFIC CONTROL DEVICES/SYSTEM	CONSTRUCTION	EB	0	-59	59
4316861	L.O.S.T. KIOSKS IN SOUTH BAY	MISCELLANEOUS CONSTRUCTION	PRELIMINARY ENGINEERING	TALU	0	-156	156
4276551	CRESTWOOD BLVD FROM SARATOGA BLVD TO ROYAL PALM BEACH BLVD	BIKE PATH/TRAIL	CONSTRUCTION	SA	0	-210	210
4333381	WOOLBRIGHT ROAD AT FEC - R/R CROSSING SIGNAL UPGRADE	RAIL SAFETY PROJECT	RAILROAD AND UTILITIES	RHP	0	-293	293

Palm Beach MPO
FY 16 Federal Obligations Detail

FM No.	Description	Work Mix	Phase	Fund Code	FY 16 TIP Request	FY 16 Obligations	Funds Remaining
4325491	I-95 FR. N. OF 6TH AVE TO LAKE WORTH ROAD	SKID HAZARD OVERLAY	CONSTRUCTION	SA	0	-450	450
4252592	RIVERBEND PARK TO CYPRESS CREEK NATURAL AREA	BIKE PATH/TRAIL	PRELIMINARY ENGINEERING	SE	1,032	0	1,032
4316471	CRESTWOOD BLVD. FROM SARATOGA BLVD. TO ROYAL PALM BEACH BL	BIKE LANE/SIDEWALK	PRELIMINARY ENGINEERING	TALU	0	-1,056	1,056
4238092	BLUEGILL TRAIL FR. GRASSY WATERS PRSV./N. LAKE BLVD TO N. OF PGA BLVD.	BIKE PATH/TRAIL	PRELIMINARY ENGINEERING	TALU	0	-1,202	1,202
4333311	HOOD ROAD AT FEC - R/R CROSSING SIGNAL UPGRADE	RAIL SAFETY PROJECT	RAILROAD AND UTILITIES	RHP	0	-1,660	1,660
4331691	CANAL POINT PEDESTRIAN BRIDGE OVER THE L-10 CANAL	PEDESTRIAN/WILDLIFE OVERPASS	PRELIMINARY ENGINEERING	TALU	0	-1,842	1,842
4252601	QUADRILLE BLVD FROM OKEECHOBEE BLVD/SR-704 TO DATURA STREET	LANDSCAPING	CONSTRUCTION	SE	1,930	0	1,930
4331961	FLYING COW ROAD FROM WELLINGTON ENVIRON. PRESERVE TO S. OF SR-80	SIDEWALK	PRELIMINARY ENGINEERING	TALT	0	-2,526	2,526
4316521	15TH STREET FROM N AUSTRALIAN AVENUE TO DIXIE HWY	LANDSCAPING	PRELIMINARY ENGINEERING	SE	0	-2,539	2,539
4124204	I-95 AT GLADES ROAD/SR-808	INTERCHANGE - ADD LANES	PRELIMINARY ENGINEERING	SU	0	-3,034	3,034
4238092	BLUEGILL TRAIL FR. GRASSY WATERS PRSV./N. LAKE BLVD TO N. OF PGA BLVD.	BIKE PATH/TRAIL	CONSTRUCTION	TALT	0	-3,097	3,097
4165252	PALM BEACH COUNTY ATMS DESIGN GROUP 3	TRAFFIC CONTROL DEVICES/SYSTEM	CONSTRUCTION	SA	0	-3,457	3,457
4132572	I-95 AT HYPOLUXO ROAD	INTERCHANGE IMPROVEMENT	CONSTRUCTION	SA	0	-3,516	3,516
4301981	CONGRESS AVE/SR-807 @ 10TH AVENUE N	LIGHTING	PRELIMINARY ENGINEERING	HSP	0	-3,697	3,697
4368731	RIVIERA BEACH PEDESTRIAN LIGHTING	LIGHTING	PRELIMINARY ENGINEERING	TALT	5,000	0	5,000
4170622	BLUE HERON BL/SR-708 @ CONGRESS AVE PHASE II	ADD TURN LANE(S)	CONSTRUCTION	SA	0	-5,816	5,816
4331671	TUNISON PALMS SIDEWALK/BIKE LANE IMPROVEMENTS IN BOCA RATON	BIKE LANE/SIDEWALK	CONSTRUCTION	TALT	6,600	0	6,600
4252601	QUADRILLE BLVD FROM OKEECHOBEE BLVD/SR-704 TO DATURA STREET	LANDSCAPING	CONSTRUCTION	SA	6,623	0	6,623
4259591	JOG ROAD @ SR-80/SOUTHERN BLVD. BRIDGE WIDENING OVER C-51	BRIDGE REHABILITATION	CONSTRUCTION	EB	7,179	0	7,179
4124202	I-95 FROM S. OF GLADES RD TO N. OF YAMATO	ADD LANES & RECONSTRUCT	PRELIMINARY ENGINEERING	HPP	0	-7,952	7,952
4259591	JOG ROAD @ SR-80/SOUTHERN BLVD. BRIDGE WIDENING OVER C-51	BRIDGE REHABILITATION	PRELIMINARY ENGINEERING	EB	0	-8,127	8,127
4238101	SEABOARD STATION BEAUTIFICATION PROJECT	PEDESTRIAN SAFETY IMPROVEMENT	CONSTRUCTION	EB	7,901	-374	8,275
4292461	SR-80/PALM BEACH RD FR SR-15/MAIN STREET TO CR-880	GUARDRAIL	CONSTRUCTION	EB	0	-8,773	8,773
2296643	SR-7 FROM 60TH ST. TO NORTH LAKE BLVD.	NEW ROAD CONSTRUCTION	RIGHT OF WAY	SU	0	-10,110	10,110
4333011	45TH ST. & W. BLUE HERON BLVD. - DYNAMIC MESSAGE SIGNS	DYNAMIC MESSAGE SIGN	CONSTRUCTION	SA	0	-10,520	10,520
4211681	WEST PALM BEACH FTA 5309 TROLLEY SHELTER	TRANSIT IMPROVEMENT	CAPITAL	FTA	247,500	235,995	11,505
4333331	BEELINE HWY/SR 710 AT CSX - R/R CROSSING SIGNAL UPGRADE	RAIL SAFETY PROJECT	RAILROAD AND UTILITIES	RHP	0	-12,368	12,368
2298961	BEELINE HWY/SR-710 FROM W OF AUSTRALIAN AVE TO OLD DIXIE HWY	ADD LANES & RECONSTRUCT	RIGHT OF WAY	SA	19,746	-40	19,786
2319322	I-95 AT WOOLBRIGHT RD	INTERCHANGE IMPROVEMENT	CONSTRUCTION	SU	0	-22,029	22,029
4124892	SR-A1A FLAGLER MEMORIAL BRIDGE BRIDGE#930157	BRIDGE REPLACEMENT	CONSTRUCTION	BRT	0	-27,266	27,266
4333331	BEELINE HWY/SR 710 AT CSX - R/R CROSSING SIGNAL UPGRADE	RAIL SAFETY PROJECT	RAILROAD AND UTILITIES	RHH	0	-28,928	28,928
4297381	DIXIE HWY/SR-805 @ 12TH AVENUE SOUTH SAFETY PROJECT	INTERSECTION IMPROVEMENT	CONSTRUCTION	HSP	0	-37,826	37,826
4071842	PALM TRAN FTA 5311 SMALL URBAN/RURAL TRANSIT OPS	OPERATING/ADMIN. ASSISTANCE	TRANSIT OPS	DU	346,135	307,535	38,600
4292461	SR-80/PALM BEACH RD FR SR-15/MAIN STREET TO CR-880	GUARDRAIL	CONSTRUCTION	HSP	0	-45,198	45,198
4252592	RIVERBEND PARK TO CYPRESS CREEK NATURAL AREA	BIKE PATH/TRAIL	CONSTRUCTION	TALU	5,000	-42,564	47,564
4124892	SR-A1A FLAGLER MEMORIAL BRIDGE BRIDGE#930157	BRIDGE REPLACEMENT	CONSTRUCTION	EB	0	-50,000	50,000
4333011	45TH ST. & W. BLUE HERON BLVD. - DYNAMIC MESSAGE SIGNS	DYNAMIC MESSAGE SIGN	DSB	SA	50,620	0	50,620
4331961	FLYING COW ROAD FROM WELLINGTON ENVIRON. PRESERVE TO S. OF SR-80	SIDEWALK	CONSTRUCTION	TALT	0	-53,551	53,551
4238092	BLUEGILL TRAIL FR. GRASSY WATERS PRSV./N. LAKE BLVD TO N. OF PGA BLVD.	BIKE PATH/TRAIL	CONSTRUCTION	TALU	0	-64,928	64,928
4296651	TAMARIND AVENUE FROM PALM BEACH LAKES BL TO 25 STREET	LANDSCAPING	CONSTRUCTION	SE	0	-66,146	66,146
4153141	ALT A1A FROM S OF RCA BLVD TO US 1	RESURFACING	CONSTRUCTION	SU	73,684	0	73,684
4345341	LAKE WORTH RD/SR-802 FROM MILITARY TRAIL/SR-809 TO CONGRESS AVE/SR-807	LIGHTING	CONSTRUCTION	HSP	75,000	0	75,000
4124203	I-95 AT SPANISH RIVER	INTERCHANGE (NEW)	PRELIMINARY ENGINEERING	SU	0	-105,257	105,257
4292461	SR-80/PALM BEACH RD FR SR-15/MAIN STREET TO CR-880	GUARDRAIL	CONSTRUCTION	SA	0	-157,491	157,491
4306081	FOREST HILL/SR-882 AT JOG ROAD	RESURFACING/ADD BIKE LANES	CONSTRUCTION	SU	160,944	0	160,944
2298961	BEELINE HWY/SR-710 FROM W OF AUSTRALIAN AVE TO OLD DIXIE HWY	ADD LANES & RECONSTRUCT	RIGHT OF WAY	FHPP	0	-170,782	170,782
4334741	FERN STREET FROM TAMARIND AVENUE TO FLAGLER DRIVE	LIGHTING	CONSTRUCTION	TALU	239,731	36,295	203,436
4151581	WEST PALM BEACH FTA 5309 TROLLEY BUSES	PURCHASE VEHICLES/EQUIPMENT	CAPITAL	FTA	2,029,598	1,824,413	205,185
4279381	SR-7/US-441 FROM BROWARD/PB CO/LINE TO SOUTH OF GLADES ROAD/SR-808	BIKE LANE/SIDEWALK	PRELIMINARY ENGINEERING	SU	0	-242,809	242,809
4124203	I-95 AT SPANISH RIVER	INTERCHANGE (NEW)	RIGHT OF WAY	SA	150,000	-146,000	296,000
4190131	SR-80/SOUTHERN BLVD BRIDGES 930097 & 930098	BRIDGE REPLACEMENT	PRELIMINARY ENGINEERING	BRAC	392,887	0	392,887

Palm Beach MPO
FY 16 Federal Obligations Detail

FM No.	Description	Work Mix	Phase	Fund Code	FY 16 TIP Request	FY 16 Obligations	Funds Remaining
2298961	BEELINE HWY/SR-710 FROM W OF AUSTRALIAN AVE TO OLD DIXIE HWY	ADD LANES & RECONSTRUCT	CONSTRUCTION	SA	513,500	0	513,500
4190131	SR-80/SOUTHERN BLVD BRIDGES 930097 & 930098	BRIDGE REPLACEMENT	CONSTRUCTION	SA	513,500	0	513,500
4351591	SE AVENUE G FROM SOUTH MAIN STREET TO EAST OF SE 9TH ROAD	SIDEWALK	CONSTRUCTION	SA	528,749	0	528,749
4331691	CANAL POINT PEDESTRIAN BRIDGE OVER THE L-10 CANAL	PEDESTRIAN/WILDLIFE OVERPASS	CONSTRUCTION	TALU	629,000	40,330	588,670
4193452	SR-80 FROM W OF LION COUNTRY SAFARI RD TO FOREST HILL/CRESTWOOD BLVD.	ADD LANES & REHABILITATE PVMNT	RIGHT OF WAY	SU	718,532	82,621	635,911
4331671	TUNISON PALMS SIDEWALK/BIKE LANE IMPROVEMENTS IN BOCA RATON	BIKE LANE/SIDEWALK	CONSTRUCTION	TALU	745,540	0	745,540
4317611	BCT/PALM TRAN INTERFACE W/ MDT/SFRTA EASY CARD	PURCHASE VEHICLES/EQUIPMENT	CAPITAL	SU	820,000	0	820,000
4287221	BACOM PT RD/SR-715/SW-NW 16TH ST FROM W. CANAL ST/SR-717 TO SR-15/US 441	RESURFACING	CONSTRUCTION	SL	827,784	-70,925	898,709
2298961	BEELINE HWY/SR-710 FROM W OF AUSTRALIAN AVE TO OLD DIXIE HWY	ADD LANES & RECONSTRUCT	RIGHT OF WAY	HPP	0	-1,101,274	1,101,274
4365191	I-95 AT 45TH STREET	INTERCHANGE - ADD LANES	PDE	SA	1,550,000	0	1,550,000
4344951	PALM TRAN FTA 5339 CAPITAL FOR BUS & BUS FACILITIES	CAPITAL FOR FIXED ROUTE	CAPITAL	FTA	4,985,338	0	4,985,338
4287221	BACOM PT RD/SR-715/SW-NW 16TH ST FROM W. CANAL ST/SR-717 TO SR-15/US 441	RESURFACING	CONSTRUCTION	SA	6,147,209	0	6,147,209
2296643	SR-7 FROM 60TH ST. TO NORTH LAKE BLVD.	NEW ROAD CONSTRUCTION	ENVIRONMENTAL	SU	8,000,000	0	8,000,000
2296644	SR-7 FROM OKEECHOBEE BLVD TO 60 STREET	ADD LANES & RECONSTRUCT	CONSTRUCTION	SU	14,210,448	0	14,210,448
Totals:					73,668,236	60,096,813	13,571,423

THE LAW

BICYCLE = VEHICLE

BICYCLES RIDING ON THE ROAD ARE CONSIDERED VEHICLES AND MUST:

- Obey all traffic controls and signals.
- Ride in the same direction of traffic.
- Have a front white light and rear red light while riding at dawn, dusk, or night.




ROAD POSITIONING

Per Florida Statute, Section 316.2065(5)(a), any person operating a bicycle on a roadway at less than the normal speed of traffic shall ride in the lane marked for bicycle use or, if no lane is marked for bicycle use, as close as practicable to the right-hand curb or edge of the roadway except under any of the following situations:

- when passing another bicycle or vehicle proceeding in the same direction;
 - when preparing for a left turn;
 - when reasonably necessary to avoid any condition or potential conflict, including, but not limited to, a fixed or moving object, parked or moving vehicle, bicycle, pedestrian, animal, surface hazard; or
 - where a turn lane, or lane that is too narrow for a bicycle and another vehicle to travel safely side by side within the lane.
- A driver overtaking a bicycle must maintain a horizontal clearance of 3 feet.

One-Way Street
A bicyclist operating on a one-way roadway with two or more marked traffic lanes may also ride as near to the left-hand curb or edge of such roadway as practicable.

- Width and Road Position**
1. On roads with narrow lanes, ride far enough from the edge to discourage dangerously close passing.
 2. On roads with wide lanes, riding just to the right of the stream of traffic will allow easy passing while reducing risks from turning or crossing traffic.
 3. Ride on the smooth pavement just to the left of any gravel, debris, or potholes.
 4. Always ride at least a door's width from parked cars.



RIDING ON SIDEWALKS

Bicyclists may legally ride on sidewalks in Palm Beach County; however, riding on the sidewalk is a leading cause of bicycle crashes.

When riding on sidewalks or in crosswalks, a bicyclist has the same rights and duties as a pedestrian. A bicyclist riding on sidewalks or in crosswalks must yield the right of way to pedestrians and must give an audible signal before passing.

ROAD SIGNS



BE SAFE!



BE PREDICTABLE

Ride so drivers can see you and predict your movements.

- Obey traffic signs and signals.
- Never ride against traffic.
- Use hand signals.
- Ride in a straight line.
- Follow lane markings.
- Choose the best way to turn left.
- Do not pass on the right.
- Do not weave between parked cars.
- Ride slowly on sidewalks and yield to pedestrians.

BE COURTEOUS

- While riding on the road, keep to the right to let faster vehicles pass on the left.
- Do not ride more than 2 bicycles abreast on the road to let faster vehicles pass.
- Yield to pedestrians and call out or a ring bell before passing on the left while riding on a sidewalk.

BE SEEN

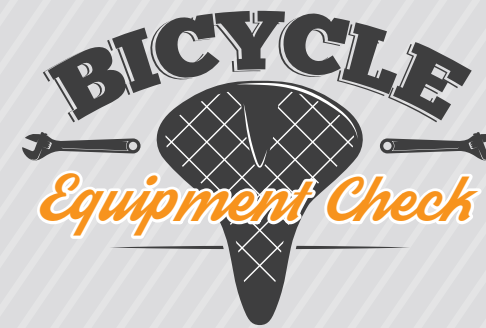
- Always wear bright, reflective clothing while on your bicycle.
- A bicycle operated at dawn, dusk or night must be equipped with a front white light and both a rear reflector and red light. Additional lighting is permitted and recommended.

BE PREPARED

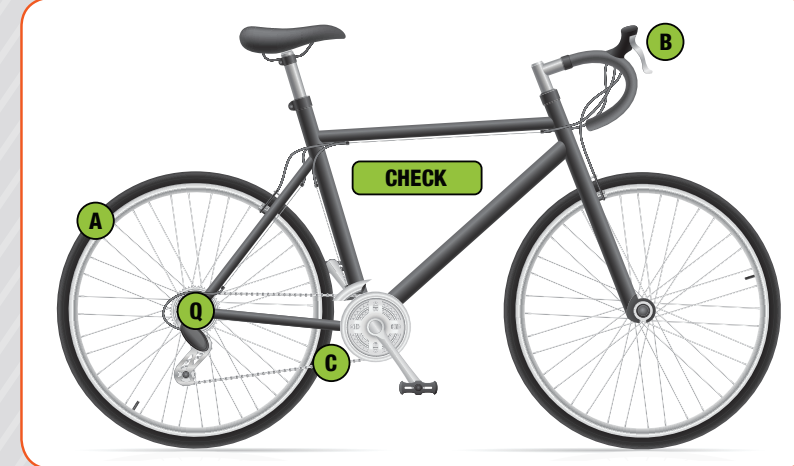
- Carry a small tool kit with tire patch and frame pump – and know how to use them – this will help get you back on the road when your bike has a flat tire or other common minor breakdowns.
- Use good lock. Lock your bicycle's frame and any quick-release parts, or take them with you.

BE ALERT

- Be aware of your surroundings and do not wear headsets, talk on the phone, or listen to music while bicycling.
- Avoid road hazards.
- Keep both hands ready to brake.



A-B-C QUICK CHECK



A: Check your tires to see if they have enough **AIR**.

B: Check your **BRAKES** to make sure they are working properly.

C: Check your bicycle **CHAIN** to ensure it is in place and not damaged or rusty.

Q: If your bicycle has **QUICK RELEASES**, make sure they are in lock position.

CHECK: Check your bike for any loose parts such handlebars, bolts or cables



Railroad Tracks

Try to cross railroad tracks at a 90 degree angle. Otherwise the tracks may trap the front wheel, causing a fall.

Potholes

Avoid potholes. Hitting a pothole can cause a fall and injury or at a minimum, damage wheel rims, spokes and forks. A wide swerve around the pothole can send you into the path of an overtaking car.

Grates

Scan for traffic and move further into the lane to go around grates. Tires may fall through some sewer and drainage grates causing you to go over the handlebars.

Wet Surfaces

Watch out for slippery surfaces, especially leaves, motor oil and painted stripes. Turn corners slowly, avoid puddles, and brake early.

Sand, Gravel, Leaves

Steer around these when possible. If you must ride over them, steer a straight line and never brake or turn sharply.



GREENWAY

A Greenway is a type of shared use path typically physically separated from motor vehicle traffic with an open space or barrier. These facilities are designed to include both pedestrians and bicyclists.



BUFFERED BIKE LANE

Buffered Bike Lanes are designated bicycle lanes paired with a buffer space separating the bicycle lane from the adjacent motor vehicle travel lane and/or parking lane. A subset of this group are Protected Bike Lanes which separate cyclists from vehicle travel by a physical barrier.



DESIGNATED BIKE LANE

A Designated Bike Lane is a portion of the roadway that is identified through striping, signage, and pavement markings for the preferred or exclusive use of bicyclists.



UNDESIGNATED BIKE LANE

Shoulders are the paved section of road outside of the travel lane. For most roadways, cyclists are legally allowed to ride on the travel lanes. A paved or partially paved shoulder offers cyclists an alternative to ride with some separation from vehicular traffic. This type of shoulder can also reduce risky passing maneuvers by drivers.



BIKEPALMBEACH.ORG

3.C



The Palm Beach Metropolitan Planning Organization (MPO) Bicycle Suitability Map is intended to serve as a reference for bicycling on roads within the Palm Beach County area. The map includes the bicycle level of service (BLOS) for roads within the county. The BLOS is a calculation of how comfortable a bicyclist may feel on a particular roadway based on roadway speeds, traffic volumes and the amount of space provided for bicyclists to operate.

Bicyclists should remain alert for hazardous conditions at all times, and every bicyclist is encouraged to obtain appropriate safety equipment and observe all traffic laws.

The Palm Beach MPO, Kimley-Horn and Associates, Inc., and the individuals involved in the development of this map assume no liability for the personal safety of individuals using this map.

CONTACT INFORMATION

Palm Beach Metropolitan Organization
2300 North Jog Road, 4th Floor
West Palm Beach, FL 33411-2749
Phone: 561-684-4170
Email: info@PalmBeachMPO.org

PalmBeachMPO.org




Palm Beach Metropolitan Planning Organization (MPO).....	PalmBeachMPO.org
Bike Palm Beach.....	BikePalmBeach.org
Palm Beach County Parks & Recreation.....	PBCgov.com/parks
Florida Pedestrian and Bicycle Resource Center.....	PedBikeSRC.ce.ufl.edu
National Pedestrian & Bicycle Information Center.....	PedBikeInfo.org
Florida Bicycle Association.....	FloridaBicycle.org
League of American Bicyclists.....	BikeLeague.org
Alert Today Alive Tomorrow.....	AlertTodayFlorida.com
Florida Department of Transportation.....	DOT.State.FL.us
National Center for Safe Routes to School.....	SafeRoutesInfo.org
Bike to School Day.....	WalkBikeToSchool.org
Bike Florida.....	BikeFlorida.org

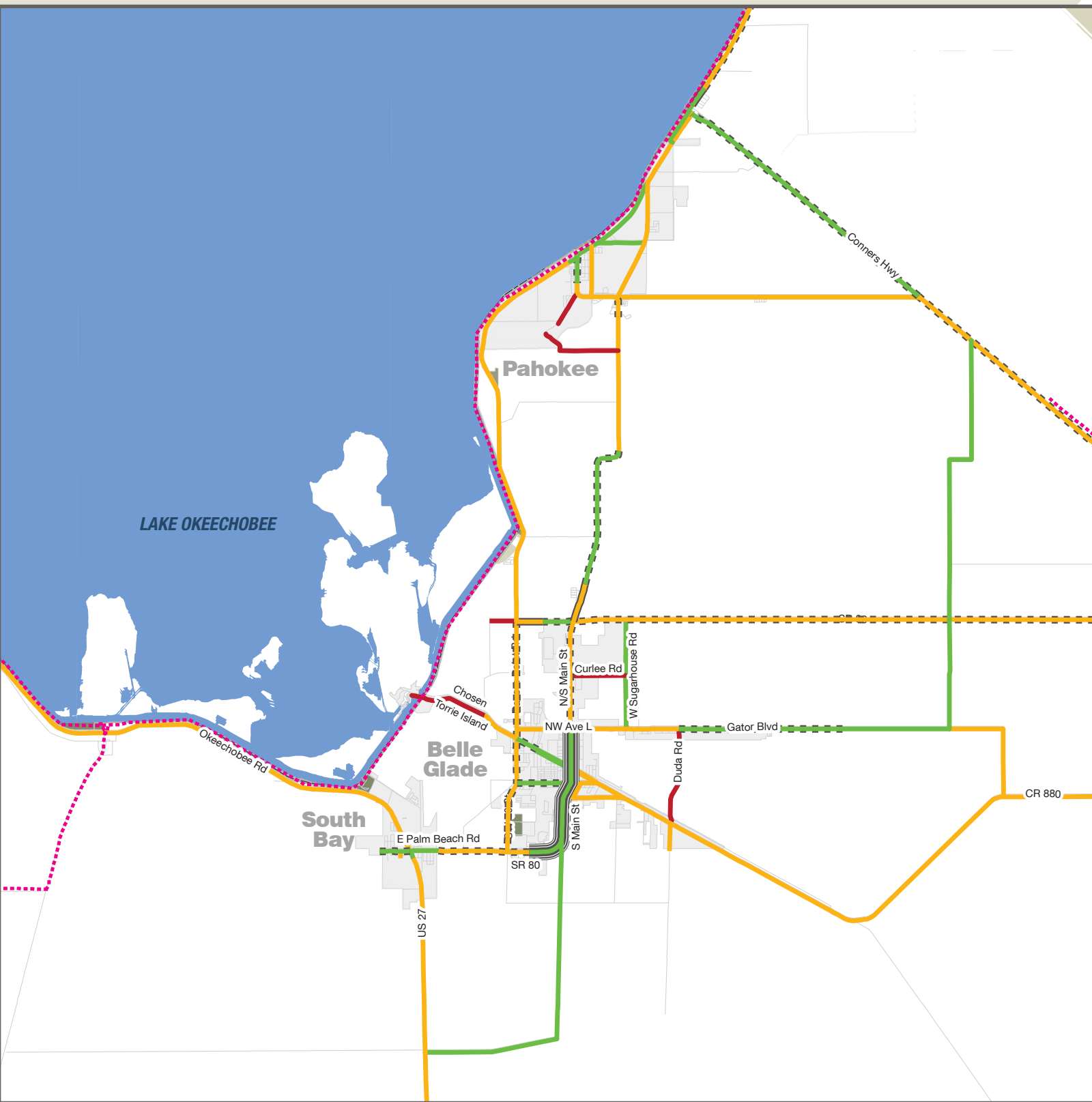
Created by
Kimley»Horn



PALM BEACH METROPOLITAN PLANNING ORGANIZATION BIKE SUITABILITY MAP

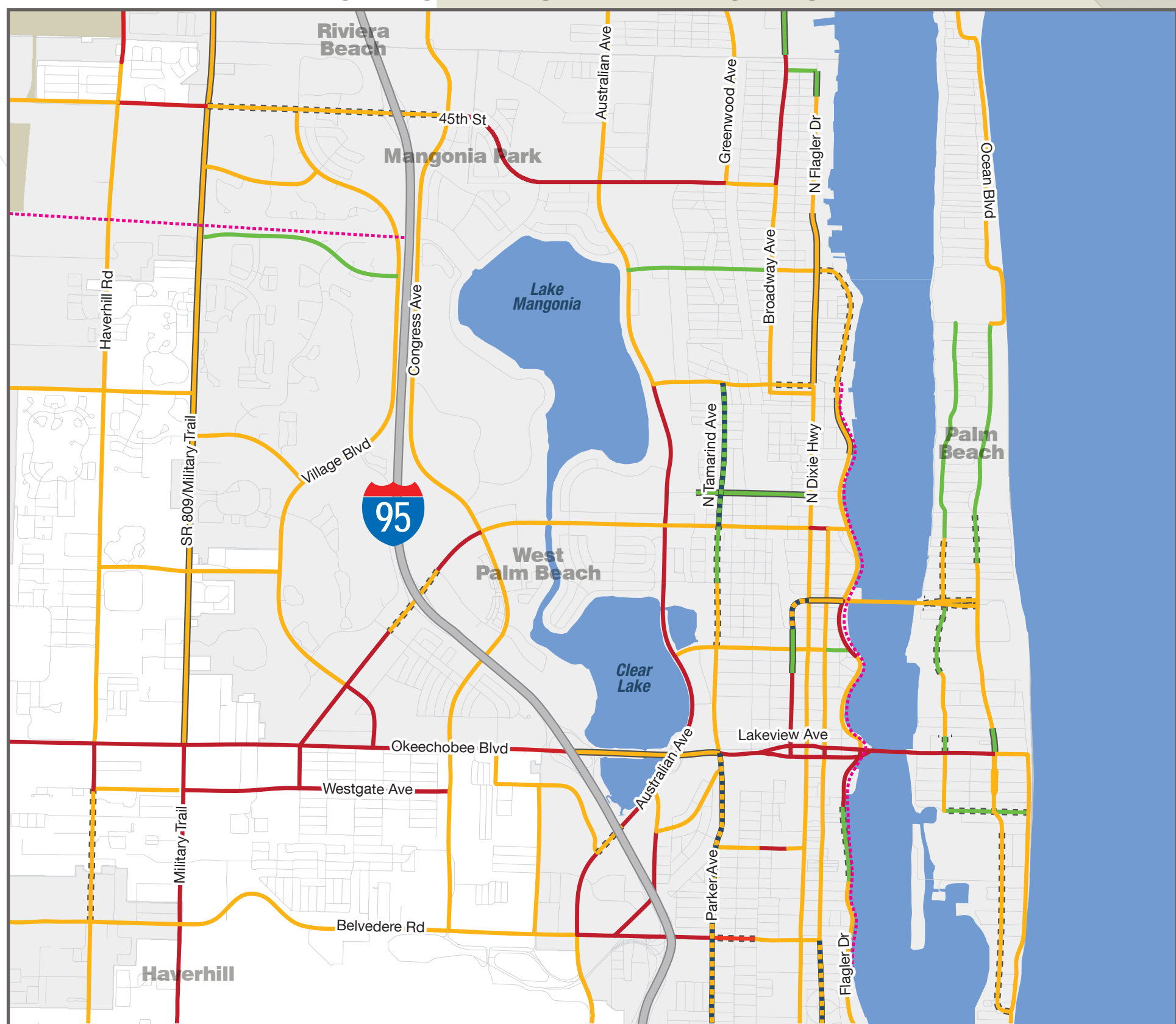


GLADES AREA INSET



SEE GLADES AREA INSET
FOR WESTERN
PORTION OF COUNTY

DOWNTOWN WEST PALM BEACH INSET



BIKE
PALM BEACH
BIKEPALMBEACH.ORG

LEGEND

- Caution** High vehicle traffic, and high speed roads (>35 mph) with no designated space for bicyclists to travel, and traffic from heavy vehicles, such as freight trucks.
- Fair** Moderate to high vehicle traffic and low speed roads (<35 mph) with no designated bike facilities, or high speed roads (>35 mph) with some space for bicyclists to travel.
- Good** Low to moderate vehicle traffic, and low speed roads (≤ 35 mph) with shared lanes or higher speed roads (<35) with designated bike facilities.

- Buffered Bike Lane
- Designated Bike Lane
- Undesignated Bike Lane
- Sharrow
- Limited Access Roads
- Greenways
- Water
- Parks
- Conservation Lands
- County Boundary
- Transit Hub

0 1 2 4 Miles

BROWARD



Public Involvement Activity Report

October 2016



The Palm Beach MPO prioritizes public involvement in the local and regional transportation planning process, and utilizes various methods to communicate information and opportunities for public input:

MPO Website | Social Media | Meetings of the MPO Governing Board, Advisory and Ad-Hoc Committees |
Special Workshops | Presentations | Exhibits | MPO Activities | Community Events

Highlights

- GIS Expo: **September 29-30**
*Received 4 completed surveys
- Walk to School Day: **October 5**
- Wellness Fair: **October 15**
*Received 50 completed surveys
 - 56% of respondents bicycle for recreation at least once a week
 - 20% of respondents would like an improved County-wide bicycle infrastructure network

Platforms

				
Users / Followers	829	182	332	74
Impressions / Sessions	1,552	3,903	16,000	104

Online Engagement



Upcoming Events

- Transpo Conference: **November 13-16, 2016**
- Bicycle/Trailways/Pedestrian Advisory Committee: **December 1, 2016**
- Technical Advisory Committee: **December 7, 2016**

- Citizens Advisory Committee: **December 7, 2016**
- Transportation Disadvantaged Local Coordinating Board: **December 8, 2016**
- MPO Board: **December 12, 2016**



PALM BEACH METROPOLITAN PLANNING ORGANIZATION

2300 N. Jog Rd., 4th Floor, West Palm Beach, Florida 33411-2749

Phone 561.684.4170 Fax 561.242.7165 www.PalmBeachMPO.org

Summary Points of the October 20, 2016 MPO Board Meeting

PDF versions of the agenda, backup material and presentations as well as audio recordings are available for review at www.PalmBeachMPO.org/Board

Item No.	Description	Action
Consent Items		
1.1.1	MOTION TO APPROVE Appointment of Ms. Kara Irwin-Ferris as Representative for the City of Greenacres on the Technical Advisory Committee (TAC).	Approved
1.1.2	MOTION TO APPROVE Appointment of Mr. Mark Stivers as Representative for the City of Delray Beach on the Bicycle Trailways Pedestrian Advisory Committee (BTPAC).	Approved
1.1.3	MOTION TO APPROVE Appointment of Dr. Ana Puszkina-Chevin as Alternate for the City of Delray Beach on the BTPAC.	Approved
1.1.4	MOTION TO APPROVE Appointment of Mr. Xavier Falconi as Representative for the City of Delray Beach on the TAC.	Approved
1.1.5	MOTION TO APPROVE Appointment of Mr. John Morgan as Alternate for the City of Delray Beach on the TAC.	Approved
1.1.6	MOTION TO APPROVE Appointment of Ms. Tammy Jackson-Moore on the MPO's Citizens Advisory Committee (CAC) as nominated by Mayor Steve B. Wilson.	Approved
1.1.7	MOTION TO ADOPT Resolution approving travel by an MPO Governing Board Representative to attend the Florida Automated Vehicles (FAV) Summit.	Adopted
General Public Comments		
1.J	<u>Representative Irv Slosberg and Representative Elect Emily Slosberg</u> of the Florida House of Representatives highlighted a constituent letter and several phone calls regarding the road construction in the City of Boca Raton. Representative Irv Slosberg inquired if enough communication was being given to the drivers about high congestion areas.	

	Representative Irv Slosberg also mentioned the Dori Slosberg Foundation is hosting an event to celebrating the day of remembrance for traffic victims worldwide, together with Congressman Ted Deutch and Congresswoman Lois Frankel.	
Action Items		
2.A	MOTION TO ADOPT a Resolution submitting comments to the USDOT related to Metropolitan Planning Organization and Planning Area Reform proposed rulemaking	Adopted
2.B	MOTION TO APPROVE an Amendment to the FY 2017-2021 Transportation Improvement Program (TIP)	Approved
2.C	MOTION TO APPROVE the Congestion Management Process (CMP) and Annual Report Card	Approved
Item No.	Description	Action
Information Items		
3.A	US-1 in the Village of North Palm Beach Treasure Coast Regional Planning Council (TCRPC) Urban Planner DANA LITTLE reviewed the study area map, project objectives and concepts for US-1 under consideration as part of the Village-wide Master Plan.	
3.B	Indiantown Road Complete Streets Improvements in Jupiter TCRPC Urban Planner DANA LITTLE presented potential complete street improvements to Indiantown Road in the Town of Jupiter from east of US-1 to A1A.	
3.C	I-95 at Southern Boulevard (State Road 80) Project Development and Environmental (PD&E) Study FDOT Consultants with RS&H WINSTON HARRIS and PAUL HEIG presented the alternatives being evaluated in the PD&E Study for the interchange at Southern Boulevard and I-95. MOTION to request FDOT place this project on hold until the State Road 80 Corridor Action Plan Study is complete. This Motion was made by COMMISSIONER BURDICK and seconded by COMMISSIONER MCKINLAY during the discussion of Item 3.C.	On Hold
3.D	Palm Tran Final Transit Development Plan (TDP) Tindale Oliver Consultant, LAURA EVERITT and Palm Tran Transit Planning Manager, FRED STUBBS presented the major update to the TDP, which addressed a time period of 2016-2026. The draft goals and measurable objectives for the next ten years were reviewed, along with a five-year financial plan for the transit system needs.	

3.E	<p>Correspondence</p> <p>MR. UHREN stated the MPO is working with the City of Belle Glade to implement a Transportation Alternatives Program project to construct missing sidewalks near local schools. He noted the City was unable to do this project under a LAP agreement but that he is working out an agreement with the city to allow FDOT to complete the project on their behalf.</p>	
<i>Administrative Items</i>		
4.A	<p>Member Comments</p> <p>No member comments were received.</p>	
4.B	<p>Next meeting: December 12, 2016 (no November meeting)</p>	